

# Regularities in Many-body Systems Interacting by a Two-body Random Ensemble

Y. M. Zhao<sup>a,b</sup>, A. Arima<sup>c</sup>, and N. Yoshinaga<sup>d</sup>

<sup>a</sup> Cyclotron center, the institute of physical and chemical research (RIKEN),  
Hirosawa 2-1, Wako-shi, Saitama 351-0198 Japan

<sup>b</sup> Department of Physics, Southeast University, Nanjing 210018 China

<sup>c</sup> The House of Councilors, 2-1-1 Nagatacho, Chiyodaku, Tokyo 100-8962, Japan

<sup>d</sup> Department of Physics, Saitama University, Saitama 338-0825 Japan

## Contents

<b>1</b>	<b>Introduction</b>	<b>5</b>
<b>2</b>	<b>Regularities of the ground states in the presence of random interactions</b>	<b>9</b>
2.1	Fermions in a single- $j$ shell . . . . .	10
2.2	Bosons with spin $l$ . . . . .	11
2.3	More complicated systems . . . . .	13
2.4	Parity distribution of the ground states . . . . .	14
2.5	Many-body systems interacting by a displaced TBRE . . . . .	15
2.6	The effect of higher rank interactions . . . . .	16
2.7	Odd-even staggering of binding energies . . . . .	17
2.8	Summary of this section . . . . .	18
<b>3</b>	<b><math>I</math> ground state probabilities of simple systems</b>	<b>20</b>
3.1	A feature for a certain state to have a large probability to be the ground state . . . . .	20
3.2	Fermions in a single- $j$ shell with $j \leq 7/2$ . . . . .	21
3.3	An empirical approach . . . . .	23
3.4	$d$ -boson systems . . . . .	24

3.5	Geometry of the eigenvalues . . . . .	26
3.6	$sp$ and $sd$ bosons . . . . .	27
3.7	An argument of 0 g.s. dominance for four fermions in a single- $j$ shell and four bosons with spin $l$ . . . . .	29
3.8	Arguments using width, time-reversal invariance . . . . .	31
3.9	Summary of this section . . . . .	33
<b>4</b>	<b>The <math>I</math> g.s. probabilities of complicated systems</b>	<b>35</b>
4.1	The behavior of fermions in a single- $j$ shell . . . . .	35
4.2	Behavior of fermions in a many- $j$ shell and $sd$ boson systems . . . . .	38
4.3	A schematic interpretation of the empirical approach . . . . .	39
4.4	The $I_{\max}$ g.s. probabilities for fermions . . . . .	41
4.5	The $I_{\max}$ g.s. probabilities for bosons . . . . .	42
4.6	The features discussed by Santos, Drozd, Kaplan and their collabo- rators . . . . .	44
4.7	Ground states of spin-1/2 fermions . . . . .	45
4.8	Summary of this section . . . . .	46
<b>5</b>	<b>Correlation, average energies and collectivity</b>	<b>47</b>
5.1	Correlation between the ground states and excited states . . . . .	47
5.1.1	Normal ordering of $I$ in the presence of the TBRE Hamiltonians	47
5.1.2	Correlation between $I = 0$ ground states of systems with mass $A$ , $A + 2$ and $A + 4$ . . . . .	48
5.2	The behavior of average energies . . . . .	50
5.2.1	The $I$ g.s. probabilities of average energies . . . . .	51
5.2.2	The $I(I + 1)$ behavior of average energies . . . . .	52
5.2.3	The formulas by Mulhall et al. and Kota et al. . . . .	55
5.2.4	A short summary . . . . .	56
5.3	Generic rotation for many-body systems . . . . .	57

5.3.1	Generic vibration and rotation in the vibron model and the IBM . . . . .	57
5.3.2	A generic rotation in the $SD$ -pair subspace . . . . .	58
5.3.3	Rotations using displaced random forces . . . . .	59
5.3.4	A short summary . . . . .	60
5.4	Constraints on random interactions in nuclei . . . . .	61
5.5	Summary of this section . . . . .	62
<b>6</b>	<b>Discussion and conclusion</b>	<b>65</b>

**Abstract** The ground states of all even-even nuclei have angular momentum,  $I$ , equal to zero,  $I = 0$ , and positive parity,  $\pi = +$ . This feature was believed to be a consequence of the attractive short-range interactions between nucleons. However, in the presence of two-body random interactions, the predominance of  $I^\pi = 0^+$  ground states (0 g.s.) was found to be robust both for bosons and for an even number of fermions. For simple systems, such as  $d$  bosons,  $sp$  bosons,  $sd$  bosons, and a few fermions in single- $j$  shells for small  $j$ , there are a few approaches to predict and/or explain the distribution of angular momentum  $I$  ground state probabilities. An empirical recipe to predict the  $I$  g.s. probabilities is available for general cases, but a more fundamental understanding of the robustness of 0 g.s. dominance is still out of reach. Other interesting results are also reviewed concerning other robust phenomena of many-body systems in the presence of random interactions, such as odd-even staggering of binding energies, generic collectivity, behavior of average energies, correlations, and regularities of many-body systems interacting by a displaced two-body random ensemble.

**PACS:** 05.30.Fk, 05.45.-a, 21.60Cs, 24.60.Lz

*key words:*  $I$  g.s. probabilities, 0 g.s. dominance, random interactions, correlation, generic collectivity, average energies.

# 1 Introduction

Atomic nuclei provide ideal and microscopic laboratories to study the features of the complex many-body systems with finite number of constituents less than  $\sim 300$ . They are complex objects with many degrees of freedom and they exhibit almost all features found in other many-body systems. The regularities in atomic nuclei in the presence of random matrix elements therefore provide an excellent window to study general features of low-lying states of many-body systems. Therefore, although the discussions in this article are related to nuclear structure, the results can have many implications for other fields.

The Gaussian orthogonal ensemble of random matrices was first proposed by Eugene Wigner in [1], which was a revolutionary thought in understanding the spectroscopy of atomic systems. The two-body random ensemble (TBRE), which will be used in most examples in this article, was introduced to study statistical properties of spectra of many-body systems, by French and Wong in ref. [2], and by Bohigas and Flores in ref. [3]. Ref. [4] presented a self-contained account of random matrix physics in quantum physics concerning spectrum and strength fluctuations. The latest review on the similar lines are presented in ref. [5].

We also note that there recently appeared other review articles on random matrix ensembles for finite particle systems but with different focuses. In [6], the focus was on the links between many-body pairing, as it evolves from the original nucleon-nucleon force, the manifestations of superfluidity in nuclear matter (say, neutron stars), and pairing in atomic nuclei. In [7, 8] the discussion was focused on statistical mechanics and onsets of chaos of finite many-body systems. In ref. [9], the focus was on the geometric chaoticity of angular momentum couplings, its possible implications to the energy centroids, and the multipole collectivity in the presence of random interactions. In this article we shall focus on the features (particularly, orders and correlations) of low-lying levels of many-body systems in the presence of random interactions, explaining both the observations and the present status towards “understanding” these features.

Because of the importance of understanding of atomic nuclei, many efforts have been made to describe millions of data on nuclear structure, reactions, decays, etc. The nuclear shell model, established by Mayer and Jensen [10, 11, 12] more than half a century ago, has been working as a fundamental framework for the nuclear structure in the low energy region. However, the configuration space is usually so huge for most of medium and heavy mass nuclei that a full diagonalization of the effective Hamiltonian would not be possible in the foreseeable future for those nuclei. One should also be aware that the forms and parameterizations of Hamiltonians are quite different for different approximations or energy regions.

On the other hand, the behavior of atomic nuclei may be described by just a few degrees of freedom. For example, the interacting boson model (IBM) proposed by Arima and Iachello [13, 14, 15, 16] assumes that the low-lying states are constructed essentially by phenomenological  $s$  and  $d$  bosons, which are mappings of coherent  $S$  and  $D$  valence nucleon pairs. The  $sd$  bosons within the IBM form a  $U(6)$  symmetry-dictated group and have three dynamical limits which correspond to three collective modes in atomic nuclei. The IBM has been proved to be a great success in describing the low-lying levels of almost all medium and heavy mass nuclei. We emphasize that the low-lying states of other many-body systems, such as molecules and metallic clusters, also exhibit similar features that can be described in the same spirit or in a similar framework as the IBM, although apparently the interactions and constituents of the model space taken in the calculations are very different.

It is well known that the angular momenta and parities ( $I^\pi$ ) of the ground states of even-even nuclei are always  $0^+$ , and that the structure of the low-lying states has a tripartite classification [17, 18], i.e., seniority region, anharmonic vibrational region and rotation region. Also there exists an odd-even staggering of binding energies, etc. One can ask whether these features are robust, i.e., they may arise not from the specific features of the interactions (for example, the ground state  $I^\pi = 0^+$  for even-even nuclei is related to the attractive monopole pairing between like particles), but are very robust for many-body systems with a few fundamental symmetries, such

as rotational symmetry, time-reversal symmetry, etc., of the Hamiltonian. In an alternative way, one can ask what properties survive when the Hamiltonian becomes more and more arbitrary.

This question was first studied by Johnson, Bertsch and Dean in Ref. [19], where a dominance of  $I^\pi = 0^+$  ground states (0 g.s.) was obtained using the TBRE Hamiltonians. In [20], the 0 g.s. dominance was found to be insensitive to the monopole pairing interaction, and to be related to a reminiscence of generalized seniority suggested in [21, 22]. In [23, 24], it was found that the  $sd$  bosons produce both vibrational and rotational spectra as well as the 0 g.s. dominance in presence of the TBRE Hamiltonians. In [25], it was found that odd-even staggering of binding energies in finite metallic grains and metal clusters [26] arises from purely random two-body interactions. These interesting results suggest that the above features are not the consequences solely from an attractive pairing interactions, but are much more general than they were previously assumed. Many authors made efforts to seek the origin of these observations and to look for more robust features along this line. This article aims at reviewing these achievements.

In Sec. 2 we shall concentrate on statistics of the distribution of angular momentum in the ground states in the presence of the TBRE Hamiltonians. We shall not restrict the discussions to the 0 g.s. probability (denoted as  $P(0)$ ) which is obtained by diagonalizing the TBRE Hamiltonians, but also review the g.s. probabilities of other  $I$  g.s. (denoted as  $P(I)$ ) of the system. We shall go to systems with odd numbers of fermions to study other  $I$  g.s. probabilities and parity distributions of the ground states as well.

In Sec. 3 we shall review the efforts to understand the 0 g.s. dominance of simple systems suggested in earlier works, where one may evaluate the  $I$  g.s. probabilities of the systems (for example,  $d$ -,  $sp$ - and  $sd$ -boson systems, fermions in a single- $j$  shell with  $j \leq 7/2$ ) or give an argument based on specific features of  $I = 0$  states.

In Sec. 4 we shall go to more complicated systems, such as fermions in a single- $j$  for large  $j$  or many- $j$  shells and  $sdg$  bosons, etc., for which the understanding of

$I$  g.s. probabilities  $P(I)$ 's is not yet available. However, an empirical recipe was suggested to predict the  $P(I)$ 's of these systems. The empirical recipe also shows that the 0 g.s. dominance is related to certain interactions with specific features. Some properties of  $I_{\max}$  g.s. probabilities were found and explained. Some features of the energy gaps for 0 g.s. and the  $n$ -body matrix elements of  $I = 0$  states were found.

In Sec. 5 we shall discuss other features of many-body systems interacting by random interactions, including the behavior of various correlations, average energies and generic collectivity of many-body systems. It was found that some quantities, such as energies of angular momentum  $I$  states in the yrast bands, the  $I$  g.s. probabilities of different particle systems, etc., are correlated in the presence of the TBRE Hamiltonians. The ground states with different particle numbers were also suggested to be correlated for a few cases. As for average energies, some authors address those of yrast states over the ensemble, while some authors refer to those with fixed angular momentum  $I$ . Compact trajectories of these average energies were found. Bijker and Frank [23, 24] discovered that both the vibration and the rotation are generic and robust in the low-lying states of  $sp$ - and  $sd$ -boson space. For fermionic degrees of freedom, say, nucleons in the  $sd$  shell, a generic rotation does not appear if one uses general two-body Hamiltonians. It was suggested that the quadrupole-quadrupole correlation is very important to get a collective rotation spectrum. In another prescription, a displaced TBRE was proposed to produce a rotational peak.

In Sec. 6 we conclude with a few comments on this new and interdisciplinary field.



## 2 Regularities of the ground states in the presence of random interactions

Let us start with the definition of the Hamiltonian for fermions in a single- $j$  shell:

$$H = \sum_J G_J A^{J\dagger} \cdot A^J \equiv \sum_J \sqrt{2J+1} G_J \left( A^{J\dagger} \times \tilde{A}^J \right)^0, \\ A^{J\dagger} = \frac{1}{\sqrt{2}} \left( C_j^\dagger \times C_j^\dagger \right)^J, \quad \tilde{A}^J = -\frac{1}{\sqrt{2}} \left( \tilde{C}_j \times \tilde{C}_j \right)^J. \quad (1)$$

The  $C_j^\dagger$  is the single-particle creation operator with  $j$  denoting the respective single-particle orbit. The  $G_J$ 's are the two-body matrix elements, defined as  $G_J = \langle j^2 : J | V | j^2 : J \rangle$ , and are taken as a set of Gaussian-type random numbers with a width equal to 1 and an average equal to 0:

$$\rho(G_J) = \frac{1}{\sqrt{2\pi}} \exp(-G_J^2/2), \quad J = 0, 2, \dots, 2j-1. \quad (2)$$

The two-body Hamiltonian of fermions in a many- $j$  shell is written as

$$H = \frac{1}{4} \sum_{abcd, J} \sqrt{(1 + \delta_{ac})(1 + \delta_{bd})} \hat{J} \langle ab, J | V | cd, J \rangle \\ \times \left[ \left( C_a^\dagger C_b^\dagger \right)^{(J)} \times \left( C_c^\dagger C_d^\dagger \right)^{(J)} \right]^{(0)}. \quad (3)$$

The  $C_a^\dagger$  and  $C_b^\dagger$  are single-particle creation operators with  $a, b$  denoting the respective single-particle orbits. Here the two-body matrix elements  $\langle ab, J | V | cd, J \rangle$  are taken randomly and follow a distribution of Eq. (2) if the two-particle states  $|ab, J\rangle$  and  $|cd, J\rangle$  are different. The width is multiplied by a factor of  $\sqrt{2}$  for diagonal two-body interactions, i.e., for those with  $|ab, J\rangle = |cd, J\rangle$ . For neutron-proton systems, the Hamiltonian is the same except that isospin degree of freedom should be included. The restricted separable Hamiltonian will be defined in Sec. 4.

For bosons with spin  $l$ , the Hamiltonian is the same as Eq. (1) except that  $C_j^\dagger$  and  $\tilde{C}_j$  are replaced by boson operators  $b_l^\dagger$  and  $\tilde{b}_l$ , and  $G_J$  by  $G_L$  with  $L = 0, 2, \dots, 2l$ . For boson systems with more than one spin  $l$  the Hamiltonian will be defined separately.

A two-body random ensemble discussed above is called “TBRE”, and the  $I$  g.s. probabilities labeled by “TBRE” are obtained by 1000 runs of the TBRE Hamiltonians.

## 2.1 Fermions in a single- $j$ shell

Before going to complicated cases, let us come to a few simple examples. A system with four fermions in a single- $j$  shell is the simplest but non-trivial example in the case of fermionic degrees of freedom. This example was treated by using both the TBRE Hamiltonians in [27], and a uniformly distributed random two-body Hamiltonian assuming values between  $-1$  and  $1$  in [28]. The results obtained by using these two ensembles are essentially the same although the distributions of the ensembles are very different. Fig. 1 shows the results of a few important  $I$  g.s. probabilities, with  $j$  ranging from  $j = 7/2$  to  $j = 33/2$ . Some of the principal outcomes are:

1) The probability of ground states with odd angular momenta is much smaller than that of their neighboring even angular momenta even if the number of states with the same angular momentum  $I$  found in the  $j^n$  configuration is comparably large.

2) The unique  $I_{\max}$  state has a large probability to be the ground state, although this probability decreases with  $j$ <sup>1</sup>.

3) The  $I = 2^+$  and  $4^+$  states have large probabilities to be the ground state. This indicates that small and even angular momentum states are favored as the ground states for an even number of fermions in single- $j$  shells.

4) The 0 g.s. dominance obtained by using the TBRE Hamiltonians is not a “rule” without exceptions. In Fig. 1,  $P(0)$ ’s of four nucleons in a  $j = \frac{7}{2}$  and  $j = \frac{13}{2}$  shell are smaller than the corresponding  $P(2)$ ’s.

5) An interesting oscillation of  $P(0)$ ’s with respect to  $j$  is noticed [27, 29]. This oscillation is synchronous to an increase of the number of  $I = 0$  states. Namely,  $P(0)$

---

<sup>1</sup>This holds also for the case of random interactions which distribute uniformly between  $-1$  and  $1$ . The results of [28] which claim that this probability staggers rapidly and becomes 0 for several single  $j$  are erroneous.

staggers when  $(j - \frac{3}{2}) = 3k$  ( $k$  is a positive integer), coinciding with an increase of the number of  $I=0$  states which is given by the largest integer not exceeding  $(j - \frac{3}{2})/3$  [30, 31].

Since the 0 g.s. is dominant for four fermions in a single- $j$  shell with only two exceptions with  $j = 7/2$  and  $13/2$ , one easily gets the intuition that the  $P(j)$ 's are large for five fermions in a single- $j$  shell. This was really found to be the case [27, 28], although the  $P(j)$ 's are not as large as the  $P(0)$ 's. Fig. 2 shows a few examples for  $n = 5$  in which  $P(j)$ 's are indeed very large in comparison with other  $P(I)$ 's.

One connection between the dominant  $P(0)$  for  $n = 4$  and large  $P(j)$  for  $n = 5$  of fermions in a single- $j$  shell is given by monopole pairing interaction (see Sec. IV). One should be aware, however, that the large  $P(j)$ 's of odd number of fermions are not necessarily related to  $P(0)$  of their neighbors with even numbers of particles except the connection given by monopole pairing interaction. In many cases  $P(0)$ 's of systems with even numbers of fermions are much larger than  $P(j)$ 's of those with odd particle numbers. Further work is warranted for the case of many- $j$  shells.

Figure 3 plots the  $P(0)$ 's of  $n = 4$  up to  $j = 33/2$  and of  $n = 6$  up to  $j = 27/2$ , and  $P(j)$  of  $n = 5$  and  $n = 7$  up to  $j = 27/2$ . It is seen that the 0 g.s. probabilities for even numbers of fermions in a single- $j$  shell, and the  $j$  g.s. probabilities for odd numbers of fermions in a single- $j$  shell, stagger synchronously at an interval of  $\delta_j = 3$  when  $j$  is small. When  $j$  is large the  $P(0)$ 's and  $P(j)$ 's seem to saturate.

## 2.2 Bosons with spin $l$

Figure 4 shows a few important angular momentum  $I$  ground state probabilities versus  $l$  for four bosons with spin  $l$  [32]. One sees that the pattern of  $I$  g.s. probabilities for four bosons with spin  $l$  is very similar to that for four fermions in a single- $j$  shell. For instance, the  $P(0)$ 's vs.  $l$  stagger at an interval of  $\delta_l = 3$ ; the  $P(0)$ 's are dominant over other  $P(I)$ 's except for a very few exceptions; the  $P(I_{\max})$ 's decrease with  $l$ . A new feature of the  $I$  g.s. probabilities for four bosons with spin  $l$  is that the  $P(l)$ 's are considerably large (small) when  $l$  is even (odd), i.e., the  $P(l)$ 's exhibit an

odd-even staggering behavior. In the case of four fermions, there are no  $I=j$  states because  $I$  is always an integer and  $j$  is always a half integer.

Now let us discuss the  $P(I)$ 's of boson systems with spins  $l$  being very small. The  $sd$  and  $sp$  boson systems were studied by Bijker and Frank [23, 24, 33, 34, 35, 36], and Kusnezov [37]. In Ref. [23, 24],  $sd$  bosons with  $n$  between 3 and 16 were considered using random one- and two-body interactions, and a dominance of 0 g.s. ( $\sim 60\%$ ) was obtained for these cases. A typical result of  $P(I)$ 's for  $sp$  and  $sd$  bosons will be discussed in Sec. 3.6 of this paper. For  $sd$  bosons, the  $I = 2$  (spin  $l$  of  $d$  boson) g.s. probability and the  $I_{\max}$  g.s. probability are large, while other  $I$  g.s. probabilities are nearly zero; for  $sp$  bosons, the  $P(I)$ 's are very similar to the  $sd$  boson case, but  $I = 1$  ground states (spin  $l$  of  $p$  boson) are favored instead of  $I = 2$  ground states.

Next let us come to boson systems with spin  $l$  and particle number  $n$ . Here one should ask about the feature of the  $P(I)$ 's for an odd number of particles: which angular momentum  $I$  g.s. dominance will appear,  $I = 0$  or  $I = l$ ? In systems with an odd number of fermions in a single- $j$  shell, there are no  $I=0$  states, and one expects  $I = j$  g.s. probabilities to be large, as shown in Fig. 2. For bosons with spin  $l$  and odd  $n$ , however, one may have  $I=0$  states and thus it is not known a priori whether the  $I = 0$  or  $I = l$  g.s. dominance occurs in these systems.

Figure 5 shows the  $P(l)$ 's and  $P(0)$ 's in boson systems with  $l = 4$  and  $6$ , and  $n$  running as large as possible. For odd  $n$  and  $l = 1$ , or for  $n = 3$  and any odd  $l$  [30], there are no  $I = 0$  states; for odd  $n$  and  $l = 3, 5, 7$  and  $9$ , the  $I = 0$  states do not exist unless  $n \geq 15, 9, 7$ , and  $5$ , respectively. For fifteen bosons with  $l = 3$ , nine bosons with  $l = 5$ , seven bosons with  $l = 7$  and five bosons with  $l = 9$  or  $11$ ,  $P(0) \sim 0\%$  always according to calculations using 1000 sets of the TBRE Hamiltonians [32]. From Fig. 2 and these odd- $l$  cases it is concluded that the  $P(0)$ 's are usually much less than the corresponding  $P(l)$ 's when  $n$  is odd. On the other hand, the  $P(0)$ 's are mostly larger than the  $P(l)$ 's when  $n$  is an even number.

This result indicates that the 0 g.s. dominance is robust for systems with an even number of  $n$ , but not true generally if  $n$  is odd. In the latter case, it is observed that

the 0 g.s. dominance is easily lost, with a few exceptions. One therefore expects that the 0 g.s. dominance is partly connected to an even number of particles.

In *sp* [35, 37], *sd* [23, 24, 38], and *sdg* [39] boson systems, the 0 g.s. dominance is found for an odd number of bosons. However, to a large extent, the dominant  $P(0)$  therein is associated with the  $s$  boson condensation, which contributes around 40% to the 0 ground states probability [33]. In other words, one should be aware that *sp* and *sd* systems are very special systems in which  $s$  boson condensation produces the 0 g.s. dominance when the boson number is odd. Without  $s$  bosons, the  $P(0)$ 's of those systems with odd  $n$  would be drastically smaller and other  $I$  g.s. probabilities, such as those of  $I = l$  or  $I = I_{\max}$ , would be much larger. It would be very interesting to carry out systematic calculations of  $P(I)$ 's for both even and odd numbers of bosons with various mixtures of spins.

### 2.3 More complicated systems

Let us exemplify the cases of fermions in many- $j$  shells by the pioneering works [19, 20]. These authors calculated a few even-even nuclei in the *sd* shell (63 independent two-body matrix elements) and the *pf* shell (195 independent two-body matrix elements) with both neutrons and protons, with 1000 runs of a Hamiltonian by using the following ensembles: the TBRE, the random quasiparticle ensemble (RQE) which has an additional  $J$  dependence of the width [20], the RQE without monopole pairing (RQE-NP), and the RQE with splittings of single-particle energies (RQE-SPE). The results of four, six and eight neutrons in the *sd* shell, four protons and four neutrons in the *sd*-shell show that there are around 40%  $\sim$  70% 0 g.s. in these cases, although in these systems the  $I = 0$  states occupy a very small portion in the full shell model space. This result was a surprise to nuclear structure theorists, and has been attracting much attention since then. Table I shows the 0 g.s. probabilities by using different ensembles, and the percentage of  $I = 0$  states in the full shell model space.

In [41], Horoi, Volya, and Zelevinsky extended the investigations of 0 g.s. domi-

nance to both even-even and odd-odd nuclei. In that work, they took again random interactions uniformly distributed between  $-1$  and  $1$ . They checked the even-even nucleus  $^{24}\text{Mg}$  and the odd-odd nucleus  $^{26}\text{Al}$ . The outcome of their calculations by using random interactions is that for  $^{24}\text{Mg}$  the dominant ground states have  $I, T = 0, 0$  ( $T$  is the total isospin of the state), and states with  $(-)^{I+T} = 1$  quantum numbers are favored. For the odd-odd nucleus  $^{26}\text{Al}$ , the dominant ground states have  $I, T = 1, 0$  and the favored states have  $(-)^{I+T} = -1$ . In both cases the lowest  $T=0$  is dominant. They also studied a simpler model, i.e., 4 nucleons in a single- $j$  ( $j = 15/2$ ) shell with both protons and neutrons. The situation is quite similar to that of  $^{24}\text{Mg}$ : there is a similar predominance of the lowest  $I, T$  states, and a preference of the ground states with  $(-)^{I+T}=1$  is easily noticed, while in the case of 6 protons and neutrons in a  $j = 9/2$  shell the ground states with  $(-)^{I+T}=-1$  are favored. The authors thus concluded that the ground states are dominated by the states with  $I, T$  as low as possible, and quantum numbers satisfying a “selection” rule  $(-)^{I+T}=(-)^{n/2}$  are favored. It is interesting to investigate more cases to see whether this observation is applicable for other systems or not.

## 2.4 Parity distribution of the ground states

Another relevant quantity is the parity distribution of the ground states in the presence of the TBRE Hamiltonians. For atomic nuclei, all the ground states of even-even nuclei have positive parity, while those of odd-odd nuclei have both positive and negative parity with slightly more positive ones. The nuclei with odd mass numbers have almost equal number of cases with positive or negative parity. Table II presents the statistics of parities in the ground states of nuclei with mass numbers larger than 120. The data are taken from ref. [42].

It is interesting to see whether a similar pattern appears in the presence of the TBRE Hamiltonians. A series of calculations was carried out using orbits with different parities [43]: both protons and neutrons are in the  $f_{\frac{5}{2}}p_{\frac{1}{2}}g_{\frac{9}{2}}$  shell which corresponds to nuclei with  $Z$  and  $N \sim 40$ ; protons in the  $f_{\frac{5}{2}}p_{\frac{1}{2}}g_{\frac{9}{2}}$  shell and neutrons in

the  $g_{\frac{7}{2}}d_{\frac{5}{2}}$  shell which correspond to nuclei with  $Z \sim 40$  and  $N \sim 50$ ; both protons and neutrons are in the  $h_{\frac{11}{2}}s_{\frac{1}{2}}d_{\frac{3}{2}}$  shell which correspond to nuclei with  $Z$  and  $N \sim 82$ ; and protons in  $g_{\frac{7}{2}}d_{\frac{5}{2}}$  shell and neutrons in the  $h_{\frac{11}{2}}s_{\frac{1}{2}}d_{\frac{3}{2}}$  shell which correspond to nuclei with  $Z \sim 50$  and  $N \sim 82$ . The typical results are very similar to the realistic cases: The ground states with positive parity are dominant only in even-even systems. The portions of ground states with positive and negative parity are close to 50% in most of even-odd, odd-even and odd-odd systems [43].

## 2.5 Many-body systems interacting by a displaced TBRE

While a TBRE is distributed symmetrically around zero, an interesting question is what happens if one uses random interactions with all positive, or all negative sign, or random interactions which are not distributed symmetrically around zero. This issue is both interesting and important because interactions in realistic systems, such as nuclei, atoms etc, are not symmetric around zero. Below we present results using a displaced TBRE.

Let us firstly consider two arbitrary ensembles  $\{G'_J\}$  and  $\{G_J\}$ , which are related by a shift  $\mathcal{C}$ :

$$G'_J = G_J + \mathcal{C}, \quad J = 0, 2, \dots, 2j - 1, \quad (4)$$

where  $\mathcal{C}$  is a constant. If  $\{G_J\}$  is symmetric around zero and is described by Eq. (2), we call  $\{G_J\}$  simply TBRE, while  $\{G'_J\}$  will be called a displaced TBRE.

For fermions in a single- $j$  shell, the results by using the ensemble  $\{G'_J\}$  are exactly the same as those obtained by using  $\{G_J\}$  except a shift  $\frac{n(n-1)}{2}\mathcal{C}$  of the eigen-energy of the ground state. Therefore, a displacement of the TBRE is trivial in a single- $j$  shell.

For fermions in a two- $j$  shell, however, the role played by the displacement of the TBRE is very complicated. Below we mention only two extreme situations:

1. For four fermions in a  $(2j_1, 2j_2) = (11, 3)$  shell, using the TBRE, the TBRE+5, and the TBRE-5, the 0 g.s. probabilities are 60.8%, 95.4%, and 100.0%, respectively. Here the 0 g.s. is more pronounced if the TBRE is displaced to either negative or

positive.

2. For 4 fermions in a  $(2j_1, 2j_2) = (13, 9)$  shell, using the TBRE, the TBRE+5, and the TBRE-5, the 0 g.s. probabilities are 44.8%, 2.7%, and 0.1%, respectively. Here the 0 g.s. is greatly quenched down (close to zero) if the TBRE is displaced to either negative or positive. One observes a similar situation for 4 fermions in a  $(2j_1, 2j_2) = (7, 5)$  shell.

Concerning the effect of the shape of an ensemble, we consider the TBRE and an ensemble of uniformly distributed random numbers between -1 and 1. The general features are quite similar. Slight differences appear if one multiplies a factor to each  $G_J$ , such as the RQE of [2]. However, there seems to appear no significant difference.

In Ref. [44], the authors showed that the displaced TBRE with an attractive average leads to rotational spectra with strongly enhanced B(E2) transitions for a certain class of model space. We shall discuss the finding of Ref. [44] in Sec. V.

## 2.6 The effect of higher rank interactions

There have been few discussions on the effect of interactions with rank higher than two, concerning the features of many-body systems interacting by random interactions. The only calculation was done in [24] by Bijker and Frank. These authors studied the case of  $sd$  bosons by adding three-body interactions to the one-body and two-body Hamiltonian (two one-body, seven two-body, and seventeen three-body interactions) by a scaling of boson number. For one-body terms, the scaling is  $1/n$ ; for two-body terms the scaling is  $1/(n(n-1))$ ; and for three body terms, it is  $1/(n(n-1)(n-2))$ . The outcome of their calculation was that the addition of three-body interactions does not change the results in a significant way. When the boson number  $n$  is sufficiently large in comparison to the rank of the interactions, the results are essentially similar. A study by using random ensembles of one- and two-body interactions shows similar results to the case of pure three-body interactions. Namely, the basic features of  $sd$  boson systems does not change significantly due to inclusion three-body interactions.



There are few calculations on more complicated cases such as *sdg* bosons and fermion systems, where the number of three-body interactions is large.

## 2.7 Odd-even staggering of binding energies

The odd-even staggering of binding energies for nuclei is well known in nuclear physics. It is an evidence of the pairing interaction between like particles. Similar features were found [20] in the angular momentum zero ground states by using the RQE Hamiltonians for four to ten neutrons in the *pf* shell. Johnson and collaborators made a least square fit of the binding energies, which was used to simulate the Talmi's formula of binding energies within the framework of the generalized seniority scheme for atomic nuclei [21, 22], of these systems with even numbers of neutrons in the presence of the RQE Hamiltonians. Then they calculated the binding energies of systems with five and seven neutrons in the same shell by the same sets of the RQE Hamiltonians. Statistics of deviation of binding energy from the Talmi's formula showed that the deviations for an even number of neutrons are usually small and symmetric to zero, while those for an odd number of neutrons are large and positive. This is very similar to the situation of binding energies for atomic nuclei.

In ref. [25], Papenbrock, Kaplan and Bertsch considered a Hamiltonian for quantum dots or small metallic grains which conserves total spin and includes spin-independent one-body terms, random two-body interactions, and coherent interactions that are not random but have both attractive and repulsive components. Usually the odd-even staggering of binding energies of these systems are attributed to mean field orbital energy effect or the coherent pairing (or both) [26]. However, the results of [25] showed that even a purely random two-body Hamiltonian can give rise to this odd-even staggering. This randomness induced staggering seems a smooth function of particle number and insensitive to the presence of a magnetic field.

## 2.8 Summary of this section

From the examples discussed above, we have shown first the robustness of the 0 g.s. dominance for the case of even numbers of fermions in a single- $j$  or many- $j$  shells, and also for the cases of (both even and odd numbers of)  $sd$  or  $sp$  bosons. There are very few counter examples for four fermions in a single- $j$  shell ( $j = 7/2$  or  $13/2$ ). For neutron-proton systems, it was found that the  $P(0)$  is not dominant for odd-odd systems [41, 43]. For bosons with spin  $l$ , there are many cases in which the  $P(0)$ 's are very small in comparison to other  $P(I)$ 's when the boson number  $n$  is odd, which suggests that the 0 g.s. dominance is partly related to the odd-even behavior of particle numbers. In other words, the 0 g.s. dominance in many-body systems is a robust feature associated with *even* numbers of particles.

The parity distribution in the ground states calculated by using the TBRE Hamiltonians is found to be robust: for the case with even numbers of both valence protons and neutrons the positive parity is dominant always (around 80%), while positive parity and negative parity are almost equally probable for other cases. For atomic nuclei, all even-even nuclei have positive parity and the other cases have either positive or negative parity with almost equal probabilities (refer to Table II).

A displaced TBRE Hamiltonian may give a very different pattern of  $P(I)$ 's for the case of fermions in many- $j$  shells in comparison to those obtained by a TBRE Hamiltonian. This means that the  $I$  g.s. distribution for a displaced TBRE Hamiltonian is much more complicate issue.

The effect of rank of Hamiltonian is interesting but few calculations have been done except for  $sd$ -boson systems. The results by Bijker and Frank [24] shows that the basic features obtained by using the TBRE Hamiltonians does not change significantly due to inclusion of higher rank, say, three-body interactions.

Systematic odd-even binding energy differences were first discussed in [20] for a few nucleons in a  $sd$  shell, and revisited in [25] for finite metallic clusters by using the TBRE Hamiltonians. These calculations concluded that an odd-even staggering arises only from the TBRE Hamiltonians: stronger binding energies for systems with

even numbers of particles are typically obtained in numerical simulations. However, the 0 g.s. dominance and odd-even staggering are not necessarily two facets of the same thing.

### 3 $I$ ground state probabilities of simple systems

Let us first come to a few integrable systems in which the eigenvalues are linear combinations of two-body matrix elements or certain elegant classifications of the space of two-body matrix elements are possible. The discussions of  $P(I)$ 's in the solvable cases are helpful for complicated cases.

In this section, one feature for a state to have a large probability for being the ground state, and an empirical recipe to predict the  $P(I)$ 's, which were introduced in [27, 38, 39, 40], will be discussed. For three and four fermions in a single- $j$  shell ( $j \leq 7/2$ ) and  $d$  boson systems, one can calculate the  $P(0)$ 's exactly by using the geometry of eigenvalues in the two-body matrix elements. This recipe was introduced in [45] and will be also discussed. The  $P(I)$ 's of  $sp$  and  $sd$  bosons in a mean-field approach, introduced in [33, 34], will be also discussed.

#### 3.1 A feature for a certain state to have a large probability to be the ground state

Let us look at linear combinations of the TBRE numbers. Let  $F(k)$  be a set of linear combinations of  $G_J$ :

$$F(k) = \sum_J \alpha_k^J G_J, \quad k = 1, 2, \dots, \mathcal{K}, \quad (5)$$

where  $k$  is used to label each level, and  $\mathcal{K}$  is the total number of states. It can be shown that distribution functions of random  $F(k)$  are

$$\rho(F(k)) = \frac{1}{\sqrt{2\pi}g_k} \exp\left(-\frac{(F(k))^2}{2g_k^2}\right), \quad g_k^2 = \sum_J (\alpha_k^J)^2. \quad (6)$$

If  $\alpha_m^{J'}$  in Eq. (5) is the largest (or the smallest) among all the  $\alpha_k^{J'}$  ( $k = 1, \dots, N$ ), the probability of  $F(m)$  being either the smallest or the largest number is large. To show this, let us look at

$$\mathcal{F}(k) = F(k) - F(m) = c_k^{J'} G_{J'} + \left( \sum_{J \neq J'} (\alpha_k^J - \alpha_m^J) G_J \right) = c_k^{J'} G_{J'} + \mathcal{F}'(k), \quad (7)$$

where  $k \neq m$ , and  $c_k^{J'} = (\alpha_k^{J'} - \alpha_m^{J'})$ ,  $\mathcal{F}'(k) = \sum_{J \neq J'} (\alpha_k^J - \alpha_m^J) G_J$ . The right hand side of Eq. (7) has two terms, both of which are Gaussian type random numbers. The coefficient  $c_k^{J'}$  is negative or positive, and thus effectively produces a shift in  $\mathcal{F}(k)$ , as is evident from Eq. (7). Therefore, all of the functions  $\mathcal{F}(k)$  have large probabilities to be both negative and positive, depending on the sign of the shift, i.e.,  $F(m)$  has a large probability to be either the smallest or the largest.

In practice, one may use  $d = |c_k^{J'}|$  to be the shifts, and use the maximum of  $D = \sqrt{\sum_{J \neq J'} (\alpha_k^J - \alpha_m^J)^2}$  as an estimate of the distribution widths of the functions  $\mathcal{F}'(k)$ . The probability of  $F(m)$  being the smallest (largest) is very large when  $d$  is comparatively large ( $d \sim D$ ). If there are two or more coefficients  $\alpha_m^{J'}$  ( $J' = 0, 2, \dots, 2j-1$ ) which are the largest or smallest for different functions  $F(k)$ , the probability of finding  $F(m)$  as either the smallest or the largest is expected to increase.

### 3.2 Fermions in a single- $j$ shell with $j \leq 7/2$

The eigen-energies of states of fermions in a single- $j$  shell with  $j \leq \frac{7}{2}$  can be written in terms of linear combinations of two-body matrix elements. Here we discuss only the case of four fermions in a  $j = \frac{7}{2}$  shell, and the discussion of other cases may be found in [39].

For a  $j = 7/2$  shell with four fermions, all the states are labeled by their total angular momenta  $I$  and their seniority quantum numbers ( $v$ ). The eigenvalues  $E_{I(v)}$  are as follows [46]:

$$\begin{aligned} E_{0(0)} &= \frac{3}{2}G_0 + \frac{5}{6}G_2 + \frac{3}{2}G_4 + \frac{13}{6}G_6, \\ E_{2(2)} &= \frac{1}{2}G_0 + \frac{11}{6}G_2 + \frac{3}{2}G_4 + \frac{13}{6}G_6, \\ E_{2(4)} &= G_2 + \frac{42}{11}G_4 + \frac{13}{11}G_6, \\ E_{4(2)} &= \frac{1}{2}G_0 + \frac{5}{6}G_2 + \frac{5}{2}G_4 + \frac{13}{6}G_6, \\ E_{4(4)} &= \frac{7}{3}G_2 + 1 \cdot G_4 + \frac{8}{3}G_6, \end{aligned}$$

$$\begin{aligned}
E_{5(4)} &= \frac{8}{7}G_2 + \frac{192}{77}G_4 + \frac{26}{11}G_6, \\
E_{6(2)} &= \frac{1}{2}G_0 + \frac{5}{6}G_2 + \frac{3}{2}G_4 + \frac{19}{6}G_6, \\
E_{8(4)} &= \frac{10}{21}G_2 + \frac{129}{77}G_4 + \frac{\mathbf{127}}{\mathbf{33}}G_6.
\end{aligned} \tag{8}$$

In Eq. (8), bold font is used for the largest and italic for the smallest amplitudes in an expansion in terms of  $G_J$ . Eq. (8) may be rewritten as follows:

$$E_{I\eta} = \sum_J \alpha_{I\eta}^J G_J = \sum_J \alpha_k^J G_J, \tag{9}$$

where  $k = I\eta$  with  $\eta$  representing all the necessary additional quantum numbers to label the state.

Using the TBRE Hamiltonians described by Eq. (2) and the eigen-energies given by Eq. (8), it is easy to obtain the probability,  $P(I)$ , for each  $I$  ground state. The  $I$  g.s. probabilities for four fermions in a  $j = 7/2$  shell are shown in the row ‘‘TBRE’’ of Table III, and are obtained by 1000 runs of the TBRE Hamiltonians.

One can also predict the  $I$  g.s. probability without running the TBRE Hamiltonians. For example, the  $P(0)$  is determined by

$$\begin{aligned}
&\int dG_0 \int dG_2 \int dG_4 \int dG_6 \int dE_{0(0)} \int_{E_{0(0)}} dE_{2(2)} \cdots \int_{E_{0(0)}} dE_{8(4)} \\
&\delta \left( E_{0(0)} - \sum_J \alpha_{0(0)}^J G_J \right) \cdots \delta \left( E_{8(4)} - \sum_J \alpha_{8(4)}^J G_J \right) \rho(G_0) \rho(G_2) \rho(G_4) \rho(G_6).
\end{aligned} \tag{10}$$

The row ‘‘pred1’’ of Table III corresponds to the probabilities predicted by an integral for each  $I^+$  state similar to Eq. (10) for the  $0^+$  state. The probabilities calculated by using the TBRE and those predicted by using integrals like Eq. (10) are consistent within statistical fluctuations.

Using Eq. (8), the distribution width,  $g_I$ , of each state, is equal to  $\sqrt{\sum_J (\alpha_I^J)^2}$ . These widths of four fermions in a  $j = 7/2$  shell are listed in the last row of Table III.

One sees that the argument in terms of the shift discussed above is applicable to predict the behavior of the  $P(I)$ 's in the present example of four fermions in a  $j = \frac{7}{2}$  shell : A state with one or more largest (or smallest)  $\alpha_{I(v)}^J$  has a very large probability to be ground state (or the highest state). One finds that those states with the coefficients using bold or italic font in Eq. (8) are those with  $I(v)=0(0)$ ,  $2(4)$ ,  $4(4)$ ,  $8(4)$ . The  $P(I)$ 's of states without the largest and/or the smallest  $\alpha_I^J$  for a given  $J$  are very small.

### 3.3 An empirical approach

Because the  $P(I)$ 's in Eq. (10) cannot yet be determined by a simple analytic procedure, one has to evaluate this integral numerically. It is, however, desirable to find a simple alternative method to evaluate the  $I$  g.s. probabilities. In Refs. [38, 39], such a substitute was given. The idea is based on the observation discussed above: The state with a sizable  $I$  g.s. probability involves the largest and/or smallest  $\alpha_{I(v)}^J$  with  $J$  fixed. Thus the  $I$  g.s. probability might be proportional to the number of the largest and/or smallest  $\alpha_{I(v)}^J$ . Let  $\mathcal{N}_I$  be the sum of the numbers of the smallest and largest  $\alpha_{I(v)}^J$  with a fixed  $J$  for a certain  $I$ . Then the  $I$  g.s. probability is approximately given by  $\mathcal{N}_I/(N_m)$ , where  $N_m = 2N - 1$  with  $N$  the number of two-body matrix elements. Note that  $N_m = 2N - 1$  is used instead of  $2N$ , because all  $\alpha_{I(v)}^{J=0}(I \neq 0)$ 's are 0 (there is no smallest  $\alpha_{I(v)}^{J=0}$ ), and that  $\sum_I \mathcal{N}_I = N_m$ .

Now we exemplify this empirical approach by using four fermions in a  $j = 7/2$  shell. Here  $N = j + \frac{1}{2} = 4$ , and  $N_m = 2 \times 4 - 1 = 7$ . From Eq. (8), it is easy to find the largest (or the smallest)  $\alpha_{I(v)}^J$  for different  $I(v)$  states but fixed  $G_J$ :

$$\begin{aligned}
\text{for } G_0 \quad & \alpha_{0(0)}^0 = \frac{3}{2} \text{ is the largest ;} \\
\text{for } G_2 \quad & \alpha_{4(4)}^2 \text{ (or } \alpha_{8(4)}^2) = \frac{7}{3} \left( \frac{10}{21} \right) \text{ is the largest (smallest) ;} \\
\text{for } G_4 \quad & \alpha_{2(4)}^4 \text{ (or } \alpha_{4(4)}^4) = \frac{42}{11} \text{ ( } 1 \text{ ) is the largest (smallest) ;} \\
\text{for } G_6 \quad & \alpha_{8(4)}^6 \text{ (or } \alpha_{2(4)}^6) = \frac{127}{33} \left( \frac{13}{11} \right) \text{ is the largest (smallest) .}
\end{aligned}$$

We thus find that

$$\begin{aligned}
\mathcal{N}_0 &= 1 && \text{given by the largest } \alpha_{0(0)}^0; \\
\mathcal{N}_2 &= 2 && \text{given by the largest } \alpha_{2(4)}^4 \text{ and the smallest } \alpha_{2(4)}^6; \\
\mathcal{N}_4 &= 2 && \text{given by the largest } \alpha_{4(4)}^2 \text{ and the smallest } \alpha_{4(4)}^4; \\
\mathcal{N}_8 &= 2 && \text{given by the largest } \alpha_{8(4)}^6 \text{ and the smallest } \alpha_{8(4)}^2.
\end{aligned}$$

According to the above empirical approach, we therefore predict that  $P(0)$  is  $1/7$ , and  $P(I)$  with  $I = 2, 4, 8$  and  $v = 4$  is  $2/7$ . These predicted  $I$  g.s. probabilities are given in the row "pred2" of Table III. A very reasonable agreement is obtained compared to the results obtained by running the TBRE Hamiltonians, to the results obtained by multiple integrals such as Eq. (10), and to the exact solutions by using geometry method which will be discussed later.

The largest (smallest)  $\alpha_{I(v)}^J$ 's with fixed  $J$  correspond to the ground (highest) state when  $G_J = -1$  and others are zero. Below the latter notation, namely, the ground (highest) state by letting  $G_J = -1$ , will be used for the sake of convenience. This empirical approach will be generalized and also applied in Sec. IV to the case in which the eigenvalues do not depend linearly on the  $G_J$ 's.

### 3.4 $d$ -boson systems

Similar to fermions in a single- $j$  shell for small  $j$  ( $j = \frac{5}{2}$  or  $j = \frac{7}{2}$ ), the relation between the two-body matrix elements and the eigenvalues for  $d$ -boson systems is also linear.

The two-body Hamiltonian of a  $d$ -boson system is given by

$$H_d = \sum_l \frac{1}{2} \sqrt{2l+1} c_l \left( (d^\dagger \times d^\dagger)^l \times (\tilde{d} \times \tilde{d})^l \right)^0 \quad (11)$$

From Eq. (2.79) of Ref.[16], one obtains

$$E = E_0 + \alpha' \frac{1}{2} n_d(n_d - 1) + \beta' [n_d(n_d + 3) - v(v + 3)] + \gamma' [I(I + 1) - 6n_d], \quad (12)$$



where  $E_0$  contributes only to binding energies, and  $n_d$  is the number of  $d$  bosons. Eq. (12) can be rewritten as follows:

$$E(v, n_\Delta, I) = E'_0(n_d) - \beta'v(v+3) + \gamma'I(I+1). \quad (13)$$

The  $\alpha'$ ,  $\beta'$  and  $\gamma'$  in Eq. (12) are linear combinations of  $c_0$ ,  $c_2$  and  $c_4$ . From Eq. (2.82) of Ref. [16], one obtains

$$\begin{aligned} \alpha' &= \frac{1}{7}(4c_2 + 3c_4), \\ \beta' &= \frac{1}{70}(7c_0 - 10c_2 + 3c_4), \\ \gamma' &= \frac{1}{14}(-c_2 + c_4). \end{aligned} \quad (14)$$

Substituting these coefficients  $\beta', \gamma'$  into Eq. (13), and taking the two-body matrix elements  $c_0, c_2$  and  $c_4$  to be the TBRE defined in Eq. (2), one easily calculates the  $I$  g.s. probabilities which are shown in Fig. 6. It is easy to notice that

1. The  $P(I_{\max})$ 's are almost constant (around 40%) for all  $n_d$  ( $\leq 4$ );
2. The  $P(0)$ 's and  $P(2)$ 's are periodic, with a period  $\delta(n_d)=6$ .
3. All the  $P(I_{\max})$ ,  $P(0)$  and  $P(2)$  are near to 0, 20%, 40%, or 60%. The other  $P(I)$ 's are always zero.

Now let us explain these observations by using the empirical recipe of [38, 39]. From Eq. (13) and Eq. (14),

$$\begin{aligned} c_0 = -1, c_2 = c_4 = 0 : \quad & E(v, n_\Delta, I) = E'_0(n_d) + \frac{1}{10}v(v+3); \\ c_2 = -1, c_0 = c_4 = 0 : \quad & E(v, n_\Delta, I) = E'_0(n_d) - \frac{1}{7}v(v+3) + \frac{1}{14}I(I+1); \\ c_4 = -1, c_0 = c_2 = 0 : \quad & E(v, n_\Delta, I) = E'_0(n_d) + \frac{3}{70}v(v+3) - \frac{1}{14}I(I+1), \end{aligned} \quad (15)$$

where  $E'_0(n_d)$  is a constant for all states. Based on Eq. (15), one obtains Table IV, which presents the angular momenta giving the largest (smallest) eigenvalues when  $c_l = -1$  ( $l=0, 2, 4$ ) and other parameters are 0 for  $d$  boson systems. In Table IV,  $\kappa$  is a natural number, and  $n_d \geq 3$ . These angular momenta appear periodically, originating from the reduction rule of  $U(5) \rightarrow SO(3)$ . A comparison between the  $P(I)$

values predicted by Table IV and those in Fig. 6 shows that a certain  $P(I)$  is large if one state with angular momentum  $I$  involves the largest and/or the smallest  $\alpha_{In}^l$  (Eq. (9)) for a given  $l$  ( $l = 0, 2, 4$ )<sup>2</sup>.

For  $d$ -boson systems one also finds that the 0 g.s. probabilities are very close to zero periodically when  $n = 6\kappa \pm 1$  ( $\kappa$  is a natural number). These counter examples of 0 g.s. dominance are predicted by Table IV: if  $n = 6\kappa \pm 1$ , the  $I = 0$  states do not produce the largest and/or smallest eigenvalues when one of the parameters  $c_l$  is  $-1$  and the others  $c_{l'}$  ( $l' \neq l$ ) are zero. This feature is consistent with the discussion of Sec. 2.2, where it was concluded that the  $P(0)$  for an odd number of bosons with spin  $l$  is usually not dominant.

### 3.5 Geometry of the eigenvalues

Chau, Frank, Smirnova, and Isacker [45] showed that the above empirical approach of those solvable systems may be projected to a polyhedron on the axes defined by two-body matrix elements, namely, they relate the above  $\alpha$  with the largest possible convex in  $m$  dimensions, where  $m = N - 1$ .

Chau et al. [45] discussed  $d$  bosons and four fermions in a  $j = 7/2$  shell. Here let us consider five  $d$  bosons as an example, where  $m = 3 - 1 = 2$ . The procedure of Chau et al. is as follows:

- 1) One writes down the eigenvalues of Eq. (12) as

$$e_{n\delta,v,I} = c_4 + \sum_L C_{n\delta,v,I}(c_L - c_4), \quad (16)$$

where  $e_{n\delta,v,I} = E_{n\delta,v,I} \frac{2}{n(n-1)} = \frac{1}{10} E_{n\delta,v,I}$ , is called the “scaled energy” [45].

- 2) The scaled energy of an arbitrary eigenstate is represented as a point in a plane spanned by  $(c_2 - c_0)$  and  $(c_4 - c_0)$ . All points (corresponding eigen-energies) were found to be confined to a compact region with the size of one unit in each

---

<sup>2</sup>Note that when one searches for the smallest eigenvalue with  $c_0 = -1$  and  $c_2 = c_4 = 0$  in case A of Eq. (15), one finds that many  $I$  states are degenerate at the lowest value. Therefore, again,  $N_m = 2N - 1 = 5$  is used in predicting the  $P(I)$ 's by the formula  $P(I) = \mathcal{N}_I/N_m$ .

direction. In the case of  $d$  bosons,  $P(I)$  is related to each angle at the corresponding vertex  $i$  by

$$p(I)_i = \frac{1}{2} - \frac{\theta_i}{2\pi}, \quad (17)$$

where  $p(I)_i$  is the probability of  $I$  to be the ground state contributed from the vertex  $i$ . The eigenstates for which corresponding points are not vertices can not be the ground states for the TBRE Hamiltonians.

3) One finally sums  $p(I)_i$  over all the  $i$  vertices to get the total  $P(I)$ . The situation of five  $d$  bosons is shown in Fig. 7.

This method is appropriate to discuss the  $P(I)$ 's of systems in which the number of two-body matrix elements is not large (3 or 4) (where the angle is relatively easy to evaluate), and meanwhile the Hamiltonian is diagonal. For more complicated cases this approach should be generalized. Similar to Eq. (10), the approach of [45] presents exact  $P(I)$ 's without using random interactions.

### 3.6 $sp$ and $sd$ bosons

The  $sp$  interacting boson model is also called the “vibron” model [47], which is used to describe both rotations and vibrations of the diatomic molecules. Like the  $sd$  IBM, the total number of bosons is also conserved in the  $sp$  IBM.

The  $P(I)$ 's of  $sp$  interacting bosons for the TBRE Hamiltonians were studied firstly by Kusnezov [37]. He addressed the  $P(I)$ 's by using random polynomials. The procedure is as follows: First, choose  $sp$  a system with a large boson number for which the dimension of the Hilbert space is large. The Hamiltonian is then reduced to a tri-diagonal form with the trial Lanczos state, which is a state with the number of  $p$  bosons equal to  $I$ . Next construct the off-diagonal and diagonal matrix elements in terms of  $n_p/n$  and  $I/I_{\max}$ .

In the limit of large boson number  $n$ , the lowest eigenvalues for each  $I$  can be found in terms of these off-diagonal and diagonal matrix elements, and they may furthermore be written in the form of a parabolic function of  $n_p/n$ , with the coefficients determined by matrix elements of the interactions and  $I/I_{\max}$ . Then one

is able to analyze the properties of each term to evaluate the  $I$  g.s. probabilities.

The advantage of this approach is that it avoids the diagonalization of matrices. In general, the lowest eigenvalues are not quadratic polynomials, but have a more complicated form and should be studied more carefully, as pointed in [34].

Besides the random polynomial approach, Bijker and Frank suggested a mean-field analysis to address the  $I$  g.s. probabilities in both the vibron model [35] and the  $sd$  IBM [33]. They used the connection between potential energy surfaces of the Hamiltonian and geometric shapes. Let us discuss below only the case of  $sp$  bosons with a schematic Hamiltonian, because the philosophy for a general vibron Hamiltonian and the  $sd$  IBM Hamiltonian is similar.

The schematic vibron Hamiltonian which was used in [35] is as follows:

$$H = -\cos\chi p^\dagger \cdot p + \frac{\sin\chi}{4(n-1)} (s^\dagger s^\dagger - p^\dagger \cdot p^\dagger) (ss - \tilde{p} \cdot \tilde{p}). \quad (18)$$

The range of  $\chi$  is from  $-\frac{\pi}{2}$  to  $\frac{3\pi}{2}$ .

The coherent state of the vibron model is given by

$$|n, \alpha\rangle = \frac{1}{\sqrt{n!}} \left( \cos\alpha s^\dagger + \sin\alpha p_0^\dagger \right)^n |0\rangle, \quad (19)$$

where  $\alpha \in [0, \frac{\pi}{2}]$ . The potential surface is given by the expectation value of the vibron Hamiltonian in the coherent state, i.e.,

$$E(\alpha) = \frac{1}{4} \sin\chi \sin^4\alpha + \cos\chi \sin^2\alpha. \quad (20)$$

The equilibrium shape is obtained by calculating one- and two-order derivatives of  $E(\alpha)$  with respect to  $\alpha$ , and the results can be classified into the following three classes:

$$\begin{aligned} \text{(i)} \quad & \alpha_0 = 0, -\frac{\pi}{2} < \chi \leq \frac{\pi}{2}; \\ \text{(ii)} \quad & \cos 2\alpha_0 = \cot\chi, \frac{\pi}{4} \leq \chi \leq \frac{3\pi}{4}; \\ \text{(iii)} \quad & \alpha_0 = \frac{\pi}{2}, \frac{3\pi}{4} \leq \chi \leq \frac{3\pi}{2}. \end{aligned} \quad (21)$$

The case (i), which corresponds to spherical symmetry and produces only 0 ground states, occupies a portion of  $(3\pi/4)/(2\pi)$  and contributes  $3/8=37.5\%$  to  $P(0)$ ; the case (ii), which gives 0 ground states when  $\frac{\pi}{4} \leq \chi \leq \frac{\pi}{2}$  and  $I_{\max} = n$  ground states when  $\frac{\pi}{2} \leq \chi \leq \frac{3\pi}{4}$ , contributes  $(1\pi/4)/(2\pi) = 12.5\%$  to both  $P(0)$  and  $P(n)$ ; the last case (iii), which produces 0 g.s. (if  $n$  is an even number) or 1 g.s. (if  $n$  is an odd number) when  $\pi \leq \chi \leq \frac{3\pi}{2}$ , and produces  $I_{\max} = n$  g.s. when  $\frac{3\pi}{4} \leq \chi \leq \pi$ , therefore the case (iii) contributes  $\frac{\pi}{2}/(2\pi)=25\%$  to  $P(0)$  for even  $n$  or  $25\%$  to  $P(1)$  for odd  $n$ , and contributes  $\frac{\pi}{4}/(2\pi)=12.5\%$  to  $P(n)$ . To sum over these three cases, one obtains  $P(0) = 75\%$  and  $P(n) = 25\%$  for even  $n$  and that  $P(0) = 50\%$ ,  $P(1) = 25\%$ , and  $P(n) = 25\%$  for odd  $n$ .

The  $P(I)$ 's obtained by using the TBRE Hamiltonians for vibrons, shown in Fig. 8, are very close to this simple prediction. A detailed mean-field analysis for  $sp$  and  $sd$  bosons can be found in Refs. [34, 35, 36].

### 3.7 An argument of 0 g.s. dominance for four fermions in a single- $j$ shell and four bosons with spin $l$

A simple argument of 0 g.s. dominance for four fermions in a single- $j$  shell and four bosons with spin  $l$  was recently given in [32]. The essential point is that the eigenvalues of  $I = 0$  states in those systems were found to converge to an eigenvalue of *one* state which we shall discuss later in this section, while those of  $I \neq 0$  are scattered with smaller values in magnitude when only one of the two-body matrix elements is taken to be  $-1$  and others are zero. This feature can be proved by constructing the  $I = 0$  states by using a pair basis [48]. We shall discuss below for the case of four fermions in a single- $j$  shell. According to the empirical rule which will be discussed in Sec. IV, the  $I = 0$  states have a large probability to be the ground states for the TBRE Hamiltonians.

We define

$$|r_1 r_2 : I\rangle_N = \frac{1}{\sqrt{N_{r_1 r_2 I}}} \left( A^{(r_1)\dagger} \times A^{(r_2)\dagger} \right)^{(J_2)}, \quad (22)$$

where the subscript  $N$  in " $\rangle_N$ " of the left hand side means that the basis is normal-

ized,  $A^{(r_i)^\dagger}$  is defined in Eq. (1), and  $N_{r_1 r_2 I}$  is the overlap  $\langle r_1 r_2 : I | r_1 r_2 : I \rangle$  which is given by

$$N_{r_1 r_2 I} = 1 + \delta_{r_1 r_2} - 4(2r_1 + 1)(2r_2 + 1) \begin{Bmatrix} j & j & r_1 \\ j & j & r_2 \\ r_1 & r_2 & I \end{Bmatrix}. \quad (23)$$

The matrix elements of  $H_J$  are as follows [49]

$${}_N \langle r'_1 r'_2 : I | H_J | r_1 r_2 : I \rangle_N = \frac{-1}{\sqrt{N_{r_1 r_2 I} N_{r'_1 r'_2 I}}} \sum_{R=\text{even}} U_{r_1 r_2 J R} U_{r'_1 r'_2 J R} \quad (24)$$

with

$$U_{r_1 r_2 J R} = \delta_{J r_1} \delta_{R r_2} + (-)^I \delta_{J r_2} \delta_{R r_1} - 4 \hat{L}_1 \hat{L}_2 \hat{J} \hat{R} \begin{Bmatrix} j & j & r_1 \\ j & j & r_2 \\ J & R & I \end{Bmatrix}, \quad (25)$$

where  $\hat{r}_1$  is a short hand notation of  $\sqrt{2r_1 + 1}$ .

Let  $|\Phi_J\rangle \equiv |JJ : 0\rangle_N$ ,  $|\Phi_K\rangle \equiv |KK_0\rangle_N - {}_N \langle KK : 0 | JJ : 0\rangle_N |JJ : 0\rangle_N$  ( $K \neq J$ ). The new basis constructed by  $|\Phi_K\rangle$ 's are orthogonalized with respect to *only*  $|\Phi_J\rangle$ , and not normalized except  $|\Phi_J\rangle$ . Similar to Eqs. (25) and (23), one has

$${}_N \langle KK : 0 | H_J | K' K' : 0 \rangle_N = {}_N \langle KK : 0 | JJ : 0 \rangle_N {}_N \langle K' K' : 0 | JJ : 0 \rangle_N N_{JJ0}, \quad (26)$$

where  $K' = 0, 2, \dots, 2j - 1$ . Using this formula, one easily confirms that all matrix elements  ${}_N \langle \Phi_K | H_J | \Phi_{K'} \rangle_N$  are zero. Namely,  ${}_N \langle JJ : 0 | H_J | JJ : 0 \rangle_N$  (non-zero) is the eigenvalue of  $I = 0$  states of four fermions interacting by  $H_J$ , and other eigenvalues of  $I = 0$  states are zero. The above procedure is also applicable for four bosons with spin  $l$ .

The eigenvalues therefore converge to an eigenvalue of *one* state (denoted as  $E_0^J$  or  $E_0^L$ ) if  $G_J = -\delta_{JJ'}$  or  $G_{L'} = -\delta_{LL'}$ , indicating that there is a much larger probability for  $I = 0$  states to be the lowest states than for other  $I \neq 0$  states, which involve many non-zero eigenvalues. According to the empirical rule of Sec. IV, the angular momentum 0 ground state probability is larger than that of all other  $I$  states.

One sees that the increase of  $P(0)$  “coincides” with that of  $D_0^{(j)}$  or  $D_0^{(l)}$ , the number of  $I = 0$  states of four fermions in a single- $j$  shell or four bosons with spin

$l$ , respectively.  $D_0^{(j)}$  and  $D_0^{(l)}$  takes their values 1, 1, 1, 2, 2, 2, 3, 3, 3, 4, 4, 4,  $\dots$  for  $2j=3, 5, 7, 9, 11, \dots$  or  $l=0, 1, 2, 3, 4, \dots$ , etc.

Although we still can not prove this correlation, below we give an argument based on our approach [38]. Taking a system of four bosons as an example, from the sum rule of diagonal matrix elements [50] one obtains that  $\sum_L E_0^{L(l)} = -\frac{1}{2}n(n-1)D_0^{(l)} = -6D_0^{(l)}$ , where  $n$  is the number of bosons in the system ( $n=4$  here). This relation means that the magnitude of the sum of  $E_0^{L(l)}$  increases with  $D_0^{(l)}$ , suggesting that  $\mathcal{N}_0$  increases with  $D_0^{(l)}$  simultaneously. Because  $P(0) = \mathcal{N}_0/N$ , a regular increase of  $D_0^{(l)}$  of four bosons with spin  $l$  [31, 43] produces a regular staggering of the  $P(0)$ 's. It is noted that a similar ‘‘coincidence’’ of the staggering of the  $P(0)$ 's with increasing number of  $I=0$  states was observed in [27, 29] for four fermions in a single- $j$  shell, but without an explanation or argument.

### 3.8 Arguments using width, time-reversal invariance

Another suggestion of the origin of the 0 g.s. dominance is time reversal invariance. It is well-known that the time reversal invariance plays a key role in the formation of  $0^+$  pairs which are extremely important in the ground states of even-even nuclei. One therefore easily expects that this invariance may imply a built-in favoring of  $I=0$  ground states. To see whether this is true or not, Bijker, Frank and Pittel [51] analyzed a system of identical nucleons in the  $sd$  shell. They took the Gaussian unitary ensemble, for which the time-reversal invariance does not hold, rather than the TBRE for two-body interactions. The outcome of their calculations by using the Gaussian unitary ensemble for the two-body interactions was that the 0 g.s. dominance is even more pronounced, which suggests that the time-reversal invariance is not the origin of the 0 g.s. dominance<sup>3</sup>. Instead, these authors showed that for the cases which they checked, the  $I=0$  states have a larger width than other  $I \neq 0$  states.

---

<sup>3</sup>However, in [44] Velázquez and Zuker insisted that the time reversal invariance suggests the 0 g. s. dominance, though it does not imply it.

As we discussed in previous subsections, the width argument is not applicable to cases of fermions in a single- $j$  shell. In fact, the largest width of fermions in a single- $j$  shell corresponds to the  $I = I_{\max}$  state which has a probability  $\sim 1/N$  (smaller than  $P(0)$ , to be discussed later) to be the ground state. In [24], Bijker and Frank calculated the width of each  $I$  states for  $sd$  bosons, and found that those  $I$ 's which have the largest widths do not necessarily have the largest probabilities to be the ground states.

Another effort [50, 52] towards understanding the  $P(I)$ 's is to combine the property of width and the  $I$  g.s. probabilities of average energies, the  $\mathcal{P}(I)$ 's, which will be discussed in Sec. V. The idea of [50, 52] is as follows: As will be shown in Sec. V,  $\mathcal{P}(I_{\min})$  and  $\mathcal{P}(I_{\max})$  are always large, which can be traced back to the quasi-randomness of two-body coefficients of fractional parentage. On the other hand, one should be aware that there is only one state with  $I = I_{\max}$ , while the number of  $I = I_{\min}=0$  states for an even number of fermions in a single- $j$  shell is usually larger than one. Some of these  $I = 0$  states are pushed down far from their average energy. The case of fermions in a single- $j$  shell was discussed in [50, 52], where large fluctuations of the average  $\alpha_{I=0}^J$  and large distribution width  $\sigma_I$  (defined by  $\sigma_I^2 = \langle (H - \bar{E}_I)^2 \rangle / D_I$ ,  $D_I$  is the number of angular momentum  $I$  states <sup>4</sup>) for  $I = 0$  was found and explained in a statistical way [50]. One thus expects that the probability of a  $0^+$  state to be the ground state is larger than that of the  $I = I_{\max}$  state. This is a very interesting argument for the 0 g.s. dominance.

For the case of systems with large dimensions (larger than 100) and enough particles (otherwise the level density is too close to semicircular), Zuker and his collaborators presented a formula [53] to obtain the lower bound energy of angular momentum  $I$  states:  $\bar{E}_I - \sqrt{\ln D_I / \ln 2} \sigma_I$ . In [44] Velázquez and Zuker made an effort to relate this lower bound of energy for  $I$  states to the problem of the 0 g.s. dominance in the presence of random interactions for fermions with an even number of particles. One of the conclusions of [44] is that the width  $\sigma_I$ , rather than the

---

<sup>4</sup>One should be aware that this definition of width is different from  $g_I$  in Table III or that in ref. [51], where the energy centroid is not taken into account.



energy centroid  $\bar{E}_I$ , plays a crucial role in the lower bound energy. However, the origin of the 0 g.s. dominance is not yet clear along this line.

### 3.9 Summary of this section

In the cases where the eigenvalues are linear combinations of two-body matrix elements, one is able to find either empirical or exact approaches to predict the  $I$  g.s. probabilities without using random interactions. The examples studied include  $d$  boson systems, three and four fermions in a  $j=5/2$  or  $7/2$  shell [27, 38, 39, 45]. For example, given the eigenvalues of  $d$  boson systems from the reduction rule of  $U(5) \rightarrow O(3)$ , then based on the empirical rule of  $I$  g.s. probabilities of ref. [38, 39] or the geometry approach of ref. [45], one is able to discuss the  $P(I)$ 's.

One is also able to interpret the features of  $I$  g.s. probabilities of a few cases in which the relationship between eigenvalues and two-body matrix elements is not linear. Such cases include  $sp$ - or  $sd$ -boson systems, four fermions in a single- $j$  shell or four bosons with spin  $l$ . The  $P(I)$ 's for  $sp$  and  $sd$  bosons in the presence of the TBRE Hamiltonians were explained by Bijker and Frank [34, 35] using a mean-field method. For four bosons with spin  $l$  and four fermions in a single- $j$  shell, an argument for the 0 g.s. dominance and its regular staggering was given in [32, 48].

On the other hand, one is unable to predict the  $P(I)$ 's of these integrable systems without a priori knowing the relations between the eigenvalues and two-body matrix elements. In this sense, the behavior of  $P(I)$ 's for such examples discussed in this section has not been understood on a sophisticated or fundamental level. The mean field approach for the  $sp$  and  $sd$  bosons [34, 35] has not been successfully generalized to other cases. The argument of [32, 48] was found to be restricted to the case of  $n = 4$  and to the large  $j$  ( $l$ ) case of  $n = 6$ .

There are a few interesting efforts to relate [44] the 0 g.s. dominance to the time reversal invariance of the Hamiltonian and to the features of the width of  $n$ -particle eigenvalues for each  $I$  states. None of these alluring arguments provides us a clear picture. In contrast, it was found in ref. [51] that a Hamiltonian which breaks the

time reversal symmetry enhances the  $P(0)$ .

Because the problem of the 0 g.s. dominance is very difficult, one may leave this embarrassing situation to the future and proceed by describing the  $P(I)$ 's for more complicated systems in which the eigenvalues are not linear combinations of two-body matrix elements. The empirical prescription of Sec. III.3 was found to be applicable to these cases, after a proper generalization. This will be discussed in the next section.

## 4 The $I$ g.s. probabilities of complicated systems

When the eigenvalues are not linear in terms of the two-body matrix elements, the situation becomes very complicated. There are no convincing and simple arguments up to now. However, the empirical prescription of [38, 39] was found to be applicable to these cases. In this section we shall review the results along this line.

Let us first consider fermions in a single- $j$  shell, next go to fermions in a many- $j$  shell and boson systems. An argument why this empirical approach works well will be discussed schematically. We shall also discuss the  $I_{\max}$  g.s. probabilities which were found to be considerably large for fermions in a single- $j$  shell.

### 4.1 The behavior of fermions in a single- $j$ shell

Let us come to the case of four fermions in a single- $j$  shell again. This case was first studied by Mulhall, Volya and Zelevinsky [28, 29, 54]. However, the ground state probabilities that these authors discussed are not  $P(I)$ 's but actually those of centroids of states with given  $I$  (denoted as  $\mathcal{P}(I)$  in Sec. V). For instance, they predicted 50% of  $P(I_{\min})$  and another 50% of  $P(I_{\max})$ , which is far from the observation but is the behavior of energy centroids with angular momenta  $I$ , which we shall discuss later in Sec. V.

In Ref. [38, 39] the empirical approach was generalized as follows: First, one sets one of the two-body matrix elements to  $-1$  and all others to zero. Then one finds which angular momentum  $I$  gives the lowest eigenvalue among all the eigenvalues of the shell model diagonalization. Suppose that the number of independent two-body matrix elements is  $N$ , then the above procedure is iterated  $N$  times. Each time only one of the  $G_J$ 's is set to  $-1$ , while all the others are switched off. Next, among the  $N$  runs one counts how many times (denoted as  $\mathcal{N}_I$ ) a certain angular momentum  $I$  gives the lowest eigenvalue among all the possible eigenvalues. Finally, the probability of  $I$  g.s. is given by  $\mathcal{N}_I/N_m \times 100\%$ , where  $N_m$  is  $2N - 1$ , defined in Sec. III for four fermions in a  $j = 7/2$  shell. However, we use below  $N_m = N$  for complicated systems. The reason of this modification is that the largest eigenvalues

are usually (exactly or nearly) zero for many  $I$  matrices, especially for a many- $j$  shell or a single- $j$  shell for large  $j$ . To have the empirical rule as simple as possible, we shall use only the lowest eigenvalues with one of the  $G_J$ 's being  $-1$  and the others being switched off, for the case of fermion systems in a single- $j$  shell for large  $j$ , a many- $j$  shell,  $sd$ - and  $sdg$ -boson systems.

For fermions in a single- $j$  shell, tables of the angular momenta  $I$  which give the lowest eigenvalues for  $n = 3-7$  were presented in Refs. [38, 39]. The cases of  $n = 4$  is given in Table V as an example. Here we also mention two systematic features. The first concerns the quadruple matrix element ( $G_2$ ) term. It has been well known that the monopole pairing interaction always gives an  $I = 0$  ground state for an even number of fermions in a single- $j$  shell, and an  $I = j$  ground state for an odd number of fermions in a single- $j$  shell when  $G_0$  is set to be  $-1$  and others 0. However, little was known about the role of the  $G_2$  matrix element in a single- $j$  shell. It was found that [39] that the  $J = 2$  pairing interaction always gives an  $I = n$  ground state for an even number of fermions, and an  $I = j - (n - 1)/2$  ground state for an odd number of fermions, when  $G_2$  is set to be  $-1$  and others 0. Another regularity is that interactions  $G_J = -1$  (all others are zero) with  $J = 2j - 3, 2j - 5 \cdots (j > 9/2)$  produce  $I = I_{\max} - 8, I_{\max} - 16 \cdots$  g.s. for  $n = 4$ ,  $G_J = -1$  with  $J = 2j - 3 (j > 13/2)$  produces an  $I = I_{\max} - 12$  g.s. for  $n = 5$ , and  $G_J = -1$  with  $J = 2j - 3 (j > 15/2)$  produces an  $I = I_{\max} - 20$  g.s. for  $n = 6$ . No understanding of these features are available.

Because  $G_0 = -1$  gives the 0 g.s. for fermions with an even number  $n$  of particles and  $j$  g.s. for those with the neighboring odd  $n$ , there are correlations between  $P(j)$  and  $P(0)$ , originating from an attractive monopole pairing interaction. Namely, at a large probability, random interactions with attractive  $G_0$  give 0 g.s. for the case of even  $n$  and  $j$  g.s. for the case of odd  $n$ . If one switches off  $G_0$  term, there will be in general much fewer cases for which the same sets of random interactions give 0 g.s. for the case of even  $n$  and  $j$  g.s. for the case of the neighboring odd  $n$ .

Now we exemplify the applications of Table V for four fermions in a single- $j$  shell

by the case of  $j = 9/2$ , where  $N = j + 1/2 = 5$ . Here one finds according to the second row of Table V that  $\mathcal{N}_0 = 3$ , and  $\mathcal{N}_4 = \mathcal{N}_{I_{\max}} = 1$ . The predicted values of  $P(I)$ 's are  $P(0) = 60\%$  and  $P(4) = P(I_{\max}) = 20\%$  while all other predicted  $P(0)$ 's are zero. For 1000 runs of the TBRE Hamiltonians [52], the  $P(0) = 66.4\%$ ,  $P(4) = 11.8\%$  and  $P(I_{\max}) = 17.9\%$  while all other  $P(I)$ 's are close to zero. The agreement between the predicted  $P(I)$ 's by the empirical method of Refs. [38, 39] and those obtained by diagonalizing the TBRE Hamiltonians is thus very good.

This empirical method can be also applied to predict the  $P(I)$ 's of odd numbers of fermion systems. For example, for five fermions in a  $j = 9/2$  shell, one finds from the first row of Table IV in Ref. [39] that  $\mathcal{N}_j = 2$ ,  $\mathcal{N}_{3/2} = \mathcal{N}_{5/2} = \mathcal{N}_{I_{\max}} = 1$ . The predicted values of  $P(I)$ 's are thus  $P(3/2) = P(5/2) = P(I_{\max}) = 20\%$  and  $P(j) = 40\%$  while all other  $P(I)$ 's are predicted to be zero. The  $P(I)$ 's obtained by 1000 runs of diagonalizing the TBRE Hamiltonians are:  $P(3/2) = 20.5\%$ ,  $P(5/2) = 15.5\%$ ,  $P(I_{\max}) = 18.4\%$ , and  $P(j) = 33.9\%$  while all other  $P(I)$ 's are close to zero. Good agreement is also obtained between the predicted values of  $P(I)$ 's and those obtained by using the TBRE Hamiltonians.

Figure 9(a) gives a comparison between the predicted  $P(0)$ 's (open squares), which are obtained by using Table V of this paper and Table V of Ref. [39], and those obtained by diagonalizing the TBRE Hamiltonians (solid squares) for  $n = 4$  and 6. It can be seen that a good agreement is obtained for fermions in a single- $j$  shell for both small and large  $j$ . The predicted 0 g.s. probabilities exhibit a similar staggering as those obtained by diagonalizing the TBRE Hamiltonians.

It is interesting to note that the  $P(0)$ 's of four and six fermions can also be fitted by empirical formulas:

$$\begin{aligned} \text{for } n = 4 : P(0) &= \frac{[(2j+1)/6] + k}{j + \frac{1}{2}} \times 100\%, \quad k = \begin{cases} 1 & \text{if } 2j = 3m \\ 0 & \text{if } 2j + 1 = 3m \\ -1 & \text{if } 2j - 1 = 3m \end{cases} ; \\ \text{for } n = 6 : P(0) &= \frac{2[(2j+3)/6] - 1}{j - \frac{1}{2}} \times 100\%, \end{aligned} \quad (27)$$

where the “[ ]” means to take the largest integer not exceeding the value inside.

These empirical formulas are interesting because they present scenarios for very large- $j$  cases where it would be not possible to diagonalize the TBRE Hamiltonians. A comparison between the values predicted by these formulae and those obtained by diagonalizing the TBRE Hamiltonians is also given in Fig. 9.

## 4.2 Behavior of fermions in a many- $j$ shell and $sd$ boson systems

The cases of fermions in a many- $j$  shell and bosons with different spins are the most complicated ones. Below we discuss only a two- $j$  ( $j = \frac{7}{2}, \frac{5}{2}$ ) shell with  $n=4$  to 7, and  $sd$  boson systems with  $n=6$  to 16.

The Hamiltonian for fermions in a many- $j$  shell is defined in Sec. 2, and the Hamiltonian of a  $sd$ -boson system is as follows:

$$H_{sd} = H_d + e_{ssss} \frac{1}{2} (s^\dagger s^\dagger)(ss) + e_{sddd} \left( \sqrt{\frac{1}{2}} \left( (s^\dagger d^\dagger) \times (\tilde{d}\tilde{d})^{(2)} \right)^{(0)} + h.c. \right) \\ + e_{ssdd} \left( \sqrt{\frac{1}{2}} \left( (s^\dagger s^\dagger) \times (\tilde{d}\tilde{d})^{(0)} \right) + h.c. \right) + e_{sd sd} \left( (s^\dagger d^\dagger) \times (s\tilde{d}) \right)^{(0)},$$

where  $H_d$  is defined in Eq. (11).

A comparison of the predicted  $P(I)$ 's using the empirical rule with those obtained by diagonalizing the TBRE Hamiltonians of fermions in a two- $j$  ( $j = \frac{7}{2}, \frac{5}{2}$ ) shell with  $n=4$  to 7 is shown in Fig. 10. One sees a reasonable agreement <sup>5</sup>.

Table VI presents the angular momenta which give the lowest energies when one of the above  $sd$ -boson parameters is set to be  $-1$  and others 0. We predict,

---

<sup>5</sup>For fermions in a many- $j$  shell, the number of two-body matrix elements is usually large. In such cases, especially in odd-fermion systems, there are “quasi-degeneracy” problems in counting  $\mathcal{N}_I$ : sometimes the lowest eigen-value is quite close to the second lowest one when one uses  $\langle ab : J|V|cd : J \rangle = -1$  and others 0. For such two-body matrix elements, one should actually introduce an additional “rule” in order to have a more reliable prediction. Namely, it is not appropriate to count  $\mathcal{N}_I$  in the most naive way. In order to avoid confusions, however, we do not modify the way to count  $\mathcal{N}_I$  in such cases throughout this article. It is noted that  $I = \frac{7}{2}$  in Fig. 10(b) and  $I = \frac{3}{2}$  in Fig. 5(d) are cases of “quasi-degeneracy”. Improvement of agreement between the predicted  $P(I)$ 's and those obtained by diagonalizing the TBRE Hamiltonians can be achieved by appropriately considering the above “quasi-degeneracy”.

according to Table VI and the procedure of the empirical method, that only  $I = 0$ , 2, and  $2n$  g.s. probabilities are sizable, while the other  $I$  g.s. probabilities are close to zero. Fig. 11 shows a comparison of the predicted  $P(I)$ 's and those obtained by diagonalizing the TBRE Hamiltonians of  $sd$ -boson systems, with boson numbers ranging from 6 to 16. One can see a reasonable agreement for this case, too.

### 4.3 A schematic interpretation of the empirical approach

The rationale of the above empirical approach can be seen from the following analysis. Although the relation between the eigenvalues and the two-body interactions is complicated, the eigenvalues are always linear in terms of two-body interactions in a “local” space (explained below) of the TBRE. Therefore, instead of studying the effects of all two-body matrix elements simultaneously, we can decompose the problem into  $N$  parts. In each part, we focus on only one interaction matrix element. Let us take a certain  $G_J = -1$  and  $G_{J'} = 0$  ( $J' \neq J$ ), and diagonalize the Hamiltonian of, e.g., fermions in a single- $j$  shell. Suppose that the eigenvalues are  $E_{I\beta}^J$ , and the corresponding wavefunctions are

$$\Phi(j^n, I\beta J) = \sum_{KJ'\gamma} \langle j^{n-2}(K\gamma)j^2(J') | j^n I\beta J \rangle \left[ \Phi(j^{n-2}(K\gamma)) \Phi(j^2(J')) \right]^I. \quad (28)$$

Now we introduce a small perturbation by adding  $\{\epsilon G_{J'}'\}$ .  $G_J = -1$  and  $\{\epsilon G_{J'}'\}$  define the “local” space of our TBRE. Let us call it the  $J$  subspace. The new eigen-energies are approximated in the first order by

$$(E_{I\beta}^J)' = E_{I\beta}^J + \epsilon \frac{n(n-1)}{2} \sum_{KJ'\gamma} \left[ \langle j^{n-2}(K\gamma)j^2(J') | j^n I\beta J \rangle \right]^2 G_{J'}. \quad (29)$$

This means that the  $E_{I\beta}^J$ 's are linear in terms of  $\{G_{J'}'\}$  in the local space, and that the angular momentum  $I$ , which gives the lowest eigenvalue for the case with  $G_J = -1$  and others zero, continues to give the lowest eigenvalue in this local space. ( $\epsilon$  can be 0.2-0.3 in most cases, according to our numerical experiments.) The full space of the TBRE Hamiltonians can be covered mostly by the  $N$  subspaces defined above.

The relationship between the eigenvalues and the two-body matrix elements is usually not linear. However, in [39] the problem is dismantled into  $N$  parts and the entanglements between the two-body matrix elements are neglected. In each part, only one two-body matrix element is focused on. Namely, it is implicitly assumed that a very large part of the full space of the TBRE Hamiltonians can be covered by the  $N$  local subspaces, which are defined by introducing a small perturbation  $\{\epsilon G_{J'}\}$  ( $\epsilon$  is small) to a fixed  $G_J = -1$  ( $J \neq J'$ ). For fermions in a single- $j$  shell, for instance,  $G_J = -1$  and  $\{\epsilon G_{J'}\}$  define the  $(J/2 + 1)$ -th local subspace of two-body matrix elements. The local subspace with  $J = 0$  is the first subspace, and that with  $J = 2$  the second, and so on.

This philosophy may also be seen from the following numerical experiments: Let us take 4 fermions in a single- $j$  shell with  $j = \frac{17}{2}$ . In Fig. 12(a)  $G_{J_{\max}}(J_{\max} = 16) = -1$  and all the other two-body matrix elements  $G_{J'}$  ( $J' \neq J_{\max}$ ) are set to be the TBRE, but with a factor  $\epsilon$  multiplied. One sees that almost all cases of the g.s. belong to  $I = I_{\max} = 4j - 6 = 28$  when  $\epsilon$  is small (say, 0.4). If one uses  $G_{J_{\max}}(J_{\max} = 16) = 1$ , then  $P(I_{\max}) \sim 0$ , which means that the cases of the TBRE with  $G_{J_{\max}} < 0$  produce almost all the  $I_{\max}$  g.s. in a single- $j$  shell. Fig. 12(b) shows the results for the same system with  $G_0$  being  $-1$  and other  $G_J$ 's being the TBRE multiplied by  $\epsilon$ . It is seen that the 0 g.s. is overwhelming for small  $\epsilon$ . When  $\epsilon = 0$  and  $G_0 = +1$ , the 0 g.s. probability is also sizable because of the contributions from  $J = 6$  and  $J = 12$  (refer to Table V).

The above numerical experiments are not trivial. By this method one can find which interactions, not only monopole pairing, are important to favor the 0 g.s. dominance. Taking 4 fermions in a single- $j$  ( $j = 31/2$ ) shell as an example, the 0 g.s. probability is  $\sim 0.2\%$  if we delete all the two-body interactions which produce  $I = 0$  g.s. ( $J = 0, 6, 8, 12$ , and  $22$ , refer to the last row of Table V). This means that the 0 g.s. dominance comes essentially from those 5 interactions. Previously, Johnson et al. noticed that the robustness of the 0 g.s. dominance is more or less independent of monopole pairing [19, 20]. It was not known, however, whether



a certain two-body matrix element is essential or partly responsible, and how to find which interactions are essential, in producing the 0 g.s. dominance for a given system.

A shortcoming of the empirical approach of Ref.[38, 39] is as follows: One takes one of  $G_J$ 's is set to be  $-1$  (other  $G_J$ 's are zero) in each numerical experiment, and one finds the angular momentum of the lowest state.  $G_J = 1$  is therefore excluded in the numerical experiments because one would likely obtain degenerate g.s. for this case. Thus the consistence between the predicted  $I$  g.s. probabilities and those obtained by diagonalizing the TBRE Hamiltonians indicates that the properties of local spaces defined by  $\{G_J = -1 + \epsilon G_{J'}(J' \neq J)\}$  more or less represent the features of the full space. However, some  $\{G_J = 1 + \epsilon G_{J'}(J' \neq J)\}$  local subspaces also contribute to the  $I$  g.s. probabilities. In some cases we find that for an even number of fermions the 0 g.s. probability may not be very small even if one deletes all the terms which give  $I = 0$  g.s. with only one of  $G_J = -1$  and other  $G_{J'}$  switched off. For example, for  $n = 4$  and  $j = \frac{15}{2}$  the  $P(0)=50.2\%$  if we use the full TBRE Hamiltonians, and  $P(0)=23.1\%$  if we delete  $G_J$ 's with  $J = 0, 4, 8, 10$  which present  $I = 0$  g.s. if these  $G_J = -1$  (refer to Table V). If we deleted  $G_{12}$  then the  $P(0)$  would be  $14.2\%$ . Nevertheless, numerical experiments provide a very simple recipe to find what interactions are essential for a certain  $I$  g.s. probability.

#### 4.4 The $I_{\max}$ g.s. probabilities for fermions

For fermions in a single- $j$  shell, the state with the maximum angular momentum (denoted as  $I_{\max}$ ) was found to have a sizable probability to be the g.s. [27, 28]. This phenomenon can be explained by the observation that  $\mathcal{N}_{I_{\max}} = 1$  always [39]: the predicted  $I_{\max}$  g.s. probabilities of fermions in a single- $j$  shell are  $\frac{1}{N} = \frac{1}{j+1/2} \times 100\%$ , independent of all particle numbers (even or odd), which is shown in Fig. 13(a).

In ref. [39], an argument was given why  $\alpha_{I_{\max}}^{J_{\max}}$  is the lowest eigenvalue when  $G_{J_{\max}} = -1$  and other  $G_J$ 's are zero.

The above argument on the  $I_{\max}$  g.s. probabilities for single- $j$  shells can be read-

ily generalized to many- $j$  shells. Consider, for example, two shells with angular momenta  $j_1$  and  $j_2$ . Following the same logic as was used for a single- $j$  shell, we predict that the two angular momenta  $I'_{\max} = I_{\max}(j_1^n)$  and  $I_{\max}(j_2^n)$  have g.s. probabilities which are at least as large as  $1/N \times 100\%$ . Here,  $I_{\max}(j^n)$  is the highest angular momentum of a state constructed from the  $j^n$  configuration, and  $N$  is the number of independent two-body interactions in a  $(j_1, j_2)$  shell. In other words, we can predict in this way the lower limit for these  $I'_{\max}$  g.s. probabilities.

Figure 13(b) presents the  $I'_{\max} = I_{\max}(j_1^n)$  and  $I_{\max}(j_2^n)$  g.s. probabilities. They are compared with a simple  $1/N$  plot. Indeed, the predicted lower limit of  $1/N$  for the  $I'_{\max}$  g.s. probabilities works quite well. It should also be noted that the  $I$  g.s. probabilities with  $I$  very near  $I'_{\max}$  are extremely small (less than 1%) in all these examples.

#### 4.5 The $I_{\max}$ g.s. probabilities for bosons

Figure 13(c) shows the  $P(I_{\max})$ 's vs.  $l$  with  $n$  ranging from three to six. When the spin  $l$  is small the agreement is rather good; when  $l$  becomes larger, deviations between the values calculated by diagonalizing the TBRE Hamiltonians (denoted as  $P^{\text{TBRE}}(I_{\max}, l)$ ) and those predicted by the above  $1/N = 1/(l+1)$  relation appear. The  $P^{\text{TBRE}}(I_{\max}, l)$ 's are systematically larger than  $1/N$  and increase with  $n$ .

An argument why the behavior of the  $P^{\text{TBRE}}(I_{\max}, l)$ 's is different for bosons and fermions, given in [32], is as follows. As discussed in Sec. IV.3, the  $P(I_{\max})$  comes essentially from a gap produced by the pairing interaction  $G_{L_{\max}}$  for bosons with spin  $l$ , or the pairing interaction  $G_{J_{\max}}$  for fermions in a single- $j$  shell, where  $L_{\max} = 2l$  and  $J_{\max} = 2j - 1$ , respectively. One can trace the ‘‘anomaly’’ of  $P^{\text{TBRE}}(I_{\max}, l)$  back to the gap associated with  $G_{J_{\max}}$  or  $G_{L_{\max}}$  using analytical formulas of  $(E_{I_{\max}-2} - E_{I_{\max}})$ . Here the state with  $I_{\max} (I_{\max} - 2)$  is found to be the ground (first excited) state if  $G_{J_{\max}}$  or  $G_{L_{\max}}$  is  $-1$ . We obtain  $(E_{I_{\max}-2} - E_{I_{\max}})$  as follows:

$$\text{boson systems : } \frac{2ln - 1}{4l - 1};$$

$$\begin{aligned}
\text{fermion systems, } n = 4 : & \quad \frac{3}{8} + \frac{105}{128(4j-7)} + \frac{135}{64(4j-5)} \\
& \quad - \frac{63}{128(4j-3)}; \\
\text{fermion systems, } n = 5 : & \quad \frac{35}{128} + \frac{2205}{2048(4j-9)} + \frac{5145}{2048(4j-7)} \\
& \quad - \frac{1785}{2048(4j-5)} - \frac{189}{2048(4j-3)}; \\
\text{fermion systems, } n = 6 : & \quad \frac{27}{128} + \frac{10395}{8192(4j-11)} + \frac{2835}{1024(4j-9)} \\
& \quad - \frac{4725}{4096(4j-7)} - \frac{45}{256(4j-5)} - \frac{297}{8192(4j-3)}.
\end{aligned} \tag{30}$$

One easily sees that the gap for bosons with spin  $l$  increases regularly with  $n$  at an interval  $\sim 1/2$  if  $l$  is large, while that for fermions in a single- $j$  shell is much smaller (almost one order) in magnitude and comparable for different  $n$  and  $j$ . For instance, the gap is 0.47, 0.39, 0.35 for  $n = 4, 5$  and 6 fermions in a  $j = 15/2$  shell, respectively, while the gap is 2.03, 2.56, 3.07 for  $n = 4, 5, 6$  bosons with spin  $l = 7$ , respectively. According to the empirical rule discussed above, a relatively larger gap makes the corresponding  $P(I)$  larger: the larger the gap is, the larger the corresponding  $P(I)$  is. It is pointed out again, however, that the  $P^{\text{TBRE}}(I_{\text{max}}, l)$  follows the  $1/N$  prediction when the spins of bosons in the system are small.

For  $sd$ -bosons, it was found in Ref. [23, 24] that the  $I_{\text{max}}$  g.s. probabilities are large, which can actually be explained in the same way: Among the two-body matrix elements, the interactions with  $c_4 = -1$  and others being 0 produce the lowest eigenvalue for the  $I_{\text{max}} = 2n$  state. The predicted  $I = 2n$  g.s. probability is  $1/N = 1/6 = 16.7\%$ , consistent with that obtained by diagonalizing the TBRE Hamiltonians ( $\sim 15\%$ )<sup>6</sup>. In  $sdg$ -boson systems, the predicted  $I_{\text{max}} = 4n$  g.s. probabilities is  $1/N \sim 3.2\%$ , where  $N = 32$ . The  $I_{\text{max}}$  g.s. probability that we obtain by diago-

---

<sup>6</sup>Note that the term  $(s^\dagger d^\dagger)(sd)$  gives degenerate lowest eigenvalues for many  $I$  states when  $e_{sd}sd$  is set to be  $-1$  and others are 0. Therefore, we use 6 (instead of 7) as the number of independent two-body matrix elements,  $N$ . The difference due to this minor modification is very small ( $\sim 2\%$ ), though.

nalizing the TBRE Hamiltonians are 3.3%, 4.2%, 3.3% for  $n=4, 5, 6$ , respectively.

Therefore, for fermions in a single- $j$  shell the  $1/N$  relation works very well for both small and large  $j$ , and for both small and large  $n$ ; for fermions in many- $j$  shells, the  $1/N$  relation predicts very well the lower limit for the  $I = I'_{\max} = I_{\max}(j^n)$  g.s. probabilities. The  $P^{\text{TBRE}}(I_{\max}, l)$ 's of bosons follow the  $1/N$  prediction when the spins ( $l$ ) of the bosons in the system are small. Deviation from the  $1/N = 1/(l+1)$  relation appears when  $l$  is large.

## 4.6 The features discussed by Santos, Drozd, Kaplan and their collaborators

Since the  $I = 0$  g.s. states are dominant for a system with an even number of fermions or boson systems with considerably large energy gaps between these 0 g.s. and excited levels, as shown in [19, 20], one can ask whether there exist certain universal features of these gaps.

In [55], Santos, Kusnezov and Jacquod defined the energy gap  $g$  as follows: For  $sp$  ( $sd$ ) boson systems, it is defined as the energy difference between the first  $1^-$  ( $2^+$ ) state and the  $I = 0$  ground state energy; For an even number of fermions in a single- $j$  shell, it is defined by the energy difference between the first  $1^+$  state and the  $I = 0$  ground state (after a re-scaling). They showed that the distribution of the gap  $g$  such defined is robust and may be helpful in explaining the 0 g.s. dominance.

Another interesting work was done by Drozd and Wojcik [56]. They propose that the non-zero off-diagonal matrix elements of all  $G_j$ 's for  $I = 0$  states have a wider distribution on average than those of  $I \neq 0$  states, and thus the  $I = 0$  states are expected to spread over a broader energy interval even though the number of states is usually much smaller than for the  $I \neq 0$  cases. However, it is difficult to see through this argument that the 0 g.s. dominance appears just from this effect. As pointed out by the same authors [56], the 0 g.s. dominance results from an interplay between the diagonal and off-diagonal matrix elements.

In [57], Kaplan and Papenbrock studied the structure of eigenstates for many-

body fermion systems in the presence of the TBRE Hamiltonians. They found that near the edge of the spectrum, wavefunction intensities of the TBRE Hamiltonians exhibit fluctuations which deviate significantly from the expectations of the random matrix element theory. A simple formula was given which relates these fluctuations to the fluctuations for the TBRE Hamiltonians. The possible connection between this deviation and the 0 g.s. dominance in even numbers of fermion systems is unclear.

## 4.7 Ground states of spin-1/2 fermions

Spin-1/2 fermions without spatial angular momentum in the presence of random interactions were studied recently in [58, 59, 60].

Jacquod and Stone [58] derived a formula for fixed- $S$  (total spin of the system) widths for the TBRE Hamiltonians by using a heuristic argument while Kota and Kar [59] used  $U(N) \otimes SU(2)$  with  $SU(2)$  generating spin  $S$  for fermion systems. A criterion of the  $S$  g.s. probabilities for the TBRE Hamiltonians is developed by Jacquod and Stone by using the fixed- $S$  widths and assuming Gaussian densities: The TBRE Hamiltonians prefer the smallest  $S$  to be the ground state.

Kaplan et al. [60] showed that one has to go beyond the width and consider  $\gamma_2$ , the excess parameter which gives deviations from Gaussian. Again Kaplan et al use a heuristic approach for deriving  $\gamma_2$  values while Kota and Kar [59] used a group theoretical approach coupled with the so called binary correlation approximation. Adding this  $\gamma_2$  correction one sees the smallest  $S$  to be lowest in energy for the TBRE Hamiltonians. It is noted that the width argument of Jacquod and Stone neglects the dimensionality effects. When this effect is included, one sees that only with  $\gamma_2$  one gets smallest  $S$  to be lowest in energy.

This result is very important: for real systems with mean-field and spin exchange interaction, the TBRE Hamiltonians prefer the smallest  $S$  to be the ground state and the attractive exchange interaction prefers largest  $S$  to be the ground state, namely, the presence of TBRE or random interactions delays magnetization.

## 4.8 Summary of this section

In the section we have reviewed the results for complicated systems by using an empirical prescription to describe the behavior of the  $I$  g.s. probabilities obtained by diagonalizing the TBRE Hamiltonians. This prescription was found to work in all cases: from fermions in a single- $j$  shell to many- $j$  shells, from even numbers of particles to odd numbers of particles, from fermions to bosons.

Based on this empirical prescription, it is suggested that the 0 g.s. dominance is essentially given by two-body matrix elements which produce  $I=0$  g.s. when one of two-body matrix elements is  $-1$  and all others are zero. Second, the origin of the  $I_{\max}$  g.s. probability is clarified. The large  $P(I_{\max})$  is essentially contributed from the cases with an attractive  $G_{J_{\max}}$  for fermions in a single- $j$  shell or  $G_{L_{\max}}$  for bosons with  $l$ . The  $P(I_{\max})$  would be close to zero if one deleted  $G_{J_{\max}}$  for fermions or  $G_{L_{\max}}$  for bosons. The relation  $P(I_{\max}) \sim 1/N$  works well for fermions and also for bosons with small  $l$ .

The disadvantage of this approach is that one must diagonalize the Hamiltonian under the requirement that one of two-body matrix elements is  $-1$ . Therefore, this interpretation is not so transparent.

The results in [55, 56, 57] might be also helpful in understanding the problem, but these methods are far from the detailed analysis of the  $P(I)$ 's. For instance, these authors were unable to give any predictions of  $P(0)$ 's for the systems that they studied. The analysis in [58, 59, 60] are restricted to systems with spin-1/2 systems.

## 5 Correlation, average energies and collectivity

In this section we discuss various correlations of many-body systems in the presence of the TBRE Hamiltonians, the behavior of average energies and generic collectivity.

### 5.1 Correlation between the ground states and excited states

There are a few types of correlation between physical quantities of many-body systems which were discussed recently. In this subsection, let us discuss first the correlation discovered by Velázquez and collaborators that states with different angular momenta  $I$  keep their ordering which is obtained by using the realistic interactions in the presence of the TBRE Hamiltonians. Then we discuss the correlation between systems of mass  $A$ ,  $A + 2$  and  $A + 4$  discovered by Johnson et al. [19], indicating that there is an analogue of conventional pairing in the  $I = 0$  ground states in the presence of the TBRE Hamiltonians. Another correlation, the  $P(0)$ 's of systems with an even number of fermions in a single- $j$  shell and  $P(j)$ 's of systems with an odd number of fermions in a single- $j$  shell will be also discussed.

#### 5.1.1 Normal ordering of $I$ in the presence of the TBRE Hamiltonians

In Ref. [61], Velazquez and collaborators took a combination of random and realistic interactions for  $^{24}\text{Mg}$ ,  $^{44}\text{Ti}$  and  $^{48}\text{Cr}$ . The motivation was to investigate the transition from realistic two-body interactions to purely random ones. The realistic interactions which they used are the Kuo-Brown (KB3) interaction for the  $fp$  shell and the Wildenthal interaction for the  $sd$  shell. The random interactions were taken as the TBRE, i.e., they used

$$H = (1 - b)H_{real} + bH_{TBRE}, \quad (31)$$

where  $H_{real}$  is a realistic Hamiltonian and  $H_{TBRE}$  is the TBRE Hamiltonians. The parameter  $b$  is varied from 0 to 1, to compare the results from the realistic Hamiltonians to random interactions.

It was found in [61] that the average energies of yrast states with different angular momenta  $I$  keep the ordering of the band when the Hamiltonian changes from the realistic interactions to the TBRE interactions when  $b$  is small, and that the probability that the yrast states keep the ordering is quite large ( $\sim 30\%$ ) even for purely random interactions, suggesting a strong correlation between these states.

Prior to [61], Ref. [19] showed that there is an indication of a so-called “non-collective” rotation in the spectrum of the nucleus  $^{46}\text{Ca}$ , i.e.,  $I(I+1)$  behavior of the yrast states, where  $I$  is even, after taking the TBRE average.

It is interesting to see whether there is any correlation between different systems using the same set of TBRE parameters. For this purpose the case of fermions in a single- $j$  shell is interesting, because these systems exhibit most regularities of many-body systems interacting via the TBRE Hamiltonians and also they are more transparent due to the simplicity.

### 5.1.2 Correlation between $I = 0$ ground states of systems with mass $A$ , $A + 2$ and $A + 4$

In [20] it was reported that the pairing phenomenon seems to be favored simply as a consequence of the two-body nature of the interaction. The “pairing” here means that there is a large matrix element of the  $S$  pair annihilation operator between the ground states of a  $n$  fermion system and a  $n + 2$  fermion system in the same shell. This seems to suggest that the ground states using these TBRE parameters are approximately  $S$ -pair condensates. In order to test this hypothesis, Johnson et al. follow the example of generalized seniority and consider the general pair-annihilation operator  $S = \sum_j \theta_j S_j$ , where  $S_j = -(C_j \times C_j)^{(0)}$ . The pair-transfer fractional collectivity from the 0 g.s. of  $n + 2$  particles to that of  $n$  particles is defined as:

$$f_{transfer} = \frac{(\langle n|S|n+2\rangle)^2}{\langle n|S^\dagger S|n\rangle}. \quad (32)$$

Thus the  $I = 0$  ground states are condensates of  $S$  pairs if  $f_{transfer} = 1$ . A simple hypothesis that  $\theta_j = \langle n|S|n+2\rangle$  was taken in the calculation of [20], and the



results showed that  $f_{transfer}$ 's between  $I = 0$  ground states of  $n$  and  $n + 2$  are weighted towards  $f_{transfer} = 1$  instead of 0, implying a correlation of the pairing-like condensates.

The pair-transfer fractional collectivity may be defined in another form:

$$f'_{transfer} = \frac{\left(\langle n+2|S^\dagger|n\rangle\right)^2}{\langle n|SS^\dagger|n\rangle}. \quad (33)$$

In order to investigate the correlation between the 0 g.s. of a system with  $n$  fermions and that with  $n + 2$  fermions in the same shell, the case of fermions in a single- $j$  shell was checked [39], where the seniority quantum number  $v$  is well defined. Below a few examples are discussed.

The simplest case is four and six fermions in the  $j = 11/2$  shell. The 0 g.s. probability for  $n = 4$  and 6 is 41.2% and 66.4%, respectively. Among 1000 sets of the TBRE Hamiltonians, 364 sets give 0 g.s. both for  $n = 4$  and 6 simultaneously. Namely, the TBRE Hamiltonians in which  $I = 0$  are the ground states for  $n = 4$  have an extremely large probability (around 90%) to produce the  $I = 0$  ground states also for  $n = 6$ . The  $f'_{transfer}$ 's are in most cases around 0.8-0.9 and  $f_{transfer}$ 's are typically around 0.9-1.0. This means that the  $S$  annihilation operator takes the 0 g.s. of  $n + 2$  fermions to that of  $n$  fermions here.

Now let us come to a larger value of  $j$ ,  $j = 15/2$ , which is quite typical in the discussions. The 0 g.s. probability is 50.2%, 68.2% and 32.1% for  $n = 4, 6$  and 8, respectively. We have 31% (among the 1000 runs) of the TBRE Hamiltonians which produce 0 g.s. for all  $n = 4, 6$  and 8, i.e., almost all those TBRE Hamiltonians which produce 0 g.s. for  $n = 8$  produce 0 g.s. also for  $n = 4$  and 6. It is interesting to note that the expectation value of seniority  $v$  in 0 g.s. of  $n = 4, 6$  and 8 systems has a very small probability larger than 4 when all these systems have spin 0 ground states. On the other hand, it is noted that the fluctuation of 0 g.s. probabilities for  $n = 4, 6$ , and 8 fermions in the same single- $j$  shell can be large. For example, the 0 g.s. probability of 6 fermions in a  $j=15/2$  shell is 68.2% while that of 8 fermions is 32.1%, which means that more than 50% of the 0 g.s. for  $n = 6$  are not related to

the chain in which the 0 g.s. of  $n$  fermions can be obtained by annihilating one  $S$  pair from  $n + 2$  fermions.

Figure 14 presents a few cases of 4 or 6 fermions in a single- $j$  shell, where no bias of a low seniority is observed, indicating that the contribution to the total 0 g.s. probability beyond the seniority chain described in [20] may be more important in these systems. For example, only 14% of the TBRE Hamiltonians produce 0 g.s. both for both  $n = 4$  and 6 fermions in a  $j=25/2$  shell, while the 0 g.s. probability of  $n = 6$  is 57.1%.

Therefore, a chain of angular momentum zero ground states, which are linked by the  $S$  pair operator for an even number of fermions in a many- $j$  shell, is also seen frequently in systems with even numbers of fermions in a single- $j$  shell for small  $j$ . However, this chain covers only a part of the 0 g.s., because the contribution beyond this chain may be more important, and this link becomes weak for large  $j$ .

As for fermions in many- $j$  shell, a recent calculation [43] showed that the seniority distribution in the 0 g.s. is very complicated. In the  $sd$  shell systems in which very low seniority is dominant in the spin zero ground states are not found. Therefore, the results of [20] should not be understood as an evidence of the  $S$ -pair condensation for the 0 g.s. dominance in the presence of random interactions, but as a reflection of a complicated correlation between these systems in the presence of random interactions.

## 5.2 The behavior of average energies

There are a few references addressing average energies. First, we specify the definitions in these papers. In ref. [19, 61] the average energies refer to the yrast states with even values of  $I$ . The relevant result of [19] is that there is an indication of  $I(I + 1)$  behavior of the average energies, which was called “non-collective” rotation in nuclear spectroscopy. The results in [61] show that the relative ordering of these average energies of yrast states such defined survive with exceptions of low  $I$ , but their relative separations change significantly when the two-body interactions

change from realistic to random ones. These results indicate that there are strong correlations between these yrast states, even if the two-body interactions are taken randomly.

In ref. [28, 29] the average energies refer to the yrast states for the cases with  $I = 0$  or  $I_{\max}$  ground states only. The authors of ref. [28, 29] found that these average energies such defined follow a parabolic function of  $I$  with a strong odd-even effect.

Below we shall define the average energies in the usual way, i.e., the centroids (denoted as  $\bar{E}_I$ ) of all eigen-energies of  $I$  states.  $\bar{E}_I$  is a linear combination of the  $G_J$ 's:

$$\bar{E}_I = \sum_J \bar{\alpha}_I^J G_J, \quad (34)$$

where  $\bar{\alpha}_I^J$  is obtained by averaging

$$\alpha_{\beta I}^J = \frac{n(n-1)}{2} \sum_{K, \gamma} \left( \langle j^{n-2} K \gamma, j^2 J | \rangle \langle j^n I \beta \rangle \right)^2$$

over all  $\beta$ 's. Here  $\langle j^{n-2} K \gamma, j^2 J | \rangle \langle j^n I \beta \rangle$  are the two-body coefficients of fractional parentage, and  $\beta$  ( $\gamma$ ) refers to additional quantum numbers needed to define a state of  $n$  (or  $n-2$ ) fermions with total angular momentum  $I$  (or  $K$ ) uniquely. Therefore, one may apply the empirical approach of the previous section to predict the probabilities  $\mathcal{P}(I)$  that the  $\bar{E}_I$ 's are being the lowest energies.

The motivation to investigate the  $\bar{E}_I$ 's is that their behavior is much simpler than that of the  $E_{I\beta}$ 's, and we expect a more transparent explanation of the regularities, which might be very helpful to understand the origin of the properties of many-body systems in the presence of the TBRE Hamiltonians, such as the 0 g.s. dominance.

### 5.2.1 The $I$ g.s. probabilities of average energies

In Fig. 15 we plot the  $\mathcal{P}(I)$ 's for a few different systems: 4 fermions in a single- $j$  shell ( $j = \frac{15}{2}$ ), 6 fermions in a two- $j$  ( $2j_1, 2j_2$ )=(11,7) shell, a 6-*sdg*-boson system, and 5 fermions in a single- $j$  shell ( $j = \frac{9}{2}$ ). They are typical examples among the many cases that we have checked: 4, 5, and 6 valence fermions in a single- $j$  shell

up to  $j = \frac{31}{2}$ , both even and/or odd numbers of fermions ( $n = 4$  to 9) in two- $j$  shells with  $(2j_1, 2j_2) = (7, 5), (11, 3), (11, 5), (11, 7), (11, 9), (13, 9)$ ,  $d$ -boson systems with  $n_d$  changing from 3 to 45,  $sd$ -boson systems with  $n$  changing from 4 to 17, and  $sdg$ -boson systems with  $n = 4, 5, 6$ . One sees that the  $\mathcal{P}(I)$ 's are large if  $I \sim I_{min}$  or  $I_{max}$ ; they are close to zero elsewhere. This feature holds generally for all cases. We should be aware that a displacement of the TBRE produces only a constant shift of the lowest energy. Thus it is *robust* regardless of the displacement, while  $P(I)$  is sensitive to the displacement [39].

Now we explain how to understand this observation. As a specific example, we discuss the case of  $j = \frac{9}{2}$  with 4 fermions below. We predict the  $\mathcal{P}(I)$ 's by using integrals similar to Eq. (10), without diagonalizing the TBRE Hamiltonians. The predicted  $\mathcal{P}(I)$ 's for 4 fermions in a  $j = \frac{9}{2}$  shell are listed in the column “pred1.” in Table VII. One sees that the  $\mathcal{P}(I)$  is large if  $\bar{E}_I$  involves one or more  $\bar{\alpha}_I^J$  which are the largest (or the smallest) for different  $I$ 's but a fixed  $G_J$ . The  $\mathcal{P}(I)$ 's predicted by the formula  $\mathcal{P}(I) = \mathcal{N}_I / N_m$  are listed in the column “pred2.” of Table VII, where both the smallest and the largest  $\bar{\alpha}_I^J$  are counted and  $\mathcal{N}_I$  is the number of times for angular momenta  $I$  involved in either the smallest or the largest  $\bar{\alpha}_I^J$  with a fixed  $G_J$ , and  $N_m = 2N = 2j + 1$ . The  $\mathcal{P}(I)$ 's obtained by diagonalizing the TBRE Hamiltonians (1000 runs) are given in the column “TBRE”. It is seen that all predicted  $\mathcal{P}(I)$ 's are reasonably consistent with those obtained by diagonalizing the TBRE Hamiltonians.

The regularity that  $\mathcal{P}(I)$ 's are large only if  $I \sim I_{min}$  or  $I \sim I_{max}$  was argued [62] by using the distribution of the dimension for the two-particle coefficients of fractional parentage (cfp) and by assuming that the two-particle cfp's are randomly given.

### 5.2.2 The $I(I + 1)$ behavior of average energies

If one examines the ordering of the average energies  $\bar{E}_I$  with respect to  $I$ , one sees that if the angular momentum  $I$  of the lowest  $\bar{E}_I$  is  $\sim I_{min}$  ( $I_{max}$ ) in **one** run of

the TBRE, very likely the average energy  $\bar{E}_I$  increases (decreases) with the total angular momentum  $I$ , and is proportional to  $I(I+1)$  on average. The probability that the lowest  $\bar{E}_I$  is associated with a “medium” value of  $I$  is close to zero.

Let  $\langle \bar{E}_I \rangle_{min}$  ( $\langle \bar{E}_I \rangle_{max}$ ) be a quantity obtained by averaging the energies  $\bar{E}_I$  only over the cases of  $I \sim I_{min}$  ( $I \sim I_{max}$ ) g.s. for the ensemble used. We find that both  $\langle \bar{E}_I \rangle_{max}$  and  $\langle \bar{E}_I \rangle_{min}$  are proportional to  $I(I+1)$ , similar to a “rotational” spectra.

In Fig. 16 we show  $\langle \bar{E}_I \rangle_{min}$  vs.  $I(I+1)$  for a  $d$ -boson system with  $n = 20$ , a  $sd$ -boson system with  $n = 10$ , a system with 4 fermions in a single- $j$  ( $j=17/2$ ) shell, and a system with 6 fermions in a two- $j$  shell. For the sake of simplicity, below we introduce the “moment of inertia”  $\mathcal{J}$ , defined by the optimal coefficient as  $\langle \bar{E}_I \rangle_{min} = \frac{1}{2\mathcal{J}}I(I+1)$ .

One should not confuse the  $\bar{E}_I$ ’s with Bethe’s expression for the level densities [63] which is based on the Fermi gas approach. First, the distribution of the  $\bar{E}_I$ ’s is always Gaussian, and their value obtained by averaging over the TBRE Hamiltonians should be zero. The  $I(I+1)$  behavior appears when one divides the results obtained by the TBRE Hamiltonians into two cases— $I \sim I_{min}$  g.s. and  $I \sim I_{max}$  g.s.—and calculates  $\langle \bar{E}_I \rangle_{min}$  and  $\langle \bar{E}_I \rangle_{max}$ . Second, it is emphasized that the  $I(I+1)$  behavior of  $\bar{E}_I$  in Bethe’s expression for the level densities and that of  $\langle \bar{E}_I \rangle_{min}$  (or  $\langle \bar{E}_I \rangle_{max}$ ) are completely different. For example,  $\mathcal{J}$  in Bethe’s expression changes with particle number, but in the present context it is not sensitive to the particle number  $n$  but to the orbits of the shell, as shown in [62]. Furthermore, systems which show the  $I(I+1)$  behavior of  $\langle \bar{E}_I \rangle_{min}$  can be very simple, and those described by Bethe’s expression require complexity in energy levels so that one needs a statistical approach.

An empirical relation between  $\mathcal{J}$  and  $j$  is summarized in Fig. 17. For fermions in a single- $j$  shell,  $d$  boson systems and  $sd$  boson systems,  $\mathcal{J}$  is fitted by a trajectory of the form  $\sqrt{\mathcal{J}} = 1.42j$  (we take  $j = 2$  for  $d$  boson and  $sd$  boson systems); for  $sdg$  bosons and fermions in a two- $j$  shell, there seems a slight shift from the trajectory  $\sqrt{\mathcal{J}} = 1.42j$ , where  $j^2 \equiv j_1^2 + j_2^2$ .

Another feature of  $\mathcal{P}(I)$ 's is that the  $\mathcal{P}(I_{\max})$ 's are always quite “stable” (about 28-35%), while the  $\mathcal{P}(I_{\max} - 2)$ 's of fermions in a single- $j$  shell and boson systems, and the  $\mathcal{P}(I_{\max} - 1)$ 's of fermions in a many- $j$  shell, are drastically smaller than the  $\mathcal{P}(I_{\max})$ 's, though still sizable ( $\sim 5 - 15\%$ ). Moreover, there may be 2 or 3 sizable  $\mathcal{P}(I)$ 's for the cases of  $I \sim I_{\min}$ , and the  $\mathcal{P}(I_{\min})$ 's are not *always* larger than the other  $\mathcal{P}(I)$ 's (with  $I \sim I_{\min}$ ).

Now we are able to explain the asymmetry of  $\mathcal{P}(I)$  by using the fluctuations of  $\bar{E}_I$ . The  $\bar{E}_I$ 's are proportional to  $I(I + 1)$ , but with fluctuations in each run of the TBRE Hamiltonians. Because  $(\bar{E}_{I+1} - \bar{E}_I)$  is small if  $I$  is small and large if  $I$  is large, the probabilities to change the order of the  $\bar{E}_I$ 's for  $I \sim I_{\min}$  due to the fluctuations is much larger than for the case  $I \sim I_{\max}$ . That is why there are 2 or 3 sizable and comparable  $\mathcal{P}(I)$ 's with  $I \sim I_{\min}$  but only one large  $\mathcal{P}(I)$  with  $I = I_{\max}$  and the  $\mathcal{P}(I_{\max} - 1) \ll \mathcal{P}(I_{\max})$ .

A scenario of the relation  $\langle \bar{E}_I \rangle \sim I(I + 1)$  was discussed in [62] using an analytical formula for the dimension of the two-particle cfp's for four fermions in a single- $j$  shell, and the assumption that the cfp's are randomly given. This scenario shows that the behavior here originates from the randomness of cfp's.

The  $\mathcal{J}$  for fermions in a single- $j$  may be evaluated in the following way. We take the case  $\langle \bar{E}_{I_{\min}} \rangle \sim 0$ , and  $I_{\min}(I_{\min} + 1) \sim 0$ . We assume that  $\langle \bar{E}_{I_{\max}} \rangle \sim \alpha_{I_{\max}}^{J_{\max}} \langle G_{J_{\max}} \rangle$ . For the sake of simplicity, we use that  $\langle G_{J_{\max}} \rangle = 0.7$  empirically for  $n = 4$  in all single- $j$  shells. Then we have that for  $n = 4$ :

$$\alpha_{I_{\max}}^{J_{\max}} \langle G_{J_{\max}} \rangle \sim \frac{1}{2\mathcal{J}}(4j - 6)(4j - 5) \sim \frac{8}{\mathcal{J}}j^2. \quad (35)$$

From [39], it is seen that the  $\alpha_{I_{\max}}^{J_{\max}}$  of  $n = 4$  saturates quickly at  $\frac{29}{8}$ . Then the left hand side  $\sim \frac{29}{8} \times 0.7 \sim 2.54$ . We find that  $\sqrt{\mathcal{J}} \sim 1.77j$ , which is a bit larger than (but close to) the  $\sqrt{\mathcal{J}}$  obtained in Fig. 17 ( $\sqrt{\mathcal{J}} = 1.42j$ ). The  $\mathcal{J}$  in Eq. (35) is over-estimated because we neglected the contributions from  $G_{J_{\max}-2}$  and  $G_{J_{\max}-4}$  in this simple argument.

### 5.2.3 The formulas by Mulhall et al. and Kota et al.

For fermions in a single- $j$  shell, in refs. [28, 29, 54], Mulhall, Volya and Zelevinsky authors derived a formula of expectation value of energy with total angular momentum  $I$  by minimizing the ground state energy and by assuming the statistical point of view on the angular momentum couplings of  $n$ -body system (called geometric chaoticity by these authors). The energy such obtained is in fact the centroid of eigenvalues for all spin  $I$  states, namely, the average energy  $\bar{E}_I$  defined in Eq. (34). Their result is given as follows.

$$\begin{aligned} \bar{E}_I = & \sum_J (2J+1) G_J \left( \frac{n}{2j+1} \right)^2 \\ & + I(I+1) \sum_J (2J+1) \frac{3(J^2 - 2j(j+1))}{2j^2(j+1)^2(2j+1)^2} G_J + O(I^2(I+1)^2), \end{aligned} \quad (36)$$

where  $O(I^2(I+1)^2)$  refers to higher  $I$  terms which are negligible due to their small magnitudes. The first term of this formula is a constant for all states of the system by the same set of interactions, and the second term is proportional to  $I(I+1)$ . However, it is not clear how to explain  $\sqrt{\mathcal{J}} = 1.42j$  by this formula.

In Ref. [59], Kota and Kar obtained Eq. (36) for  $\bar{E}_I$  by resorting to the group structure of  $U(2j+1) \supset O(3)$  and the near bivariate Gaussian form of state densities for fixed energy and the  $z$ -axis projection of total angular momentum  $I$  of  $n$  fermions in a single- $j$  shell. Kota and Kar also pointed out that the cranking approximation and Fermi-Dirac occupancies of particles used in refs. [28, 29, 54] are equivalent to the approach by using group symmetries of the TBRE used in [59].

It is noted that the concept of geometric chaoticity introduced in [28, 29, 54] is essentially the same as the randomness of two-body coefficients of fractional parentage introduced in [52, 50, 62], because all these two ideas are related to and reflects the complexity of angular momentum couplings of  $n$  particles.

### 5.2.4 A short summary

As a short summary of this subsection, we first repeat two robust regularities of many-body systems interacting via the TBRE Hamiltonians:

1. The  $\mathcal{P}(I)$ 's are large if and only if  $I \sim I_{\min}$  or  $I_{\max}$ .
2. The quantities  $\langle \bar{E}_I \rangle_{\min}$  and  $\langle \bar{E}_I \rangle_{\max}$  behave as  $I(I+1)$ .

These regularities have been argued by using the dimension and the statistical distribution of the two-particle cfp's.

We emphasize here that the  $\mathcal{P}(I)$ 's, which is related to the randomness of two-particle cfp's or another appellation of “geometric chaoticity” for the angular momentum couplings, and the  $P(I)$ 's discussed in last section, are different quantities. The problem of relating geometric chaoticity to the 0 g.s. dominance can also be seen from the “scenario” in Ref. [28, 29, 54]: a set of identical particles with spin  $s$  and Hamiltonian

$$H = \frac{A}{2} \sum_{a \neq b} \vec{s}_a \cdot \vec{s}_b = \frac{A}{2} [S(S+1) - ns(s+1)], \quad (37)$$

where  $S$  is the total spin and  $n$  is the number of particles of the system. Suppose  $A$  is given by a random ensemble which is symmetrically distributed with respect to zero. One sees easily that  $P(I_{\min}) = P(I_{\max}) = 50\%$ , suggesting that the  $P(I_{\min})$  is always large if one assumes that the  $P(I)$  and the  $\mathcal{P}(I)$  were equal or behaved in a similar way. This is certainly not the case, because the  $P(I_{\min})$  was found to be around zero in most examples of odd numbers of fermions.

This suggests that the  $I$  g.s. probabilities (and 0 g.s. dominance) cannot be explained only by the geometric chaoticity, which was suggested in refs. [28, 29, 54]. The role of variances or the width for spin  $I$  states is important and complicated. This was stressed in [52, 50, 59].



### 5.3 Generic rotation for many-body systems

The structure of levels of many-body systems in the presence of the TBRE Hamiltonians is another interesting topic. In Ref. [23, 24] it was shown that both vibrational and rotational features arise in the interacting boson model (the IBM) [16] in the presence of the TBRE Hamiltonians. In contrast, as shown in many works, rotational behavior does not generically arise in fermion systems interacting by the TBRE Hamiltonians. It was suggested, therefore, that a special feature of the ensemble might be necessary to obtain a generic rotational behavior in fermion systems [64].

#### 5.3.1 Generic vibration and rotation in the vibron model and the IBM

The generic vibration and rotation within the frameworks of the *sd* IBM and the vibron model were elegantly shown by Bijker and Frank in [23, 24].

For  $I = 0$  ground states of the *sd* IBM, one introduces the collective indicator

$$R = (E_{4_1^+} - E_{0_1^+}) / (E_{2_1^+} - E_{0_1^+}) , \quad (38)$$

which was extensively investigated by Rick Casten for realistic even-even nuclei [65]. For vibrational systems,  $R$  has the characteristic value of 2, and for rotational systems  $R \sim 10/3$ . There are also characteristic values for B(E2) transition ratios for vibrational and rotational modes, refer to [13, 14, 15, 16]. For the  $I = 0$  ground states of the vibron model [47], the collective indicator  $R$  is given by

$$R = (E_{2_1^+} - E_{0_1^+}) / (E_{1_1^+} - E_{0_1^+}) , \quad (39)$$

which is equal to 2 in the vibrational limit and 3 in the rotational limit. Because the results for *sp* bosons and for *sd* bosons are similar, below we give only the results for *sd* bosons.

In [23], Bijker and Frank calculated the low-lying states within the *sd* IBM using the TBRE Hamiltonians. They showed that there are around 60% cases with  $I = 0$  ground states, among which most cases have  $R > 1$ . With the boson number  $n$  increasing from 3 to 10, two sharp peaks emerge at  $R \sim 2.0$  and 3.3.

Figure 18 plots the probability distribution of  $R$  with boson number  $n=3, 6, 10, 16$ . A correlation between  $R$  and  $\frac{B(E2, 4_1^+ \rightarrow 2_1^+)}{B(E2, 2_1^+ \rightarrow 0_1^+)}$  is shown in Fig. 19 for  $n = 16$ , where one-body interactions are also included.

The remarkable rotational peak obtained in Ref. [23, 24] suggested that the key for obtaining a rotational peak from a random Hamiltonian might be to restrict the space to a collective subspace built from the lowest  $S$  and  $D$  pairs, since these are the objects which are represented in the IBM by  $s$  and  $d$  bosons [16]. To see whether this is true, calculations in the truncated  $SD$ -pair space were carried out in [66] through the use of the nucleon pair approximation of the shell model (NPA) [67, 68] and a general TBRE Hamiltonian defined in Eq. (3).

Figure 20 shows the distribution of  $R$  values for six identical nucleons in the  $sd$ ,  $pf$  and  $sdg$  shells, respectively. One sees that the distribution of  $R$  values in the  $sd$  shell within an  $SD$  subspace is similar to that obtained in the full shell model space [64] – a broad distribution extending to  $R \sim 1.3$ . When one goes to larger shells, the distributions become sharper, and shift to the right from the  $sd$  shell ( $R \sim 1.3$ ) to the  $sdg$  shell ( $R \sim 1.91$ ). Nevertheless, no sharp peak at  $R \sim 3.33$  appears, even though the distribution does extend to that region. From this it is concluded that generic collectivity in the shell model does not seem to emerge from pair truncation of the space alone. Furthermore, statistically the full shell model space and the  $SD$  truncated subspace defined here give essentially the same results for a general two-body interaction.

### 5.3.2 A generic rotation in the $SD$ -pair subspace

Figure 21 shows results for six identical nucleons in the  $sd$  shell based on a sum of three interaction terms, monopole pairing, quadrupole pairing and quadrupole-quadrupole. When all three interaction strengths are treated on the same footing, one arrives at the distribution of  $R$  values shown in Fig. 21(a). In this case, no sharp rotational peak is observed. Instead, a peak appears around  $R \sim 1.3$ , with a long tail extending to  $R \sim 3.1$ . If the  $Q \cdot Q$  strength parameter  $\kappa$  is artificially enhanced

by a factor  $\epsilon$ , one arrives at the results shown in Figs. 19 b-d. As  $\epsilon$  is increased, i.e. as the quadrupole-quadrupole strength is enhanced, a peak at  $R \sim 3.1$  gradually appears. On the other hand, the probability of  $R > 3.1$  remains very small.

As the size of the shell is progressively increased, the peak at  $R \sim 1.3$  gradually disappears and another peak, very close to  $R \sim 3.3$ , emerges. This is illustrated in Fig. 22 for six identical nucleons in the *pf*, *sdg*, *pfh*, and *sdgi* shells with  $\epsilon = 1.0$ . For a large shell, the peak at  $R \sim 3.3$  becomes very well pronounced. (It is noted that the quadrupole correlations are implicitly enhanced by a factor  $\sim \mathcal{R}^2 \sim (n + 3/2)^2$ . The  $G_2$  and  $\kappa$  are in units of  $\text{MeV}/fm^4$ , and  $G_0$  is in units of  $\text{MeV}$ .) When we examine the calculated results more carefully, it was found [66] that when  $R \sim 3.33$ , the ratio of  $(E_{6_1^+} - E_{0_1^+})/(E_{2_1^+} - E_{0_1^+})$  is also very compact and close to 7, the value in the rotational limit.

As fingerprints of occurrence of rotational collectivity discussed above, ratios of the E2 transition rates of 6 nucleons in the *sdgi* shell (cf. Fig. 22 (d) ) are examined. According to the Elliott Model [69], the ratio  $\frac{B(E2, 4_1^+ \rightarrow 2_1^+)}{B(E2, 2_1^+ \rightarrow 0_1^+)}$  is 1.35 for the *sdgi* shell (this ratio is 1.16 in the IBM for 3 bosons), and  $\frac{B(E2, 2_2^+ \rightarrow 2_1^+)}{B(E2, 2_1^+ \rightarrow 0_1^+)} = \frac{B(E2, 0_2^+ \rightarrow 2_1^+)}{B(E2, 2_1^+ \rightarrow 0_1^+)} = \frac{B(E2, 2_2^+ \rightarrow 0_1^+)}{B(E2, 2_1^+ \rightarrow 0_1^+)} = 0$ . Fig. 23 shows these ratios vs.  $R$ . It is seen that there is a strong correlation between  $R$  and the ratios of these E2 transition rates. One sees a concentration of the points near the coordinates  $(R, \frac{B(E2, 2_2^+ \rightarrow 2_1^+)}{B(E2, 2_1^+ \rightarrow 0_1^+)}) = (3.3, 0)$ ,  $(R, \frac{B(E2, 0_2^+ \rightarrow 2_1^+)}{B(E2, 2_1^+ \rightarrow 0_1^+)}) = (3.3, 0)$ ,  $(R, \frac{B(E2, 2_2^+ \rightarrow 0_1^+)}{B(E2, 2_1^+ \rightarrow 0_1^+)}) = (3.3, 0)$ , and  $(R, \frac{B(E2, 4_1^+ \rightarrow 2_1^+)}{B(E2, 2_1^+ \rightarrow 0_1^+)}) = (3.3, 1.3)$  in Figs. 22a-d, respectively.

Based on the above results it was concluded that rotational motion is related closely to the form of the two-body interaction. In particular, for systems of identical nucleons there must be a strong quadrupole-quadrupole component in the interaction for a rotational peak to emerge.

### 5.3.3 Rotations using displaced random forces

The philosophy that that generic rotation requires the Hamiltonian to have some specific features was also discussed by Velázquez and Zuker. As shown in [44, 61, 75],

the B(E2) enhancement is not produced by the TBRE Hamiltonians. To simulate the coherence [44], Velázquez and Zuker took a displaced TBRE which is centered at a negative constant  $c = -|c|$ . Thus the displaced TBRE of Velázquez and Zuker is attractive on the average. This idea can be traced back to the fact that realistic interactions in the  $pf$  shell, such as the KB3, have asymmetric distributions with a long tail for negative values [70].

In [44], Velázquez and Zuker took the TBRE displaced by different values of  $c$ , and found a consistent buildup of B(E2) values as well as a consistent increase of  $P(0)$  as  $c$  decreases from 0 to  $-3$  in the  $(f_{7/2}p_{3/2})$  space in which  $\delta_j = j_1 - j_2 = 7/2 - 3/2 = 2$ .  $R = 3.3$  was found to be clearly favored, with exceptions in the  $(f_{7/2}p_{3/2})$  space but no exception in the space of the full  $pf$  shell.

Velázquez and Zuker also suggested that the solution of the sign coherence is to define the displaced TBRE in the  $LS$  coupling scheme instead of the  $j - j$  coupling scheme defined above <sup>7</sup>. In order to have other forms of collectivity such as rotation, they suggested a possibly convenient way, i.e., to randomize the single-particle energies with the two-body matrix elements fixed.

### 5.3.4 A short summary

To summarize this subsection, it is found that in a truncated  $SD$ -pair subspace vibrations arise generically for the general TBRE Hamiltonians but rotations do not. With appropriate restrictions on the form of the Hamiltonian, collective rotations appear, as for  $sd$  boson systems [23, 24]. In [23, 24], the TBRE Hamiltonians with 7 or 8 independent parameters was used in a space of  $s$  and  $d$  bosons, while the TBRE Hamiltonians with only 3 parameters are used for  $SD$ -pair subspace built by nucleons in many- $j$  shells. Not surprisingly, the quadrupole-quadrupole interaction seems to play a key role in obtaining a peak at  $R \sim 3.33$ . In another option discussed in [44, 61], a negatively displaced TBRE is also able to produce a generic rotation as well as an enhanced B(E2) transition rate.

---

<sup>7</sup>It is noted, however, that sign coherence is not dispensable to have B(E2) enhancement

It is interesting to discuss why the IBM with the TBRE Hamiltonian are able to give rise to rotations, while the shell model truncated to  $SD$  pairs cannot. The answer may lie in the fact that the interacting boson model should not be thought of as simply a pair truncation of the shell model space, but rather as a truncation of the model space that arises from *the dominance of quadrupole correlations*. Thus, the interacting boson model, whether modeled by a random Hamiltonian or not, is already a consequence of quadrupole and pairing correlations. There is no inconsistency, therefore, between the results of [23, 24] on the interacting boson model and those reported in Ref. [66].

## 5.4 Constraints on random interactions in nuclei

As discussed above, both in the shell model and the interacting boson model, random interactions such as the TBRE Hamiltonians reproduce many features of nuclear spectra. However, interactions between nucleons are not random. A very apparent difference between the results obtained by using random interactions and nuclear data is that the  $P(0)$  of even-even nuclei is 100%, while for the TBRE Hamiltonians it is typically 50–70%. Therefore, although many properties survive as interactions become random, one would like to know, as was asked in [64], how arbitrary a set of interactions can be.

The IBM is a very proper tool to study this context because of its simplicity. Kusnezov, Zamfir, and Casten [71] pioneered this aspect of random interactions within the framework of the interacting boson model (IBM). One of the features discerned in [71] is that for bosons with  $n = 3-9$  the experimental values of  $R$  show a peak at 2.3 while the random interactions tend to give a peak at  $\sim 2$ , which points to specific range of interactions. These authors used a schematic  $sd$  boson Hamiltonian,  $H_{\epsilon,\kappa} = \epsilon n_d - \kappa Q \cdot Q$ , of the extended consistent  $Q$  formalism proposed by Warner and Casten [72], where  $Q = s^\dagger \tilde{d} + d^\dagger s + \chi \left( d^\dagger \tilde{d} \right)^{(2)}$ , and showed statistical ranges of  $\epsilon/\kappa$  and  $\chi$  values which give  $R$  in the range of 2.2-2.4 for seven  $sd$  bosons.

A similar study with the geometric collective model (GCM) [73] was presented

by Zhang, Zamfir, Casten and Caprio [74]. Their calculations showed that the experimental values of  $R$  constrains some ratios between the parameters in the GCM potential.

This problem was also studied in the shell model, which is more profound but more difficult to handle. In [75], Horoi, Brown, and Zelevinsky took a system of eight nucleons in the  $sd$  shell, the case corresponding to the  $^{24}\text{Mg}$  nucleus. On one hand they confirmed the  $I = 0, T = 0$  ground state predominance by using random interactions uniformly distributed between  $-1$  and  $1$ , and on the other hand, the overlap between the  $I = 0, T = 0$  ground states obtained by random interactions and those obtained by realistic effective interactions are about  $0.02$  on the average. The  $B(E2)$  values for the transitions between the first  $2^+$  state and the  $I = 0, T = 0$  ground state obtained by random interactions are typically one order of magnitude smaller than those obtained by realistic effective interactions, indicating that collectivity of those states is not significant for the case of by random interactions in contrast to the case of realistic effective interactions. An extensive comparison between the collectivity arising from random interactions and experimental data will not be possible in the near future because of the huge space of the shell model.

## 5.5 Summary of this section

In this section we reviewed interesting results of correlations among low-lying states, the behaviors of average energies, and generic rotations in the presence of random interactions.

There are different kinds of correlations which were discussed in the references. Velázquez and collaborators found [61] that to a very large extent the normal ordering of  $I$  can be kept when one change the Hamiltonian from the realistic effective interactions to the TBRE Hamiltonians. A second kind of correlation was discussed in [20, 39]. In [20], Johnson and collaborators found that for the case of the  $sd$  shell the pair-transfer fractional collectivity, i.e., the matrix elements (after normalization) of the  $S$  pair operator between the  $0$  g.s. of even numbers of fermions with

mass number differing by two, is large. For the case of single- $j$  shell with small  $j$ , the transfer amplitude of the  $S$  pair operator for the 0 g.s. is very large (almost 1) [39]. These results are impressive— although for a larger single- $j$  shell the low seniority chain was found to fail— but their origin is not known yet. A third correlation was noticed in [39], where it was found that for the case of the single- $j$  shell the staggering of  $P(0)$  for four fermions is very similar to that for six fermions and to the staggering of the  $P(j)$ 's for five and seven fermions. A fourth correlation was discussed in the pioneering work by Johnson et al. [19], where a so-called “non-collective” rotation in the spectrum was found.

The feature of the energy centroids  $\bar{E}_I$  for fixed  $I$  was discussed by many authors [28, 29, 44, 50, 52, 54, 59]. It was found that the probability for an energy centroid with angular momenta  $I$  to be the lowest is large if  $I \sim I_{\min}$  or  $\sim I_{\max}$ . The  $I(I+1)$  behavior appears when one divides the TBRE Hamiltonians into two cases:  $\bar{E}_I$  with  $I \sim I_{\min}$  being the lowest or  $I \sim I_{\max}$  being the lowest. These observations were explained to originate from the quasi-randomness of two-body coefficients of fractional parentage.

The generic vibration and rotation was discovered by Bijker and Frank in  $sp$  and  $sd$  boson systems [23, 24]. However, the rotation mode does not appear in the case of fermionic degrees of freedom if one takes the general TBRE Hamiltonians. Additional requirements are necessary. Up to now two models revealed a rotation using the TBRE Hamiltonians: a displaced TBRE with average attractive forces [44], and a separable interaction with quadrupole-quadrupole force [66].

It is very interesting and important to study how arbitrary the random interactions can be in the context of nuclear physics. This was done by Kusnezov et al. [71] within the framework of the IBM, Zhang et al. [74] within the geometric collective model. These calculations obtained the constraints on the random interaction parameters of these models in order to produce general behaviors exhibited by nuclei. Within the framework of the shell model, Horoi et al. found [75] that the collectivity in the 0 g.s. obtained by random interactions is too small in comparison

to those obtained by realistic interactions. It would be a very difficult problem to study the constraints of random interactions for the shell model because of the huge dimensionality involved in the model space.



## 6 Discussion and conclusion

As was emphasized by Feshbach [76], the studies of atomic nuclei provide us with many “universals” of the physical world. In this article, we have shown that the features exhibited in the low-lying states of microscopic many-body systems in the presence of random interactions provide us with a window to look at common patterns of low-lying states of microscopic systems in nature. The discovery and understanding of these interesting patterns are very exciting fields in physics.

The present subject of many-body systems interacting via the TBRE forces was stimulated by the work of Johnson, Bertsch and Dean [19]. Their discovery of angular momentum zero ground state (0 g.s.) dominance in the presence of random interactions is both surprising and interesting, and sparked off a sudden interest on revisiting the role played by attractive pairing interactions in the ground states of even-even nuclei. This discovery also led to a number of other discoveries, for example, the generic collectivity of the vibron model and the IBM.

In Sec. 2 we presented typical results for the  $I$  g.s. probabilities  $P(I)$  of various systems, including fermions in a single- $j$  shell or a many- $j$  shell,  $d$ -,  $sp$ -,  $sd$ - and  $sdg$ -boson systems. In systems with an even number of fermions the 0 g.s. probability is usually dominant with few exceptions, while for an odd number of fermions, where one should be aware that there is no  $I = 0$  state, the  $I = j$  ( $j$  is one of the angular momentum of single-particle states) probability is large. For systems with even numbers of bosons the 0 g.s. probability is large, while for systems with odd numbers of bosons the probability for  $I = l$  ( $l$  is one of spins for bosons) g.s. is larger than for  $I = 0$  g.s. in many cases, although there may be  $I = 0$  states in these systems. The pattern of  $P(I)$ 's is sensitive to the displacement of the TBRE, namely, the  $P(I)$ 's obtained by using the TBRE Hamiltonians and those obtained by using the displaced TBRE Hamiltonians may be very different, except for the case of a single- $j$  shell and the case of bosons with spin  $l$ , where the displacement does not change  $P(I)$ 's. The parity distribution in the ground states for the TBRE interactions was found to be similar to the case of realistic nuclei.

The even-odd staggering of binding energies is also very robust in the presence of random interactions. As for a higher rank of random interactions, the only result [24] was on the  $sd$  bosons, for which it was shown that the features obtained by the TBRE Hamiltonians are robust if the number of bosons is much larger than the rank of the Hamiltonian. Few discussions have been done for other systems, however.

In Sec. 3 we showed the  $P(I)$ 's of some simple systems which can be studied exactly or satisfactorily. A few techniques were developed: the first one is for the cases in which the eigenvalues depend linearly on the two-body interactions for the systems such as  $d$ -boson systems or fermions in a  $j \leq 7/2$  shell; the second technique is for the  $sp$ -,  $sd$ -boson systems for which one can classify the two-body interactions according to different geometric shapes; the third technique is a phenomenological approach in which one needs to know the lowest state for each case where one particular two-body matrix element is  $-1$  and all others are zero. We also presented discussions on  $sp$ -boson systems based on random polynomials. For some systems such as four fermions in a single- $j$  shell and four bosons with spin  $l$ , an argument was given based on the feature that the eigenvalues of  $I = 0$  states converge to one value if only one of the two-body matrix elements is switched on.

In Sec. 4 we reviewed results of more complicated systems, for which no fundamental theory is available. However, an empirical recipe to predict the  $P(I)$ 's without random interactions was suggested, which indicates that the 0 g.s. dominance comes from two-body interactions which give  $I = 0$  ground states when one of the interactions is set to  $-1$  and the others are switched off. Some features of  $I_{\max}$  g.s. probabilities were noticed and discussed for both fermions and bosons. Energy gaps of 0 g.s. and matrix elements of  $I = 0$  states, which might be helpful in understanding the 0 g.s. dominance, were discussed. Some by-products were found. For example, the angular momentum of the lowest state for fermions in a single- $j$  shell with only  $G_2 = -1$  and others zero exhibits very simple and interesting systematics. We also discussed the arguments by using the width of eigenvalues for angular momentum  $I$  states and time reversal invariance of the Hamiltonian.

We also gave the other views, such as the “universal” gap [55], the different energy scales of  $I$  states [56], the structure of wavefunctions [57], which might be useful in understanding the 0 g.s. dominance, although it is not clear yet how one may apply these results to predict the  $P(0)$ .

In Section 5, the correlation between ground states and excited states, the large probability of the normal ordering of  $I$  in the presence of the TBRE Hamiltonians, correlations using the  $S$  pair operator between 0 g.s. of systems with particle numbers differing by two, the correlations between  $P(0)$ ’s of systems with even numbers of fermions and  $P(j)$ ’s of systems with odd numbers of fermions in single- $j$  shells were reviewed. The average energies of yrast states and the energy centroids of  $I$  states were found to follow an  $I(I + 1)$  behavior, and the features of energy centroids of  $I$  states were well explained by the randomness of two-body coefficients of fractional parentage. The geometric chaoticity which is related to the regularities of energy centroids was reviewed recently by Zelevinsky and Volya [9].

It was discovered that in the  $sp$ - and  $sd$ -boson systems vibrations and rotations are generic. As for fermionic degrees of freedom, one needs additional requirements in order to contrive an ensemble that generically exhibits rotational behavior. Here two recipes were given: one using a separable interaction including a strong quadrupole-quadrupole component, and another one using an displaced TBRE (negative on average).

We also discussed in Sec. 5 the constraints of the TBRE parameters in the Hamiltonian for the  $sd$  interacting boson model and geometric collective model in order to obtain a global agreement with the features exhibited by atomic nuclei.

Many problems are left open. An important but difficult one is the understanding of the features of the  $P(I)$ ’s, in particularly the 0 g.s. dominance in many-body systems in the presence of the TBRE Hamiltonians, in a unified and convincing picture. A fundamental theory which is applicable to general cases is not yet available. The geometric structure of simple systems (say,  $d$  bosons) and analysis of  $sp$  and  $sd$  bosons using a mean field approach [24, 33] cannot be generalized to more

complicated system in a straightforward way. The argument used for four fermions in a single- $j$  shell [32, 48] cannot be generalized to eight particles in a single- $j$  shell and other cases, although it is also valid for six fermions in a single- $j$  shell when  $j$  is large.

The empirical recipe of [38, 39] was found reasonably applicable to all cases. However, the microscopic foundation of this recipe is not well understood and thus deserves further investigations, although the phenomenology was discussed in this paper.

The available “understandings” of origin of the 0 g.s. dominance of simple systems discussed in Sec. III are not unified. It is therefore interesting to “unify” the previous arguments. For instance, one may ask what the common features are for the systems for which the 0 g.s. dominance appears in the presence of random interactions, because the 0 g.s. dominance is not a “rule”: there are counter examples.

The correlations and systematics of average energies of the yrast band discussed in Refs. [19, 61] are interesting observations but without a more fundamental understanding. There have been no efforts in this direction up to date.

Two recipes were presented in order to get a generic rotational motion in fermion systems, but it was not known what the “minimum” requirement of the rotational collectivity for fermion systems in the presence of random interactions is.

Up to now, all the calculations have been done either for fermions or for bosons. It is very interesting to study systems in which one has both fermions and bosons and the interplay between the two types of degrees of freedom in the presence of random interactions.

In parallel to the studies in the context of the nuclear structure discussed in this paper, interesting features of randomly interacting quantum systems have been discussed, such as metallic clusters [25], quantum dot [77] and etc. [58, 78]. These works suggests that quantum systems or dynamics of many-body systems in the presence of random interactions is an interdisciplinary and new field in theoretical

physics. As another impressive example, a hint was given [79] that the random matrices may hold the key to the understanding of the Riemann  $\zeta$  function, which is helpful in studying the prime numbers.

As pointed out in a feature article by Bijker and Frank [80], *the study of random phenomena in nature is too important to be left to chance*, and the regularities exhibited in low-lying states of many-body systems and the understanding of them are one of the most essential components of the full story.

**Acknowledgement** The authors would like to thank Dr. R. Bijker for his allowing us to use Figures 18 and 19, which were taken from his papers. We are also grateful to Drs. W. Bentz, R. Bijker, N. D. Dang, J. N. Ginocchio, and V. K. B. Kota for their reading of this manuscript. We gratefully acknowledge interesting discussions with Drs. R. Bijker, R. F. Casten, N. D. Dang, S. Drozd, A. Frank, J. N. Ginocchio, V. Isacker, C. Johnson, V. K. B. Kota, B. R. Mottelson, S. Pittel, N. Shimizu, I. Talmi, V. Zelevinsky, and A. Zuker.

TABLE I. The 0 g.s. probabilities for different random ensembles, as compared to the percentage of all states in the model spaces that have these quantum numbers. Data are taken from Table *I* of Ref. [20].

Nucleus	TBRE	RQE	RQE-NP	RQE-SPE	$I = 0$ (total space)
$^{20}\text{O}$	50%	68%	50%	49%	11.1 %
$^{22}\text{O}$	71%	72%	68%	77%	9.8%
$^{24}\text{O}$	55%	66%	51%	78%	11.1%
$^{44}\text{Ca}$	41%	70%	46%	70%	5.0%
$^{46}\text{Ca}$	56%	76%	59%	74%	3.5%
$^{48}\text{Ca}$	58%	72%	53%	71%	2.9%

TABLE II. The parity distribution of the ground states of atomic nuclei. We included all ground state parities of nuclei with mass number  $A$  larger than 120. The data are taken from [42].

counts	even-even	odd- $A$	odd-odd
verified (+)	361	182	68
verified (-)	0	164	78
unverified (+)	0	109	53
unverified (-)	0	109	53

TABLE III. The probability of each state to be the ground state, and the distribution width of each eigen-energy in the case of  $j = 7/2$  shell with four fermions. All the states are labeled uniquely by their angular momenta  $I$ . The probabilities of the row “TBRE” are obtained by 1000 runs of the TBRE Hamiltonians, and those of “pred1.” are obtained by integrals such as Eq. (10) for  $0^+$  state of  $n = 4, j = \frac{7}{2}$  case. The row “pred2.” is obtained by the empirical prescription. The row “exact” is obtained by the geometry method proposed by Chau et al. [45]. The distribution width,  $g_{I(v)}$ , of each eigen-energy, is listed in the last row.

$I(v)$	0(0)	2(2)	2(4)	4(2)	4(4)	5(4)	6(2)	8(4)
TBRE	19.9%	1.2%	31.7%	0.0%	25.0%	0.0%	0.0%	22.2%
pred1.	18.19%	0.89%	33.25%	0.00%	22.96%	0.00%	0.02%	24.15%
pred2.	14.3%	0%	28.6%	0%	28.6%	0	0%	28.6%
exact	18.33%	1.06%	33.22%	0%	23.17%	0	0.05%	24.16%
$g_{I(v)}$	3.14	3.25	4.12	3.45	3.68	3.62	3.64	4.22

TABLE IV. The angular momenta which give the largest (smallest) eigenvalues when  $c_l = -1$  and other  $c_{l'}$  ( $l' \neq l$ ) parameters are 0 for  $d$  boson systems.

$n$	$c_0(\text{min})$	$c_2(\text{min})$	$c_2(\text{max})$	$c_4(\text{min})$	$c_4(\text{max})$
$6\kappa$	0	0	$I_{\text{max}}$	$I_{\text{max}}$	0
$6\kappa+1$	2	2	$I_{\text{max}}$	$I_{\text{max}}$	2
$6\kappa+2$	0	2	$I_{\text{max}}$	$I_{\text{max}}$	2
$6\kappa+3$	2	0	$I_{\text{max}}$	$I_{\text{max}}$	0
$6\kappa+4$	0	2	$I_{\text{max}}$	$I_{\text{max}}$	2
$6\kappa+5$	2	2	$I_{\text{max}}$	$I_{\text{max}}$	2

TABLE V. The angular momenta which give the lowest eigenvalues when  $G_J = -1$  and all other two-body matrix elements are 0 for 4 fermions in single- $j$  shells.

$2j$	$G_0$	$G_2$	$G_4$	$G_6$	$G_8$	$G_{10}$	$G_{12}$	$G_{14}$	$G_{16}$	$G_{18}$	$G_{20}$	$G_{22}$	$G_{24}$	$G_{26}$	$G_{28}$	$G_{30}$
7	0	4	2	8												
9	0	4	0	0	12											
11	0	4	0	4	8	16										
13	0	4	0	2	2	12	20									
15	0	4	0	2	0	0	16	24								
17	0	4	6	0	4	2	0	20	28							
19	0	4	8	0	2	8	2	16	24	32						
21	0	4	8	0	2	0	0	0	20	28	36					
23	0	4	8	0	2	0	10	2	0	24	32	40				
25	0	4	8	0	2	4	8	10	6	0	28	36	44			
27	0	4	8	0	2	4	2	0	0	4	20	32	40	48		
29	0	4	8	0	0	2	6	8	12	8	0	24	36	44	52	
31	0	4	8	0	0	2	0	8	14	16	6	0	32	40	48	56

TABLE VI. Same as Table V for  $sd$ -boson systems. The angular momentum  $I$  corresponding to  $e_{sd sd} = -1$  is omitted because it always presents degenerate levels for many  $I$  states.

$n$	$e_{ssss}$	$e_{sddd}$	$e_{ssdd}$	$c_0$	$c_2$	$c_4$
6	0	0	0	0	0	$I_{\max}$
7	0	0	0	2	2	$I_{\max}$
8	0	0	0	0	2	$I_{\max}$
9	0	0	0	2	0	$I_{\max}$
10	0	0	0	0	2	$I_{\max}$
11	0	0	0	2	2	$I_{\max}$
12	0	0	0	0	0	$I_{\max}$
13	0	0	0	2	2	$I_{\max}$
14	0	0	0	0	2	$I_{\max}$
15	0	0	0	2	0	$I_{\max}$
16	0	0	0	0	2	$I_{\max}$



TABLE VII. The coefficients  $\bar{\alpha}_I^J$  and  $\mathcal{P}(I)$  for 4 fermions in a  $j = \frac{9}{2}$  shell. Bold font is used for the largest  $\bar{\alpha}_I^J$ , and italic for the smallest  $\bar{\alpha}_I^J$  for a given  $J$ . The probabilities in the column “pred1.” are obtained by integrals similar to Eq. (7) in Ref. [17], and those in the column “pred2.” are obtained by the approach discussed in Ref. [16]. The  $\mathcal{P}(I)$ ’s in the last column “TBRE” (in %) are obtained by diagonalizing the TBRE Hamiltonians with 1000 runs. We take both the smallest and the largest  $\bar{\alpha}_I^J$  when counting  $\mathcal{N}_I$ .

$I$	$G_0$	$G_2$	$G_4$	$G_6$	$G_8$	pred1.(%)	pred2.(%)	$\mathcal{P}(I)$
0	<b>0.80</b>	0.35	1.74	2.11	1.01	11.97	10.0	10.2
2	0.30	<b>1.39</b>	1.45	<i>1.29</i>	1.56	14.51	21.6	15.4
3	<b>0.00</b>	0.36	<b>2.28</b>	<b>2.63</b>	<i>0.71</i>	28.17	31.6	28.9
4	0.20	1.07	1.38	1.91	1.44	1.74	0	1.7
5	<b>0.00</b>	1.00	1.59	1.84	1.57	0.30	1.6	0.6
6	0.20	0.79	1.50	1.58	1.93	0.22	0	0.3
7	<b>0.00</b>	1.20	1.09	1.40	2.31	3.44	1.6	3.2
8	0.30	0.48	1.05	1.82	2.36	0.03	0	0
9	<b>0.00</b>	0.17	1.33	2.12	2.38	0.01	1.6	0
10	<b>0.00</b>	0.70	0.69	1.41	3.21	6.76	1.6	8.7
12	<b>0.00</b>	<i>0.00</i>	<i>0.52</i>	1.69	<b>3.78</b>	32.64	31.6	31.0

**Figure captions:**

FIG. 1 Probabilities of  $I^+$  ground states for different  $j$  shells with 4 particles. All probabilities are obtained from 1000 runs of the TBRE.

FIG. 2 Same as Fig. 1 for  $n=5$ .

FIG. 3 The  $I$  g.s. probabilities vs.  $l$  of four bosons with spin  $l$ . The results are obtained by 1000 runs of the TBRE Hamiltonians, except that we present the  $P(0)$ 's (open squares) predicted by a prescription given in Ref. [25], showing that the approach of Ref.[25] is reasonably applicable to bosons with spin  $l$ .

FIG. 4 The  $P(0)$ 's of  $n = 4, 6$  and  $P(j)$ 's of  $n = 5, 7$  fermions in a single- $j$  shell. The  $P(0)$ 's of systems with even numbers of fermions and  $P(j)$ 's of systems with odd numbers of fermions stagger synchronously at  $\delta_j = 3$  when  $j$  is small and seem to saturate when  $j$  becomes large.

FIG. 5 The  $I = 0$  and  $I = l$  g.s. probabilities versus  $n$  for  $l = 3, 4, 5$ , and 6. One sees that  $P(0)$  is in general smaller than the corresponding  $P(l)$  when  $n$  is an odd number, indicating that the 0 g.s. dominance might be associated with an odd-even effect of boson number.

FIG. 6 The  $I$  g.s. probabilities of  $d$  bosons. The boson number  $n$  runs from 4 to 44. Only states with  $I = 0, 2$ , and  $I_{\max} = 2n$  are possible as ground states. The 0 g.s., 2 g.s. and  $I_{\max} = 2n$  g.s. probabilities are very near to 0, 20%, 40% or 60%. The  $P(0) \sim 0$  in  $d$ -boson systems with  $n_d = 6\kappa \pm 1$ . The predicted  $P(I)$ 's (open squares) are well consistent with those (solid squares) obtained by diagonalizing the TBRE Hamiltonians. All regularities are explained by the reduction rule of  $U(5) \rightarrow O(3)$ .

FIG. 7 Polygons corresponding to several systems of five bosons. Each state is represented by a dot. The dots inside the polygon never come to the ground, and the g.s. probability of each state of the vertex is determined by Eq. (20).

FIG. 8 The  $P(0)$ ,  $P(1)$  and  $P(n)$  of  $sp$  bosons. The results are obtained by 1000 runs of the TBRE Hamiltonians.

FIG. 9 The  $P(0)$ 's of fermions in a single- $j$  shell. Solid squares are obtained from 1000 runs of the TBRE Hamiltonians. The open squares are predicted  $P(0)$ 's. a)  $n = 4$ ; b)  $n = 6$ . solid triangles in a) are obtained from an empirical formula, Eq. (31).

FIG. 10 Fermions in a two- $j$  shell with  $(j_1, j_2) = (\frac{7}{2}, \frac{5}{2})$ .  $n = 4, 5, 6, 7$  in a), b), c) and d), respectively. Solid squares are obtained by 1000 runs of the TBRE Hamiltonians and open squares are predicted by the approach of the paper [25].

FIG. 11 The  $P(0)$ ,  $P(2)$  and  $P(I_{\max})$  of  $sd$ -boson systems. Solid symbols are  $P(I)$ 's obtained from 1000 runs of the TBRE Hamiltonians. Open symbols are  $P(I)$ 's predicted by the approach of the paper [22]. Only  $I = 0, 2, I_{\max}$  g.s. probabilities are included. All other  $P(I)$ 's obtained by diagonalizing the TBRE Hamiltonians are close to zero, and the predicted  $P(I)$ 's are zero.

FIG. 12 4 fermions in a  $j = \frac{17}{2}$  shell. a) The  $I_{\max}$  g.s. probabilities with  $G_{16} = \pm 1$  ( $J_{\max} = 16$ ) and all other  $G_J$  being a TBRE multiplied by  $\epsilon$ ; b) The 0 g.s. probabilities with  $G_0 = \pm 1$  and all other  $G_J$  being the TBRE Hamiltonians multiplied by  $\epsilon$ .

FIG. 13 Calculated  $I_{\max}$  g.s. probabilities vs.  $j$  and  $l$ . The solid line plots the results of the  $1/N$  relation whereas the other results were obtained by diagonalizing the TBRE Hamiltonians. (a) Fermions in a single- $j$  shell; (b) fermions in two- $j$  shells; (c) bosons with spin  $l$ . One sees that the  $1/N$  relation applies well to the fermions in a single- $j$  shell but underestimates the  $P(I_{\max})$  for bosons with spin  $l$  when  $l$  becomes large.

FIG. 14 The seniority distribution in the angular momentum  $I = 0$  ground states. No bias of low seniority is observed in these systems with four and six fermions in a single- $j$  shell, which indicates that the contribution to the total 0 g.s. beyond a low seniority chain may be more important.

FIG. 15 Typical behaviors of the  $\mathcal{P}(I)$ 's: a) single- $j$  ( $j = \frac{15}{2}$ ) with 4 fermions, b) two- $j$  shell  $(2j_1, 2j_2) = (11, 7)$  with 6 fermions, c) 6- $sdg$  bosons, d) single- $j$  ( $j = \frac{9}{2}$ ) with 5 fermions.

FIG. 16 Typical behavior of  $\langle \bar{E}_I \rangle_{\min}$  vs.  $I(I+1)$ . The  $\langle \bar{E}_I \rangle_{\min}$ 's are obtained by averaging over all  $\bar{E}_I$  given by diagonalizing the TBRE Hamiltonians, with the requirement that  $I \sim I_{\min}$  g.s. a). twenty  $d$  bosons; b) ten  $sd$  bosons; c) single- $j$  shell with  $j=17$  and  $n = 4$ , and d) a two- $j$  shell with  $j_1 = 5/2, j_2 = 7/2$ , and  $n=4$ . The reversed cases, i.e., the  $I \sim I_{\max}$  g.s., are very similar to the cases of  $I \sim I_{\min}$  g.s..

FIG. 17 Correlation between  $\sqrt{\mathcal{J}}$  and  $j = \sqrt{\sum_i j_i^2}$ . It is indicated that  $\mathcal{J}$  is approximately proportional to  $\sum_i j_i^2$  for  $d$ - and  $sd$ -bosons, and fermions in a single- $j$  shell, with  $\mathcal{J}$  for many- $j$  shells and  $sdg$  bosons shifted very slightly to the right.

FIG. 18 Distribution of  $R$  of  $sd$  bosons in the presence of random two-body interactions with  $n=3$  (dash-dotted), 6 (dotted), 10(dashed) and 16 (solid).

FIG. 19 Correlation between  $R$  and  $\frac{B(E2, 4_1^+ \rightarrow 2_1^+)}{B(E2, 2_1^+ \rightarrow 0_1^+)}$  for sixteen  $sd$  bosons with one-body and two-body random interactions. It is seen that  $(R, \frac{B(E2, 4_1^+ \rightarrow 2_1^+)}{B(E2, 2_1^+ \rightarrow 0_1^+)})$  converge around two points: (2.0, 2.0) which is characteristic for vibrational motion and  $(3.3, \frac{10}{7})$  which is characteristic for rotational motion in the large  $n$  limit of the IBM.

FIG. 20 The distribution of  $R$  values for six identical nucleons interacting by the general TBRE Hamiltonians in a) the  $sd$  shell, b) the  $pf$  shell, and c) the  $sdg$  shell. We plot the distribution of  $R$  using the counts of  $R$  between  $R - 0.05$  and  $R$  in the cases of angular momentum 0 ground states.

FIG. 21 The distribution of  $R$  values for six identical nucleons in the  $sd$  shell interacting by a random Hamiltonian containing monopole pairing, quadrupole pairing, and quadrupole-quadrupole forces. The strength  $\kappa$  of the quadrupole-quadrupole interaction is multiplied by a factor  $\epsilon$  to assess the importance of the quadrupole-quadrupole interaction.

FIG. 22 The distribution of  $R$  values for six identical nucleons interacting by a random Hamiltonian containing monopole pairing, quadrupole pairing, and quadrupole-quadrupole forces for a) the  $pf$  shell, b) the  $sdg$  shell, c) the  $pfh$  shell, and d) the  $sdgi$  shell. In all cases,  $\epsilon = 1.0$ .

FIG. 23 Correlation between ratios of E2 transition rates and  $R$  for the same calculations as in figure 3d. The inserts in panels a), b) and d) focus on the results in the critical region from  $R = 1.5$  to 4.5.

## References

- [1] E.P. Wigner, Ann. Math. **67** (1958) 325.
- [2] J. French and S. Wong, Phys. Lett. **B 33** (1970) 449.
- [3] O. Bohigas and J. Flores, Phys. Lett. **34 B** (1970) 261.
- [4] T. A. Brody, J. Flores, J. B. French, P. A. Mello, A. Pandey, and S.S.M. Wong, Rev. Mod. Phys. **53** (1981) 385.
- [5] T. Guhr, A. Mueller-Groeling, and H.A. Weidenmueller, Phys. Rep. **299** (1998) 189.
- [6] D. J. Dean, M. Hjorth-Jensen, Rev. Mod. Phys. **75** (2003) 607.
- [7] V. K. B. Kota, Phys. Rep. **347** (2001) 223.
- [8] N. Zelevinsky, B. A. Brown, N. Frazier, and M. Horoi, Phys. Rep. **276** (1996) 85.
- [9] V. Zelevinsky and A. Volya, nucl-th/0309071.
- [10] M. G. Mayer, Phys. Rev. **75** (1949) 1969.
- [11] J.H.D. Jensen, J. Suess, and O. Haxel, Die Naturwissenschaften **36** (1949) 155.
- [12] O. Haxel, J.H.D. Jensen, and H.E. Suess, Phys. Rev. **75** (1949) 1766.
- [13] A. Arima and F. Iachello, Ann. Phys. **99** (1976) 253.
- [14] A. Arima and F. Iachello, Ann. Phys. **111** (1978) 209.
- [15] A. Arima and F. Iachello, Ann. Phys. **123** (1979) 468.
- [16] F. Iachello and A. Arima, *the Interacting Boson Model*, Cambridge University Press (1987), p.38.

- [17] R. F. Casten, N. V. Zamfir, and D. S. Brenner, Phys. Rev. Lett. **71** (1993) 227.
- [18] N. V. Zamfir, R. F. Casten, and D. S. Brenner, Phys. Rev. Lett. **72** (1994) 3480.
- [19] C. W. Johnson, G. F. Bertsch, D. J. Dean, Phys. Rev. Lett. **80** (1998) 2749.
- [20] C. W. Johnson, G. F. Bertsch, D. J. Dean, and I. Talmi, Phys. Rev. **C61** (1999) 014311.
- [21] I. Talmi, Nucl. Phys. **172** (1971) 1.
- [22] I. Talmi, *Simple Models of Complex Nuclei* (Harwood, New York, 1993).
- [23] R. Bijker and A. Frank, Phys. Rev. Lett. **84** (2000) 420.
- [24] R. Bijker and A. Frank, Phys. Rev. **C62** (2000) 014303.
- [25] L. Kaplan, T. Papenbrock, and G. F. Bertsch, Phys. Rev. **B65** (2002) 235120.
- [26] W. Satula, J. Dobaczewski, and W. Nazarewicz, Phys. Rev. Lett. **81** (1998) 3599.
- [27] Y.M. Zhao and A. Arima, Phys. Rev. **C64** (2001) 041301.
- [28] D. Mulhall, A. Volya, and V. Zelevinsky, Phys. Rev. Lett. **85** (2000) 4016.
- [29] D. Mulhall, A. Volya, and V. Zelevinsky, Nucl. Phys. **A682** (2001) 229c.
- [30] Y. M. Zhao, and A. Arima, Phys. Rev. **C68** (2003) 034310.
- [31] J. N. Ginocchio and W. C. Haxton, *Symmetries in Sciences VI*, Edited by B. Gruber and M. Ramek, (Plenum Press, New York, 1993), p.263.
- [32] Y. M. Zhao, A. Arima, and N. Yoshinaga, Phys. Rev. **C68** (2003) 014322.
- [33] R. Bijker and A. Frank, Phys. Rev. **C64** (2001) 061303.

- [34] R. Bijker and A. Frank, Phys. Rev. Lett. **87** (2001) 029201.
- [35] R. Bijker and A. Frank, Phys. Rev. **C65** (2002) 044316.
- [36] R. Bijker, nucl-th/0303069.
- [37] D. Kusnezov, Phys. Rev. Lett. **85**, 3773(2000); *ibid.* **87** (2001) 029202.
- [38] Y. M. Zhao, A. Arima, and N. Yoshinaga, Phys. Rev. **C66** (2002) 034302.
- [39] Y. M. Zhao, A. Arima, and N. Yoshinaga, Phys. Rev. **C66** (2002) 064322.
- [40] A. Arima, N. Yoshinaga, and Y. M. Zhao, Nucl. Phys. **A 622** 234c.
- [41] M. Horoi, A. Volya, and V. Zelevinsky, Phys. Rev. **C 66** (2002) 024319.
- [42] R. B. Firestone, V. S. Shirley, C. M. Baglin, S. Y. F. Chu, and J. Zipkin (eds), *Table of isotopes*, John Wiley & Sons, Inc (1996).
- [43] Y. M. Zhao, A. Arima, K. Ogawa, N. Shimizu, and N. Yoshinaga, to be published.
- [44] V. Velazquez and A. P. Zuker, Phys. Rev. Lett. **88** (2002) 027502.
- [45] P. H-T. Chau, A. Frank, N. A. Smirnova, and P. V. Isacker, Phys. Rev. **C66** (2002) 061302.
- [46] R. D. Lawson, *Theory of the Nuclear Shell Model*, Clarendon, Oxford (1980).
- [47] F. Iachello, Chem. Phys. Lett. **78** (1981) 581.
- [48] Y. M. Zhao, A. Arima, J. N. Ginocchio, and N. Yoshinaga, Phys. Rev. **C68** (2003) 034320.
- [49] N. Yoshinaga, T. Mizusaki, A. Arima, and Y. D. Devi, Prog. Theor. Phys. suppl. **125** (1996) 65.
- [50] N. Yoshinaga, A. Arima, and Y.M. Zhao, J. Phys. **A 35** (2002) 8575.



- [51] R. Bijker, A. Frank, and S. Pittel, Phys. Rev. **C60** (1999) 021302.
- [52] A. Arima, N. Yoshinaga, and Y.M. Zhao, Eur. Phys. J. A **13** (2002) 105.
- [53] A. P. Zuker, L. Waha, F. Nowacki, and E. Caurier, Phys. Rev. **C64** (2001) 021304.
- [54] V. Zelevinsky, D. Mulhall, and A. Volya, Yad. Fiz. **64** (2001) 579.
- [55] L. F. Santos, D. Kusnezov, and P. Jacquod, Phys. Lett. **B537** (2002) 62.
- [56] S. Drozd and M. Wojcik, Physica **A301** (2001) 291.
- [57] L. Kaplan and T. Papenbrock, Phys. Rev. Lett. **84** (2000) 4553.
- [58] P. Jacquod and I. Varga, Phys. Rev. Lett. **89** (2002) 134101; P. Jacquod and A. D. Stone, Phys. Rev. **B 64** (2000) 214416.
- [59] V. K. B. Kota and K. Kar, Phys. Rev. **E 65** (2002) 026130.
- [60] L. Kaplan, T. Papenbrock, and C. W. Johnson, Phys. Rev. **C63** (2001) 014307.
- [61] V. Velazquez, J. G. Hirsch, A. Frank, and A. P. Zuker, Phys. Rev. **C67** (2003) 034311.
- [62] Y. M. Zhao, A. Arima, and N. Yoshinaga, Phys. Rev. **C66** (2002) 064323.
- [63] A. Bohr and B. Mottelson, *Nuclear structure*, Vol. I (Benjamin, Reading, 1964).
- [64] C. W. Johnson, Rev. Mex. Fiz. **45** suppl. S2 (1999) 25.
- [65] For a review, see R. F. Casten and N. V. Zamfir, J. Phys. **G22** (1996) 1521.
- [66] Y. M. Zhao, S. Pittel, R. Bijker, A. Frank, and A. Arima, Phys. Rev. **C66** (2002) 041301.
- [67] J. Q. Chen, Nucl. Phys. **A626** (1997) 686.

- [68] Y. M. Zhao, N. Yoshinaga, S. Yamaji, J. Q. Chen, and A. Arima, Phys. Rev. **C62** (2000) 014304.
- [69] J. P. Elliott, Proc. Roy. Soc. (London) **A245** (1958) 128; *ibid.* **A245** (1958) 562.
- [70] Velázquez and Zuker, Rev. Mex. Fis. **48** Suppl.2 (2002) 83.
- [71] D. Kusnezov, N. V. Zamfir, and R. F. Casten, Phys. Rev. Lett. **85** (2000) 1396.
- [72] D. D. Warner and R. F. Casten, Phys. Rev. Lett. **48** (1982) 1385.
- [73] Gneuss, U. Mosel, and W. Greiner, Phys. Lett. **30B** (1969) 397; *ibid.* **21B** (1970) 269.
- [74] J. Y. Zhang, N. V. Zamfir, R. F. Casten, and M. A. Caprio, Phys. Rev. **C64** (2001) 017302.
- [75] M. Horoi, B. A. Brown, V. Zelevinsky, Phys. Rev. Lett. **87** (2001) 062501.
- [76] H. Feshbach, Nucl. Phys. **A570** (1994) 429c.
- [77] D. Mejia-Monasterio, J. Richert, T. Rupp, and H. A. Weidenmueller, Phys. Rev. Lett. **81** (1998) 5189.
- [78] I. Rotter, Phys. Rev. **E64**, 036213 (2001); Phys. Rev. **C64** (2001) 034301.
- [79] D. Mackenzie, Science **282** (1998) 1631.
- [80] R. Bijker and A. Frank, Nucl. Phys. News **11**(4) (2001) 15.

Fig. 1

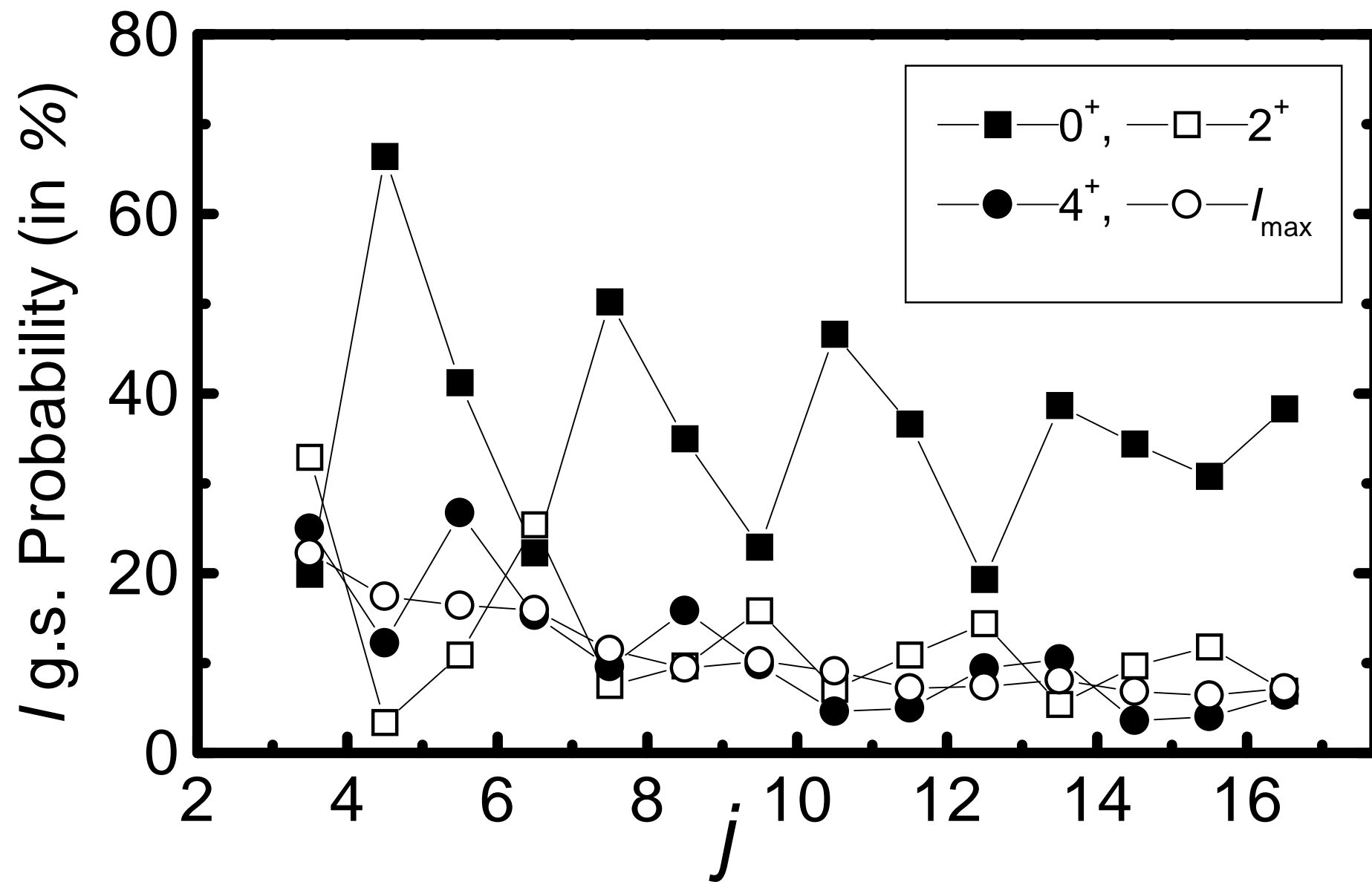


Fig. 2

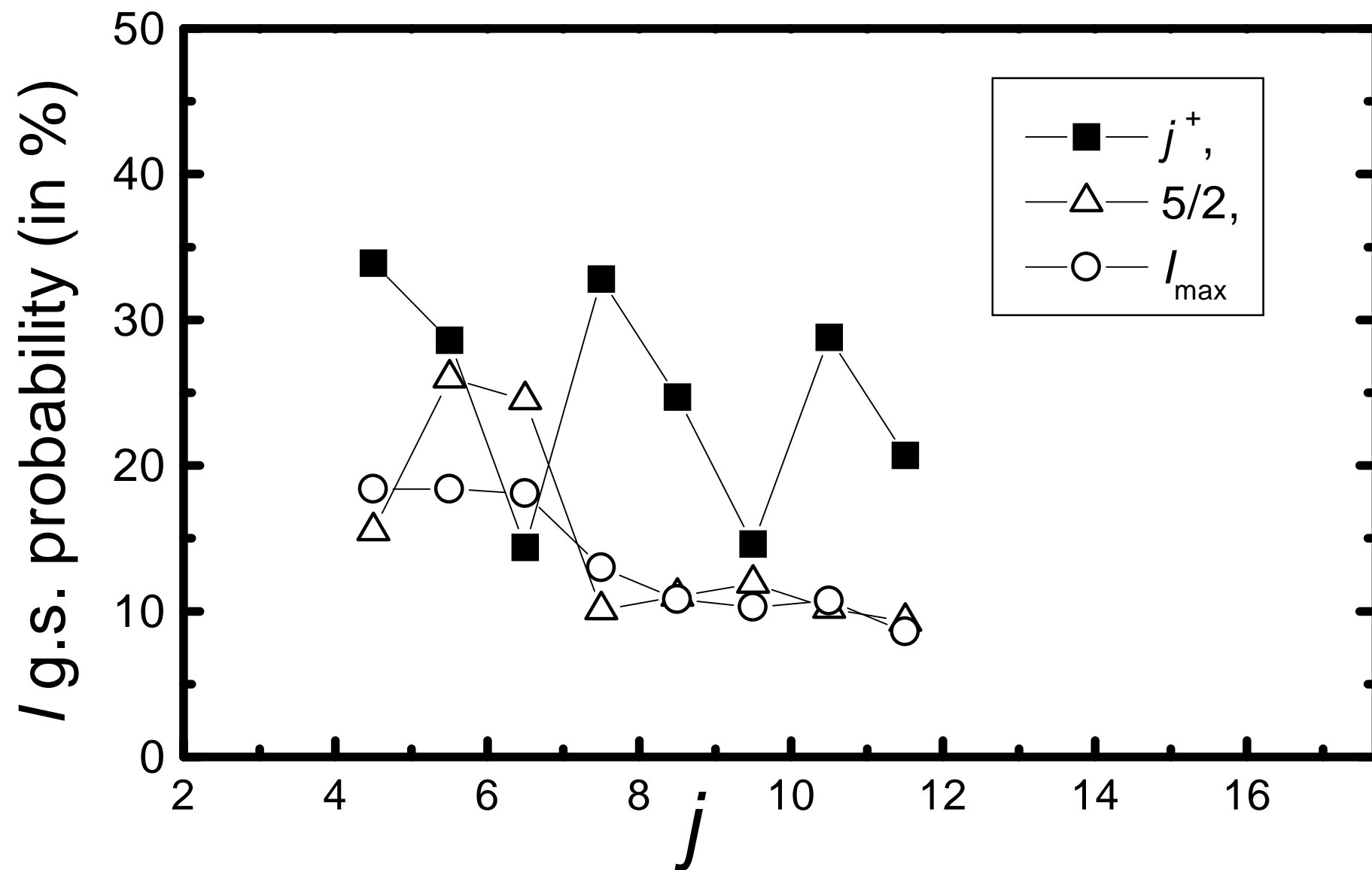


Fig. 3

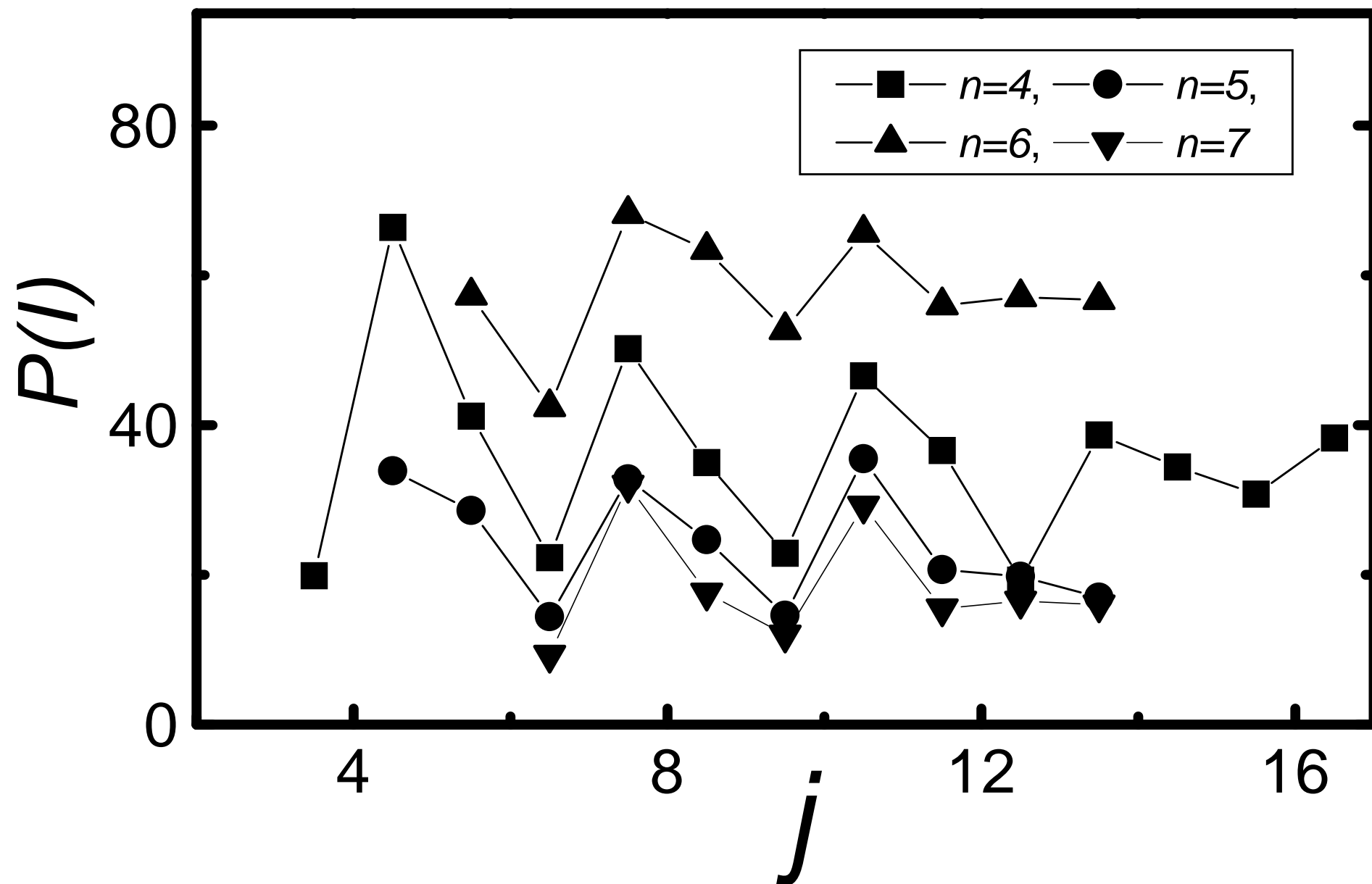
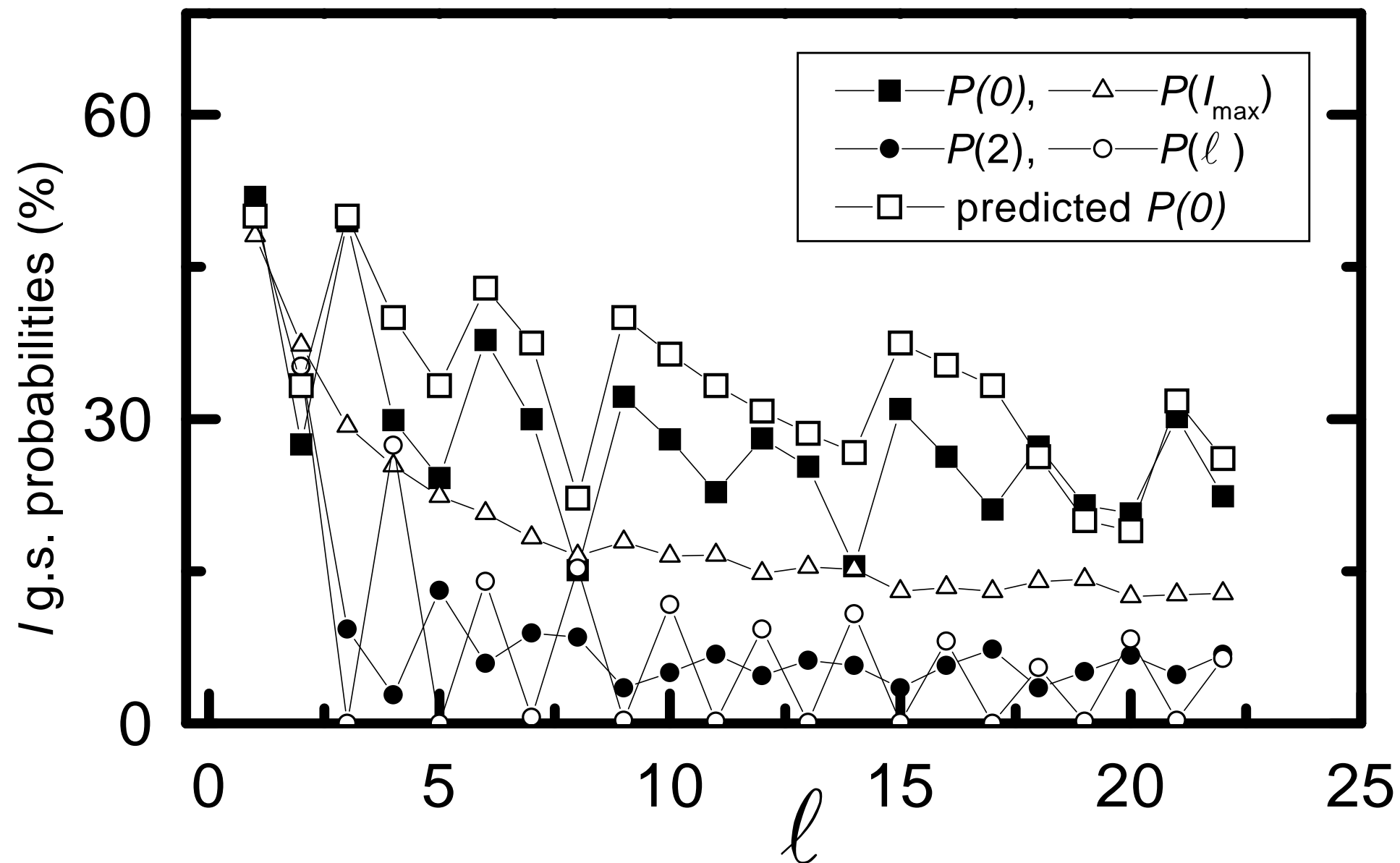


Fig. 4



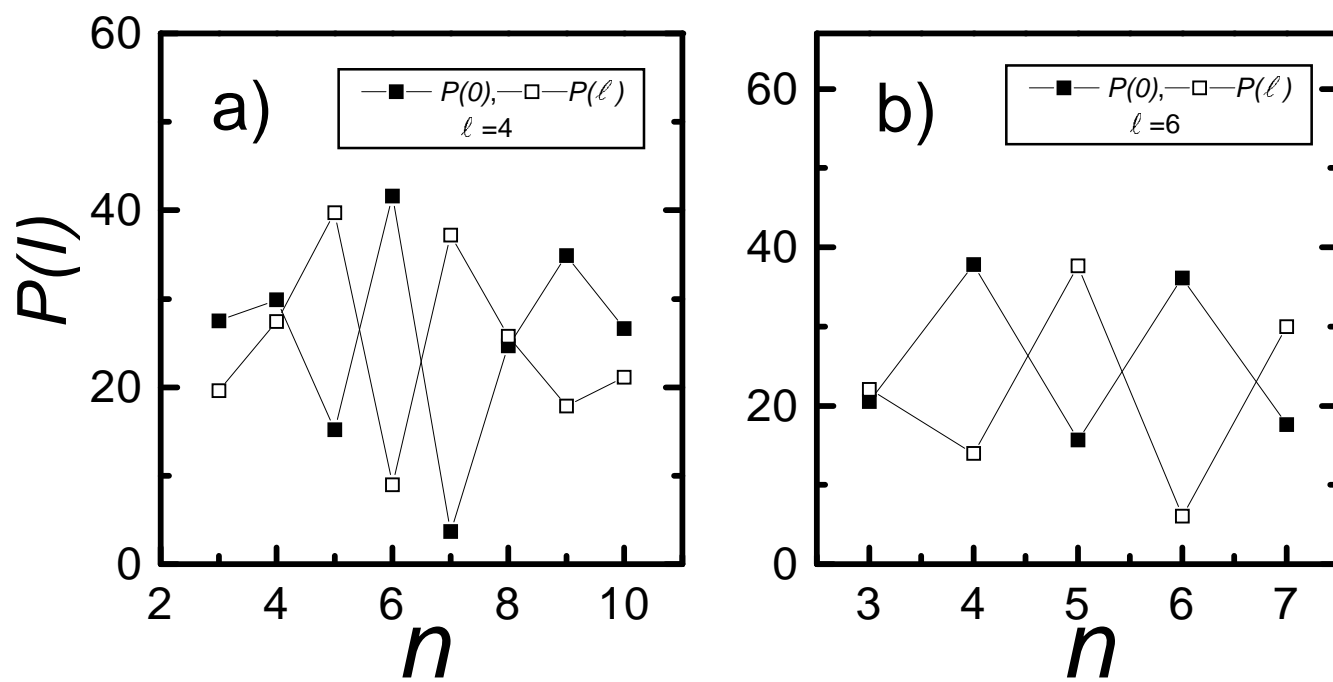


Fig. 5

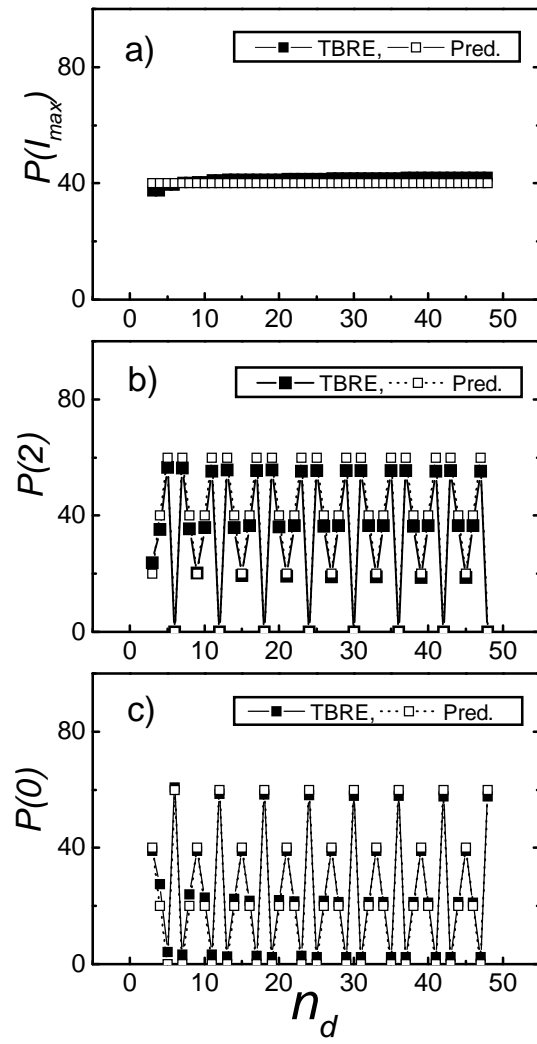


FIG. 6



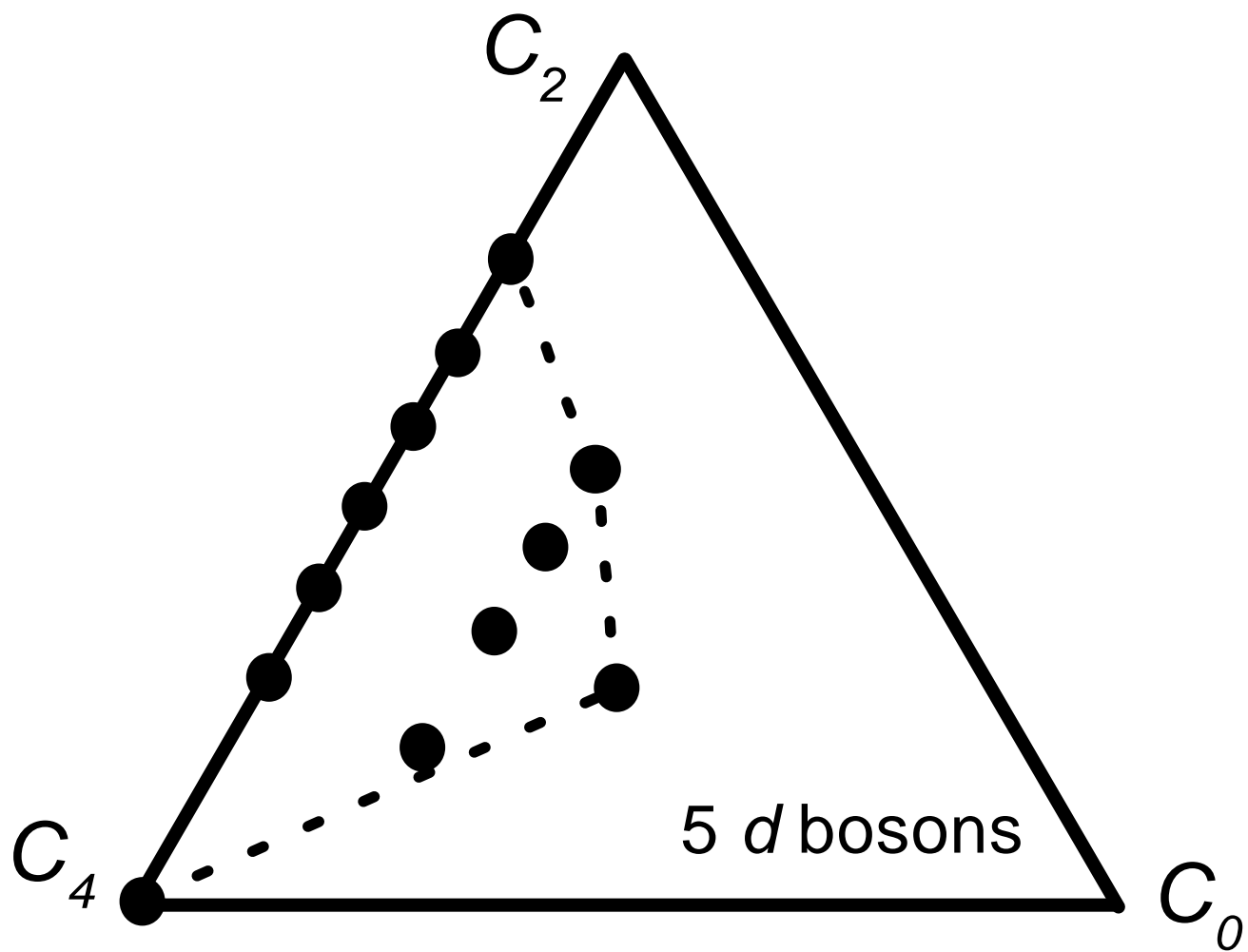
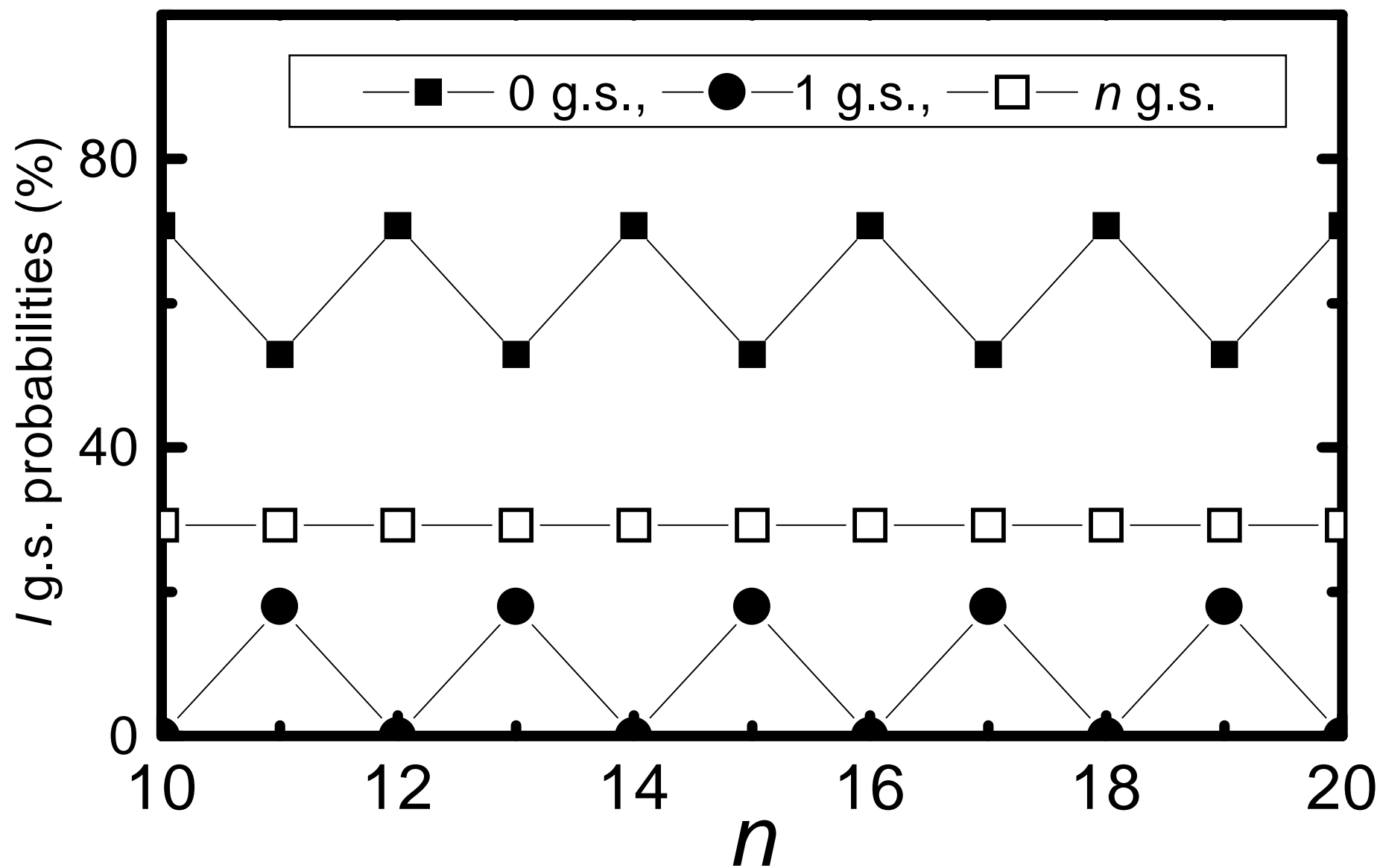


Fig. 7

Fig. 8



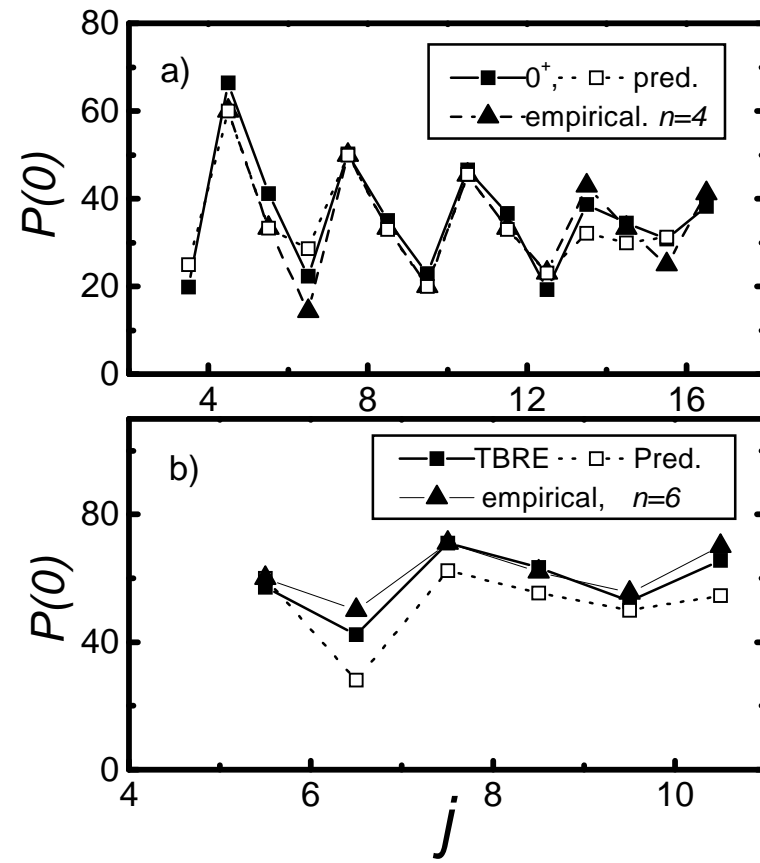


Fig.9

Fig. 10

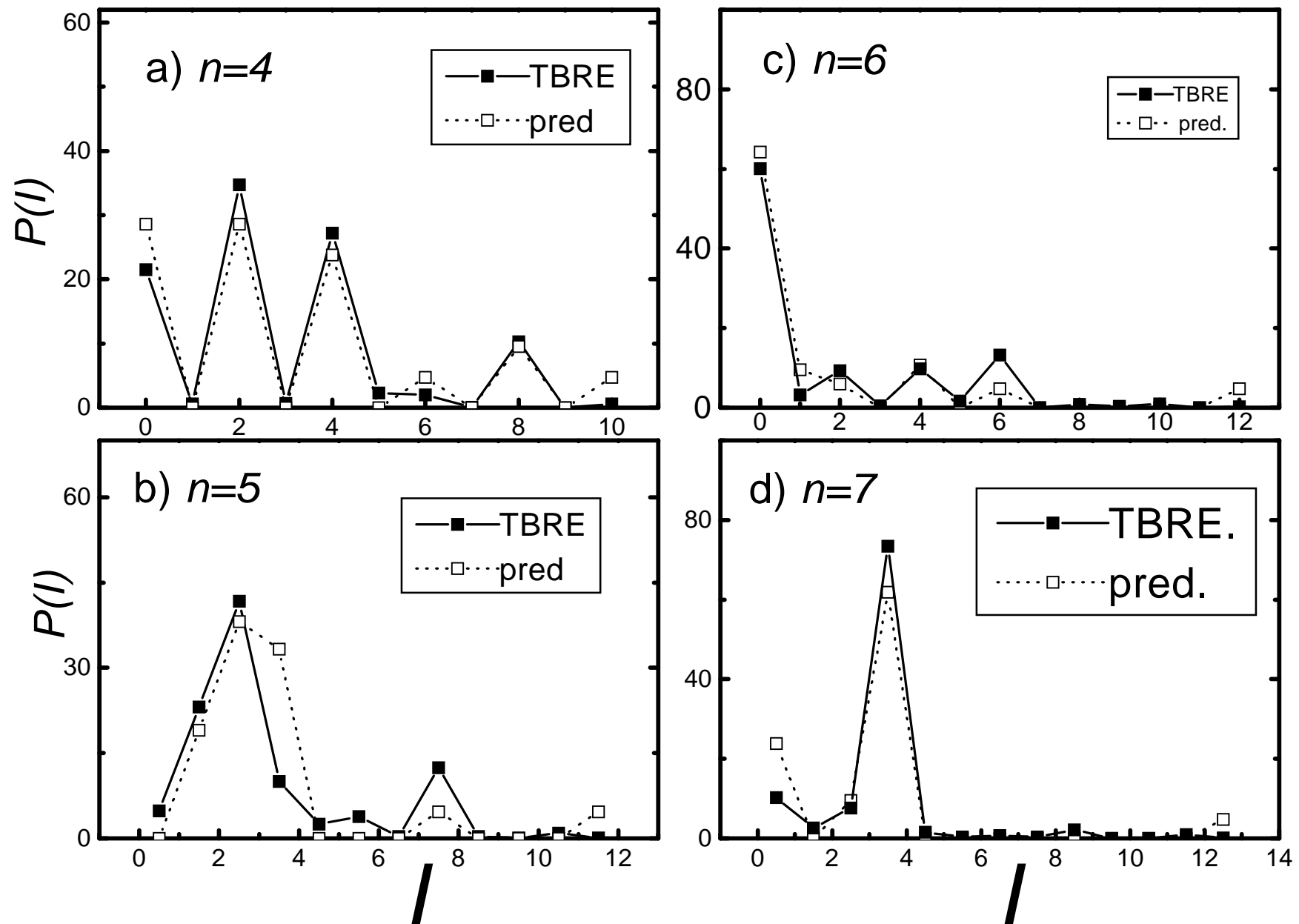
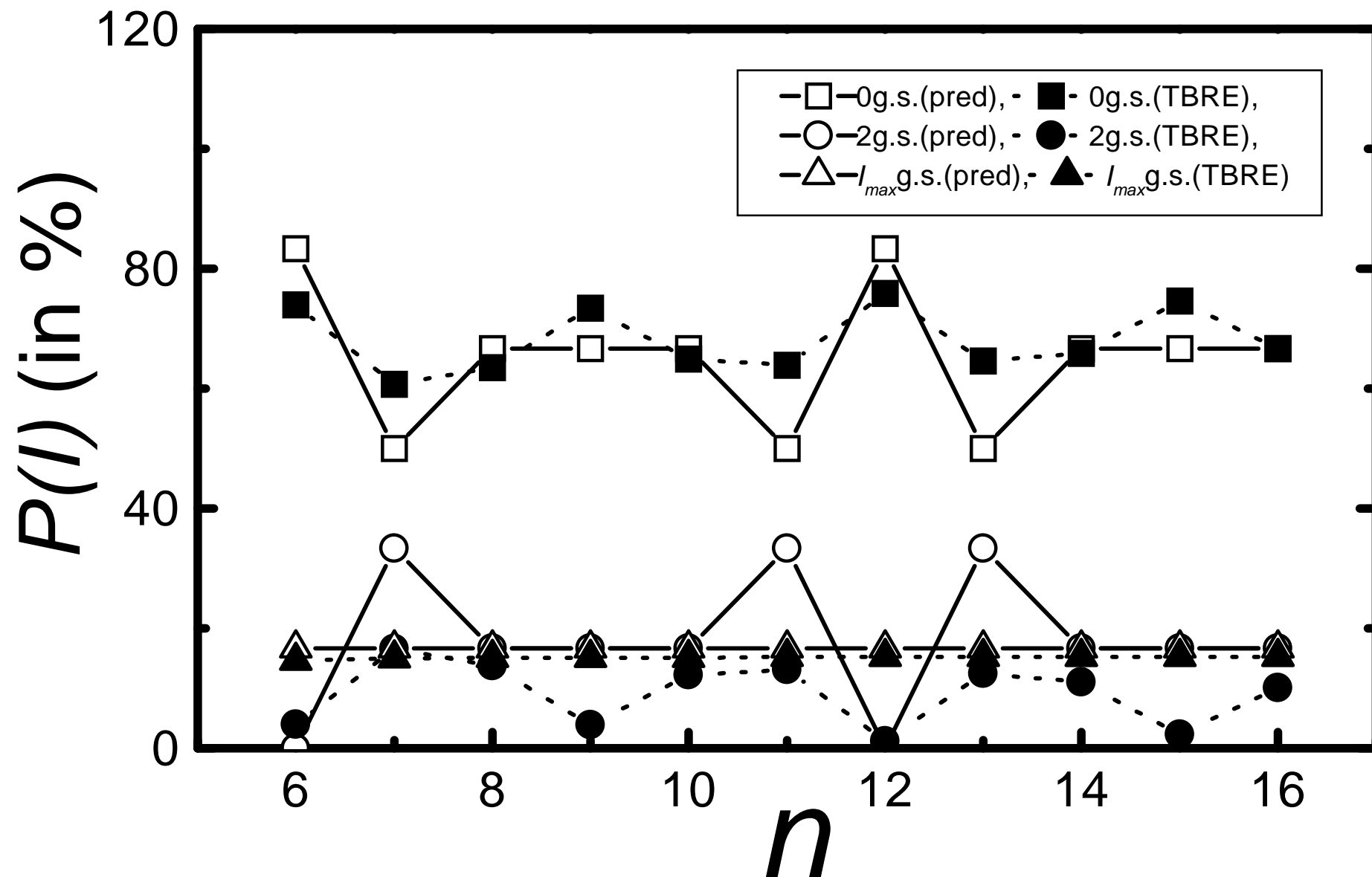


Fig. 11 *sd*-boson systems



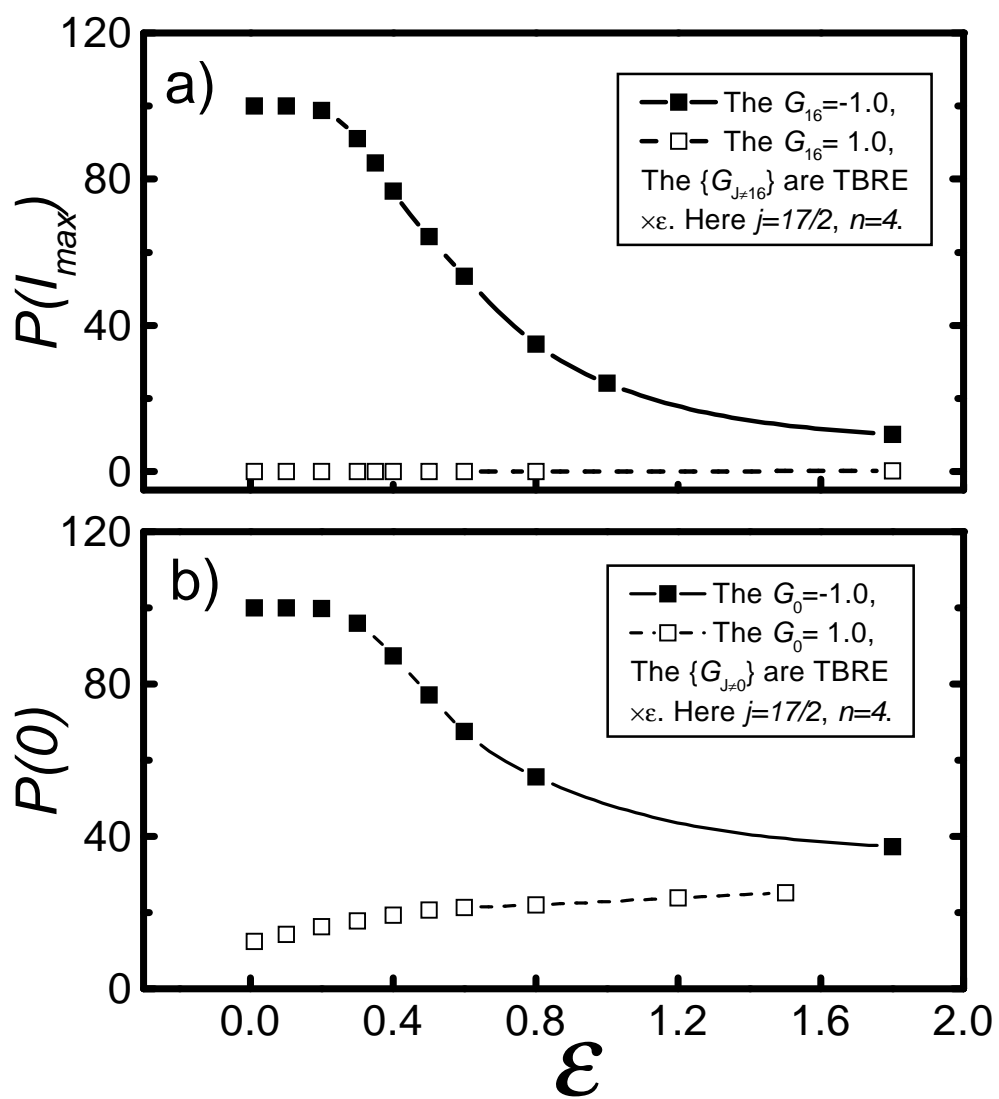
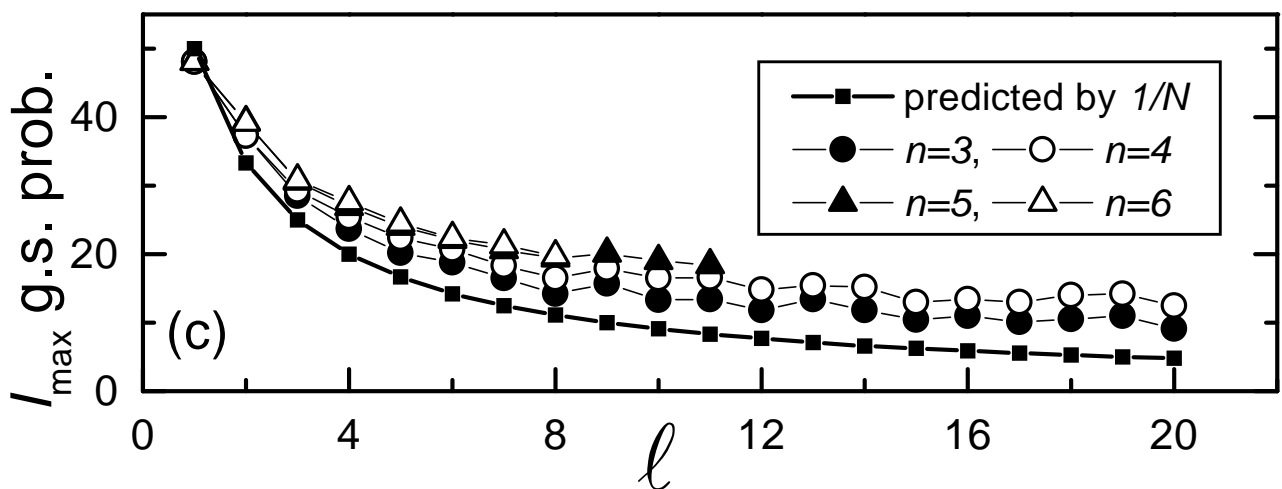
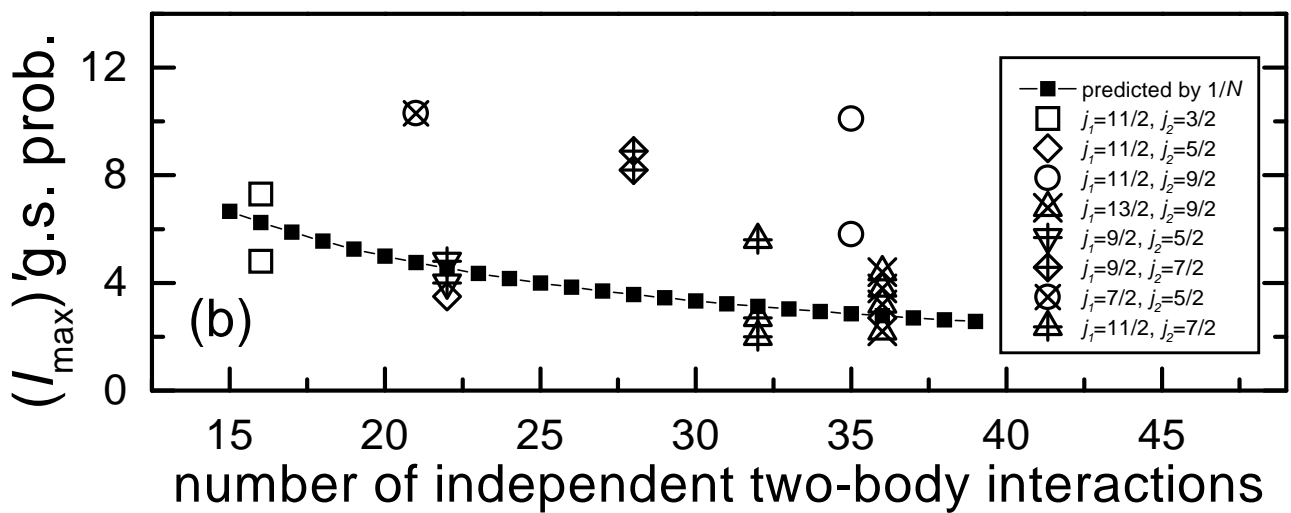
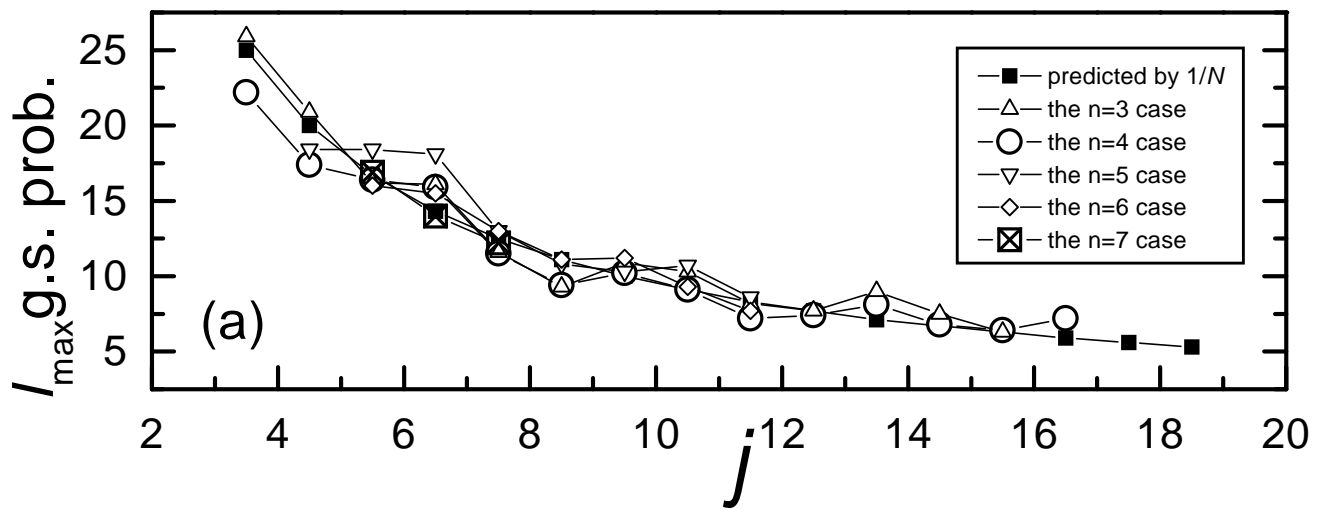


Fig.12

FIG.13 Y.M.Zhao, January 29th/2002



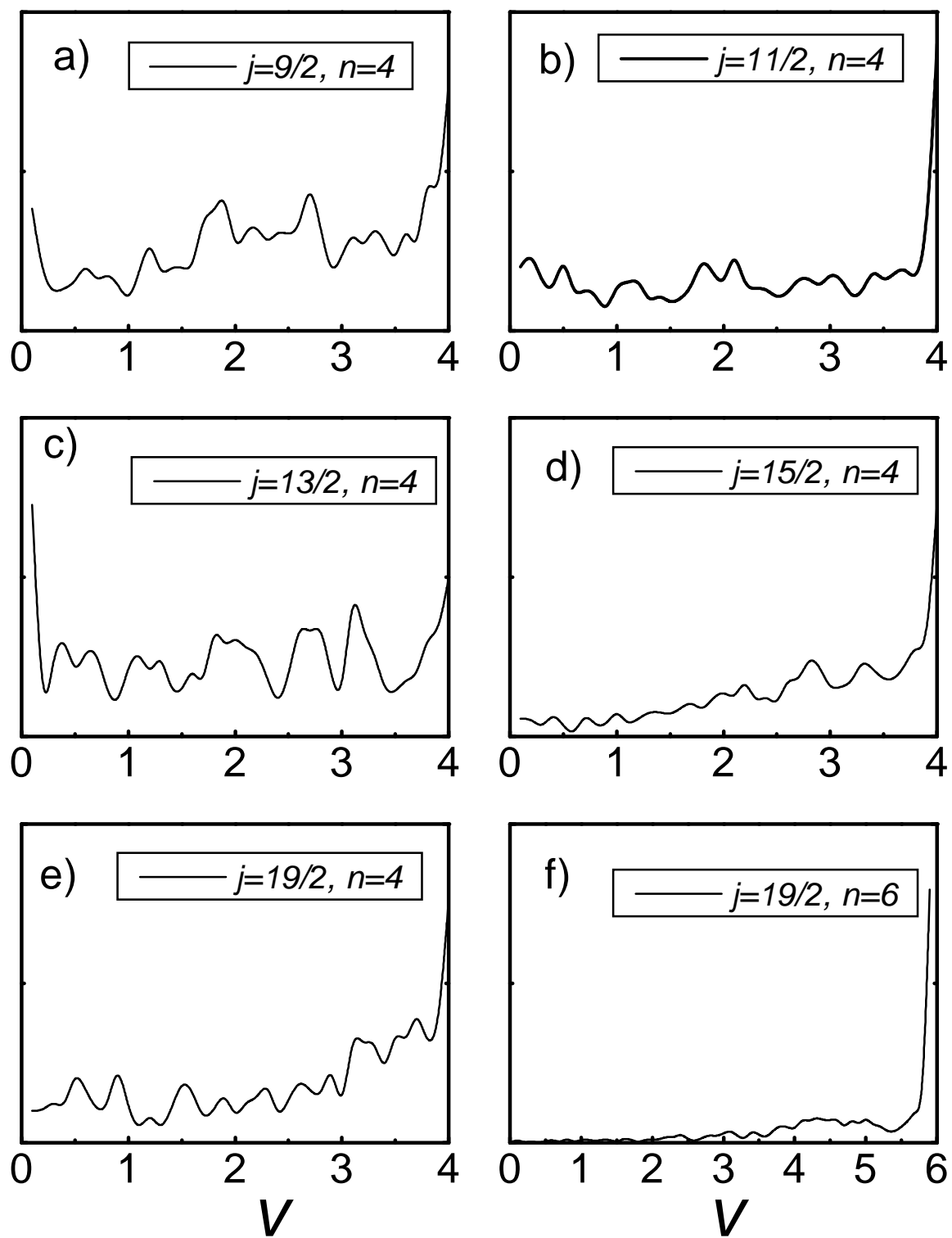


Fig. 14



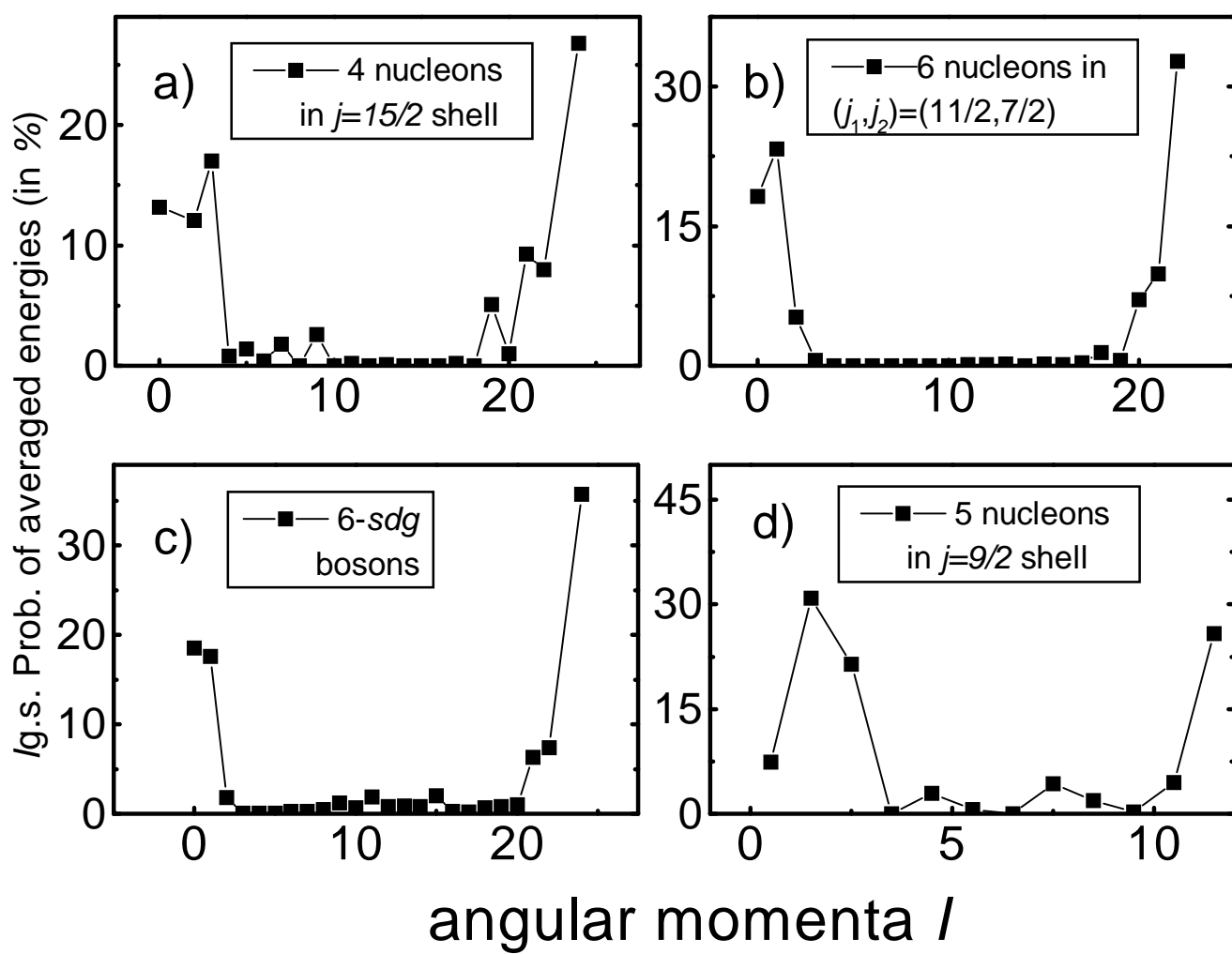


Fig. 15

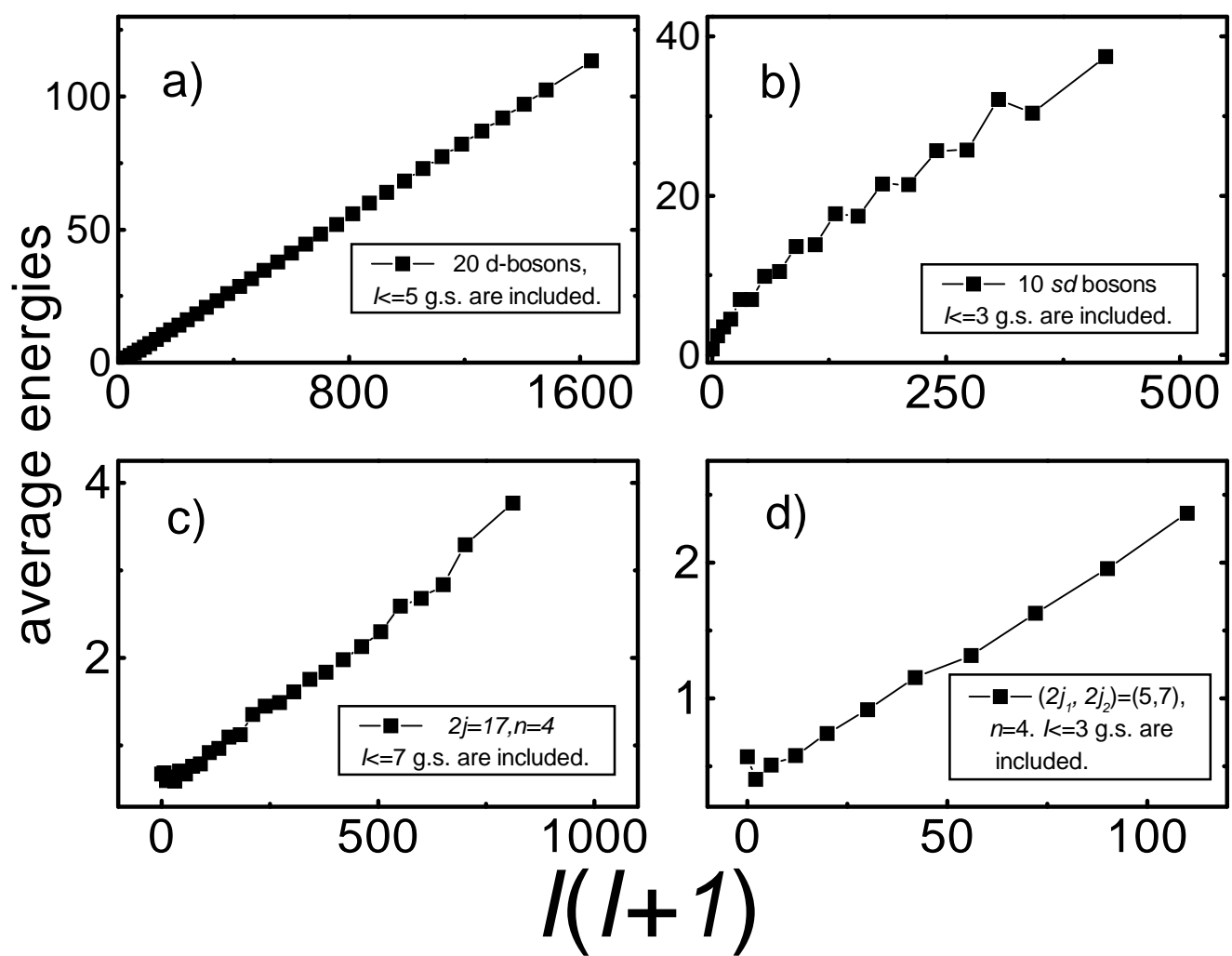
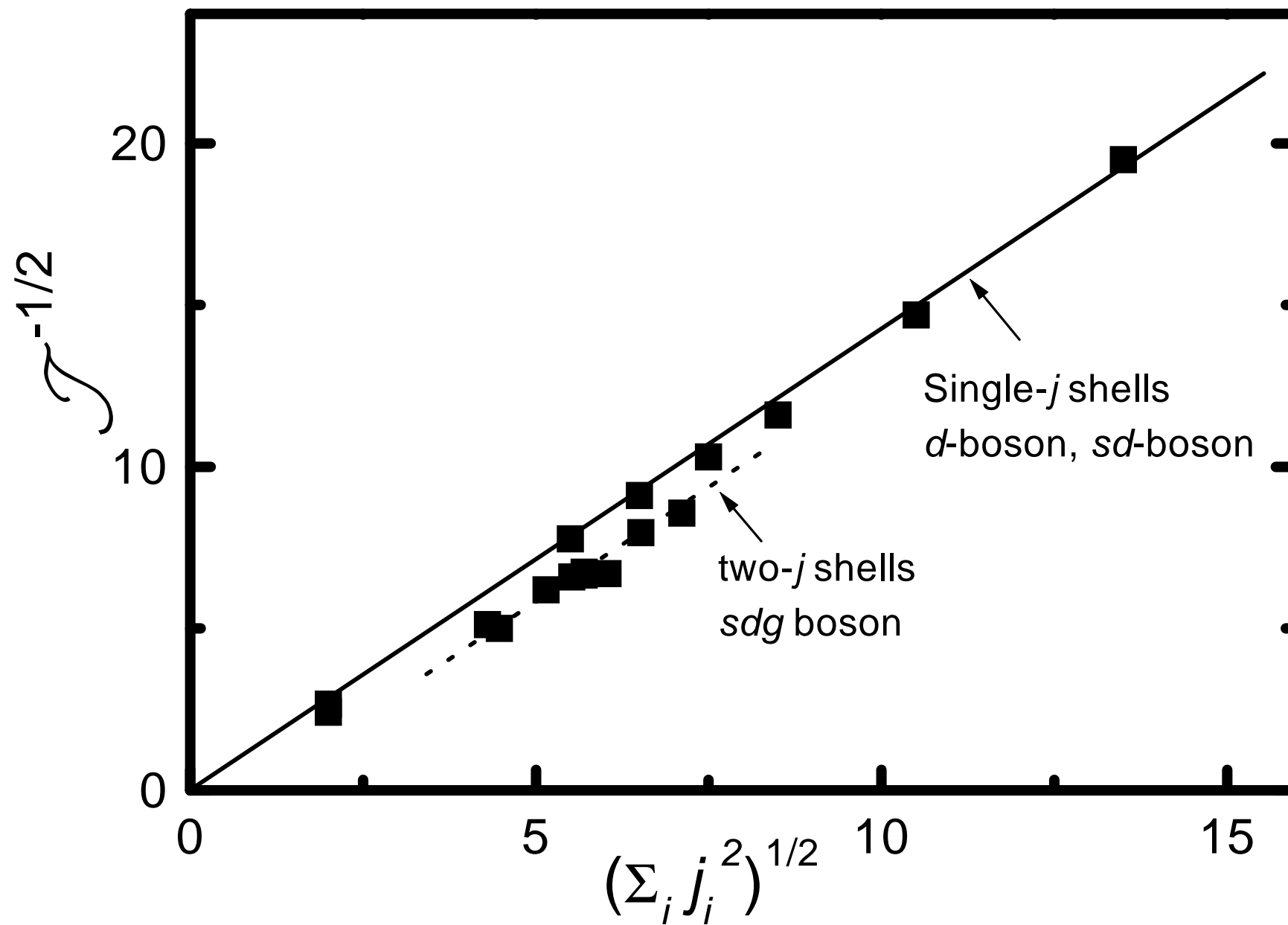
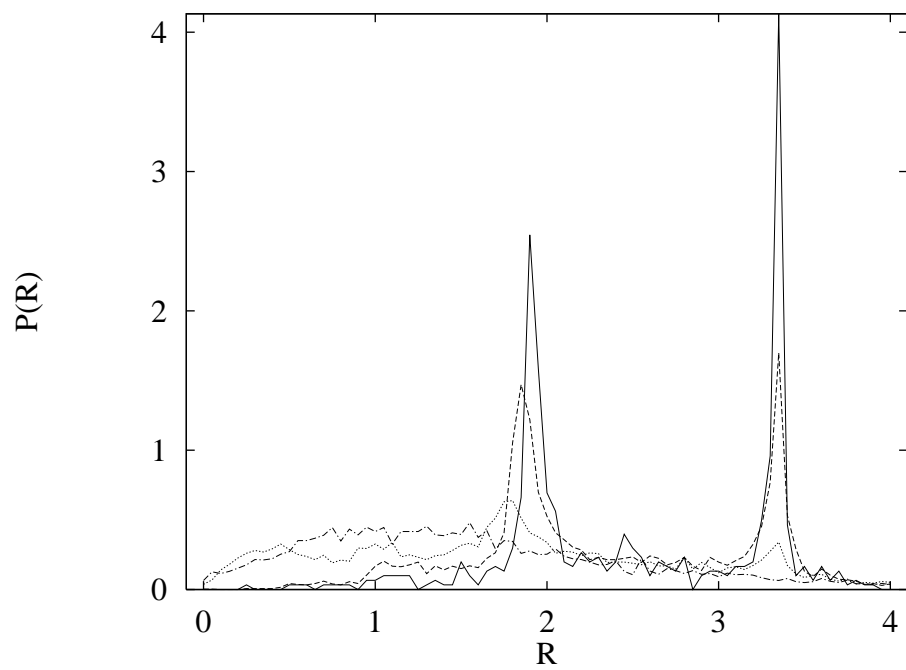


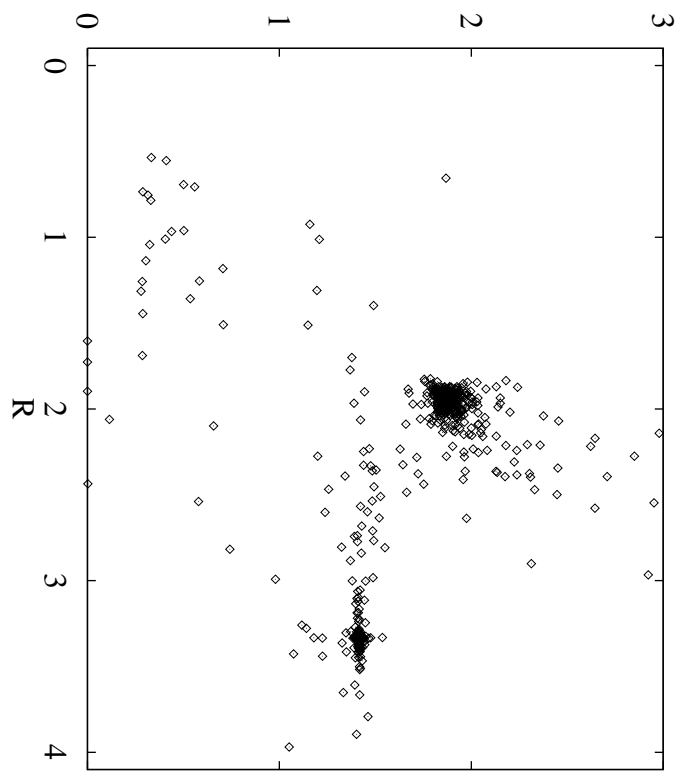
Fig. 16

Fig. 17





$$B(E2;4 \rightarrow 2) / B(E2;2 \rightarrow 0)$$



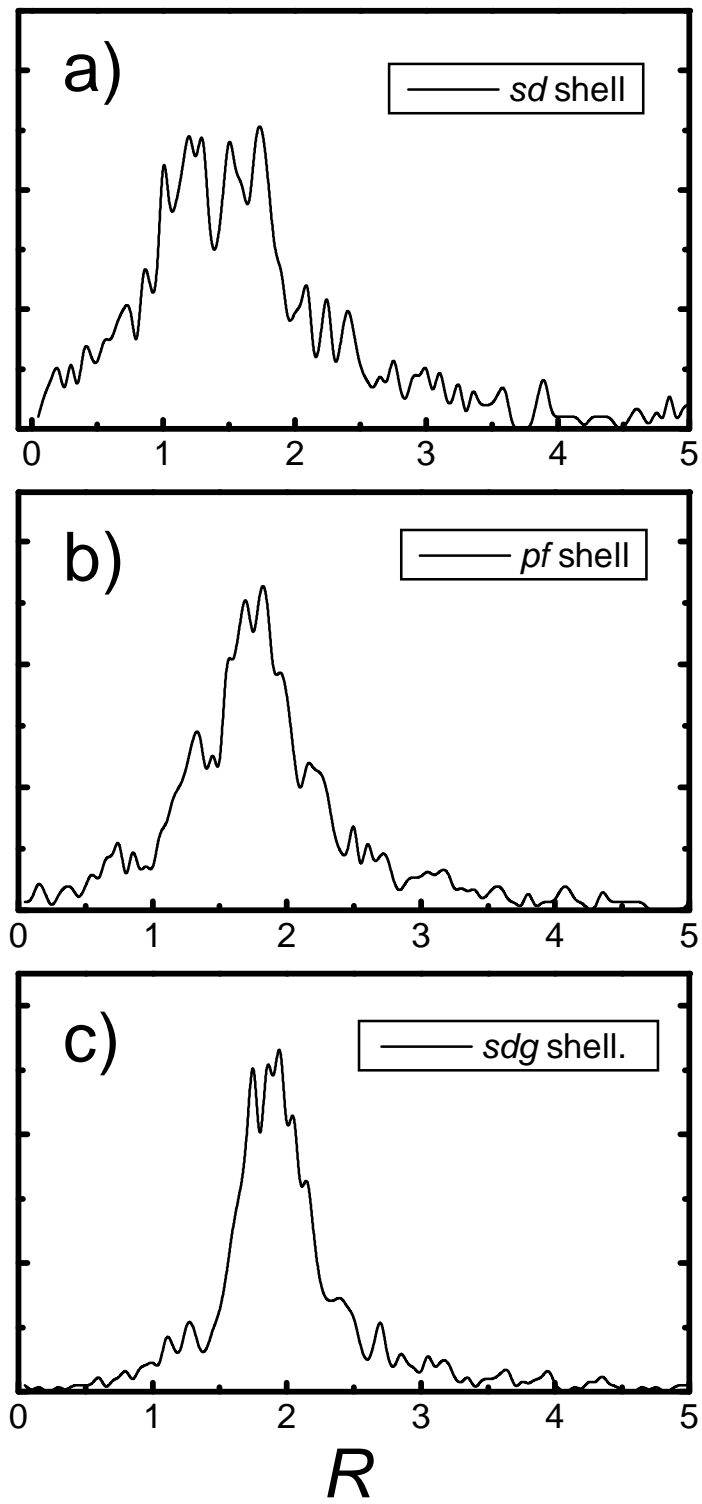
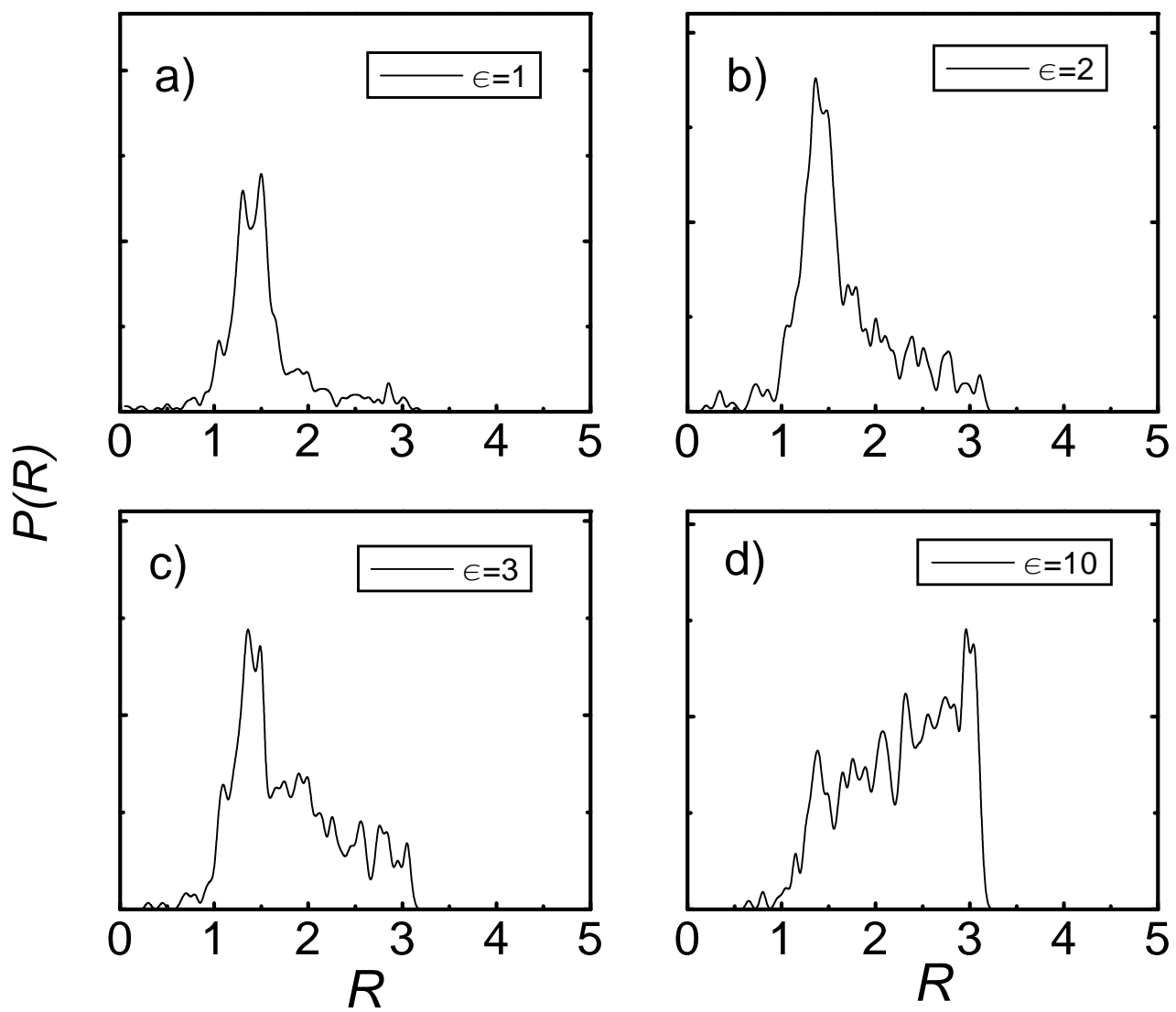


Fig. 20



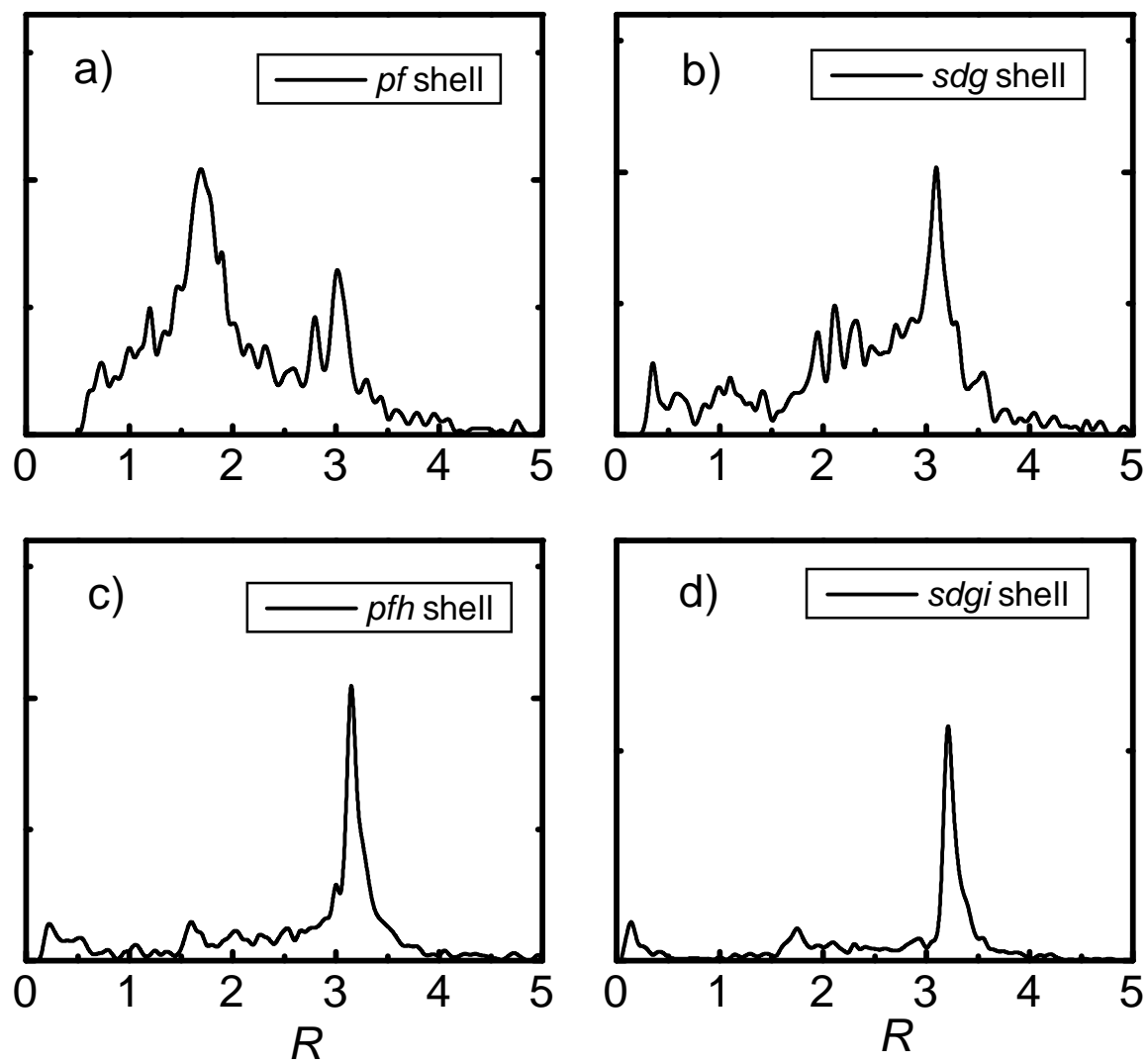


Fig. 22



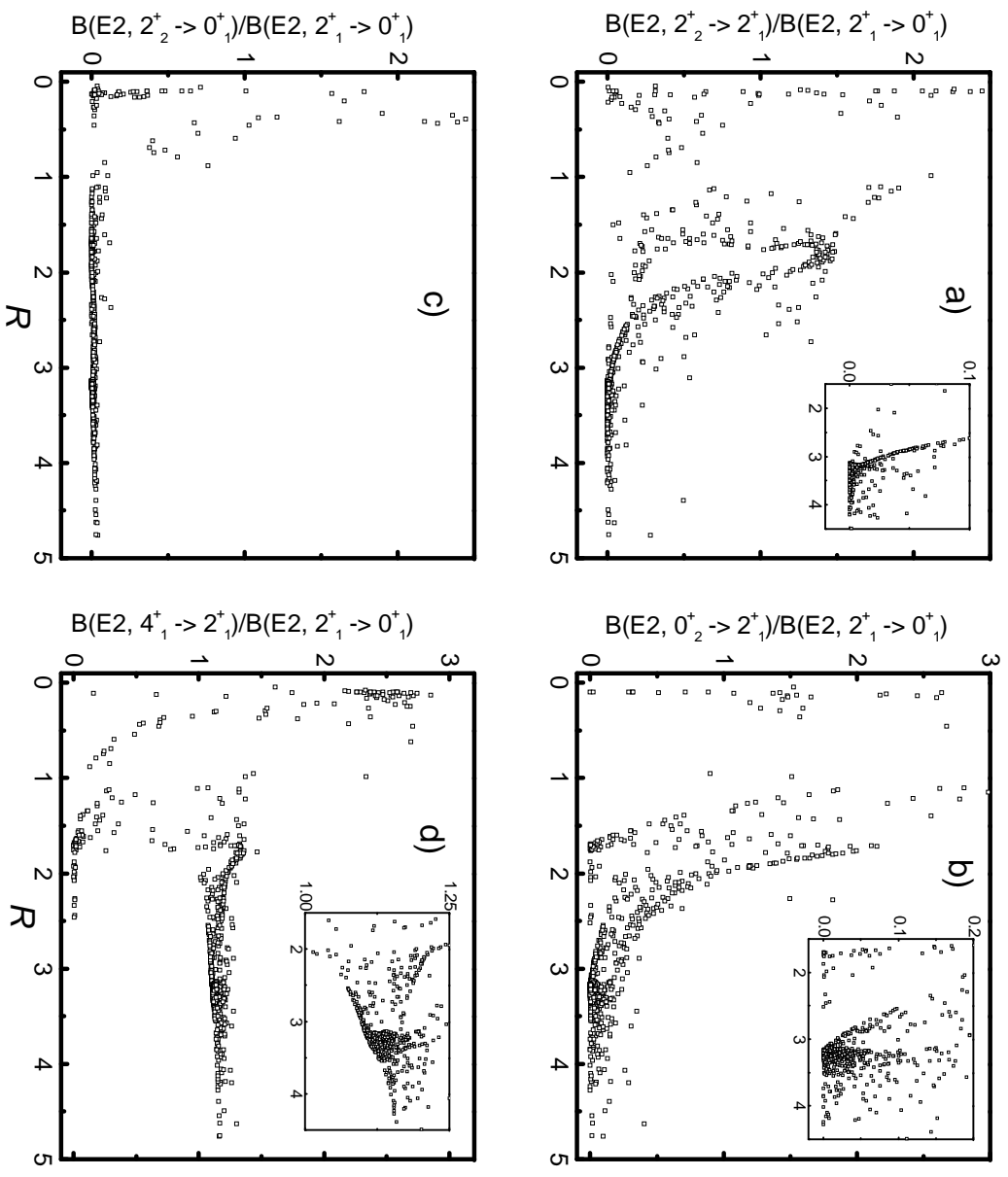


Fig. 23