

Phase-space densities, their evolution and HBT puzzle in A + A collisions

S.V. Akkelin¹, Yu.M. Sinyukov¹

March 31, 2019

Abstract

The approach that allows to analyse an overpopulation of phase-space in heavy ion collisions in model independent way is proposed. It gives the possibility to extract a chemical potential of thermal pions at freeze out irrespective of a form of freeze-out hypersurface in Minkovsky space and transverse flows on it. The correspondent estimates, that operate correctly with contributions to phase-space density from resonance decays, are obtained for SP S and RH IC energies. They demonstrate that multibosonic effects at those energies could be considered rather as correction factor than as important physical phenomena. The analysis of evolution of the average pion phase-space density in chemically frozen hadron systems shows that it is almost constant or slightly increases with time while the particle density and phase-space density at each space point drops down rapidly during the system expansion. We found, that, unlike to the particle density, the average phase-space density has no direct link to a final (freeze-out) conditions, being connected rather to the initial phase-space density formed in relativistic nucleus-nucleus collisions. It could explain its relative high value at RH IC and HBT puzzle.

¹ Bogolyubov Institute for Theoretical Physics, Kiev 03143, Metrologichna 14b, Ukraine.

PACS: 24.10.Nz, 24.10.Pa, 25.75.-q, 25.75.Gz, 25.75.Ld.

Keywords: relativistic heavy ion collisions, phase-space density, hydrodynamic evolution, hadron resonance gas, inclusive spectra, HBT correlations.

Corresponding author: Yu.M. Sinyukov, Bogolyubov Institute for Theoretical Physics, Kiev 03143, Metrologichna 14b, Ukraine. E-mail: sinyukov@gluk.org, tel. + 380-44-2273189, tel./fax: 380-44-4339492

1 Introduction

The interferometry method to measure a particle phase space densities averaged over the volume of a system that emits the particles was first proposed by Bertsch [1]. If systems formed in ultrarelativistic A + A collisions are thermal, then it is possible to compare the experimental value of average phase-space density (APSD) with one associated with the Bose-Einstein [2] or Fermi-Dirac [3] thermal distributions, $f_{BE,FD}(p)$; and extract in this way a particle chemical potential (or fugacity) at freeze-out temperature. Such a chemical potential could have a significant positive value even for pions since a hadron gas evolution is rather chemically frozen than chemically equilibrate [4, 5, 6, 7]. If it will turn out that the particle fugacity is fairly large then the boson density could be closed to the critical one and significant multibosonic [8, 9, 10, 11], and coherent [12] effects might be present at low particle momenta.

There are, however, the two serious problems which have to be solved to apply above method. It is obvious that the $APSD_{hf}(p)$ can be associated directly with a thermally equilibrium distribution, e.g., $f_{BE}(p)$; if $APSD$ corresponds to a static reballs. For expanding inhomogeneous systems, characterized by a set of (locally) equilibrium distributions which are Doppler shifted in the vicinities of each space-time point according to collective velocity field, the phase-space density averaged over some hypersurface at or after the freeze-out could lose, in general, the direct connection to the Bose-Einstein or Fermi-Dirac phase-space distributions. As it was demonstrated in Ref. [13], even at a uniform temperature and chemical potential at the freeze-out, the intensity and profile of longitudinal and transverse flows influence very essentially to the value of $hf(p)$, making, thus, the extraction of fugacity by comparison with the $f_{BE}(p)$ to be ambiguous and model dependent. One of the aims of this paper is to study and substantiate the model independent possibility for an analysis of overpopulation of phase-space in 3D expanding reballs at freeze-out.

The another problem is resonance contributions to particle spectra and interferometry radii. If the chemical freeze-out takes place, then about 2/3 of pions comes from decays of resonances in high energy heavy ion collisions [6, 7]. Only small part of them are long-lived resonances which give the effect of Galilei [14], – a suppression of correlation functions of identical pions (see also [12]). The others, short-lived, enhance significantly a value of pion spectrum, as compare to thermal pion one, and also modify the interferometry radii. Our analysis of pion production by some concrete resonance species shows that even for thermal distribution of that resonance

species at freeze-out the spectrum of the produced pions is far from the thermal one. Also an effective region of such a pion emission at small momenta is not associated with the interferometry volume at the correspondent small mean momenta of pion pairs from the resonance decays. Such a peculiarities of pion production by resonances are important to understand the influence of resonance decays to the average phase-space densities which are currently measuring in experiments at SPS CERN and RHIC BNL. We analyse quantitatively a total effect for spectra and interferometry volume of pion production by huge number of resonances with masses up to 2 GeV and dependence of the effect on the intensity of flows in the expanding system. As the result we propose how to cope with the resonance contributions to study the freeze-out property of the expanding system.

One of the most serious experimental challenges to the theoretical understanding of the processes of A + A collisions is multiplicity (and energy) dependence of the APSD hf_i . According to the Bertsch result [1] $hf_i \propto \frac{dN=dy}{T_{eff}^3 V_{int}}$: If at different energies of A + A collisions the pion interferometry volume V_{int} of created system is proportional to pion multiplicity $dN=dy$, and T_{eff} , the effective temperature of the transverse spectra of pions, changes slightly, then approximate constancy of the APSD could be considered as the natural property of the system at freeze-out in high energy A + A collisions. It was very likely hypothesis at relatively small energies [2], since it had been supported by the observed proportionality between $dN=dy$ and V_{int} [15]. However, this proportionality law starts to violate already at SPS energies and completely destroys in experiments at RHIC [16]. In the later case the interferometry radii and volume turn out essentially smaller than they were expected at the correspondent RHIC multiplicities (the HBT puzzle) [17]. As a consequence, the APSD at RHIC energies is found to be the considerable higher than at the former achieved energies [18]. Does it mean that freeze-out conditions of the system evolution in heavy ion collisions at RHIC are essentially different from ones at SPS? Does it signify that the freeze-out particle densities at RHIC become close to the critical one? The latter could lead to the multibosonic effects at freeze-out which, in its turn, can reduce the observed HBT radii [8, 9]. Are thus multibosonic effects relevant to the HBT puzzle?

To understand the above problems we study the APSD and the particle density time evolution in a few hydrodynamic models. We observe that phase-space density averaged over freeze-out volume, $hf(p)_i$, drops rather slowly during the 3D expansion of the system, much slower than the phase-space density $f(t; r; p)$ at any fixed r and than the particle density. This

difference in the behavior of the two groups of values becomes bigger when the intensity of transverse flow grows. The detail analysis of the effect as well as model independent estimates of chemical potential for thermal pions at the freeze-out gives possibility to shed light to the reason of the relatively high APSD at RHIC and to the HBT puzzle.

2 Evolution of the average phase-space density.

Let us demonstrate the important features of the APSD evolution versus particle density one by using hydrodynamic models of A + A collisions. To see the main idea we start from the exact solutions of non-relativistic hydrodynamics. If the initial conditions correspond to thermal Boltzmann distribution with uniform temperature T_0 , zero initial flows, $u(t=0; r) = 0$ and spherically symmetric Gaussian (with radius R_0) profile of particle density, then the phase-space distribution in hydrodynamically expanding reball is an exact solution of Boltzmann equation for any cross-section of particle interactions [19], and it has the form :

$$f^{1eq}(t; r; p) = \frac{N}{R_0^3} \frac{1}{(2\pi)^2 m T_0} \exp\left(-\frac{m(v - u(r))^2}{2T(t)} + \frac{(r)}{T(t)}\right); \quad (1)$$

where N is total number of particles, $v = p/m$ are their velocities, and $T(t) = \frac{T_0}{1 + T_0 t^2 / m R_0^2}$; $\frac{(r)}{T(t)} = \frac{r^2}{2R_0^2} \frac{m R_0^2}{T t^2} = (1 + \frac{m R_0^2}{T t^2})$; $u(r) = r \frac{t T(t)}{m R_0^2}$.

One can check directly that the momentum spectrum as well as the interferometry radii, evaluated at any time t (at any isotherm) are identical to those calculated at the initial time $t = 0$. The easiest way to see it is to rewrite the expression (1) in the form

$$f^{1eq}(t; r; p) = \frac{N}{R_0^3} \frac{1}{(2\pi)^2 m T_0} \exp\left(-\frac{p^2}{2m T_{eff}} - \frac{(r - tp/m)^2}{2R_0^2}\right); \quad (2)$$

where the effective temperature of the spectra is a constant in time and equal to the initial one, $T_{eff} = T_0$. Thus, the maximal phase space density as well as the Bertsch's average phase-space density [1]

$$\langle f(t; p) \rangle = \frac{\int_{-R}^R f^{1eq}(t; r; p)^2 d^3 r}{\int_{-R}^R f^{1eq}(t; r; p) d^3 r} = \frac{N}{R_0^3} \frac{m}{2(2\pi)^2 T_0} \exp\left(-\frac{p^2}{2m T_{eff}}\right) \quad (3)$$

are the same at each p as they were at the initial time!

The space density of the particles falls down with time as $1=t^{-3}$ at large t . So, the particles in the system will really stop to interact at some late stage and system decouples preserving its maximal PSD and the average PSD values as they were at the moment when the reball was created. It is worth to note that the local phase-space density $f^{\text{leq}}(t; r; p)$ in the system drops with time at any fixed point r very rapidly, as $\exp[-(q^2 t^2 + c_2 t)]$.

The perfect constancy of the APSD is conditioned by the peculiarities of this specific model, in particular, its spherical symmetry, as it was discussed in detail in Ref. [20]. At the same time, our statement is that the important feature of this simple model, namely, the peculiarities of evolution of different type of densities, preserves in realistic models of $A + A$ collisions: the APSD decreases with time essentially slower than the particle density.

To make the next step towards the clarifying of the effect, let us consider one more analytical illustration of it based on the model of a 3D expanding reball with longitudinally Bjorken-like flow $v_z = r_z/t$. There is the exact non-relativistic solution of the ideal hydro equations for an initially Gaussian transverse density profile which gives for locally equilibrium phase-space density the following [7]:

$$\begin{aligned} f^{\text{leq}}(t; r; p) &= \frac{1}{2 m T} n \exp\left(-\frac{m}{2T} (v^2 + u^2)\right); \\ n(t; r) &= n_0 \frac{R_0^2 t_0}{R^2(t)t} \exp\left(-\frac{r_x^2}{2R^2} - \frac{r_y^2}{2R^2}\right); \\ v &= \frac{p}{m}; u(t; r) = \frac{R}{R} r_x; \frac{R}{R} r_y; \frac{1}{t} r_z A; \end{aligned} \quad (4)$$

where the initial particle density in the central part of system, $r_x = r_y = 0$, is $n_0 = N/(2\pi)^{3/2} R_0^2 t_0$ and

$$T = T_0 \frac{R_0^2 t_0}{R^2(t)t} \quad ; R/R = \frac{T}{m} \quad (5)$$

At each moment t the longitudinal spectrum in this model is $m \frac{dN}{dp_z} = 2 R_0^2 t_0 n_0 = \text{const}$, similar to $\frac{dN}{dy} = \text{const}$ in the relativistic boost-invariant model, and momentum spectrum is

$$\frac{d^3 N}{d^3 p} = \frac{n_0 R_0^2 t_0}{m^2 T_{\text{eff}}(t)} \exp\left(-\frac{p_T^2}{2m T_{\text{eff}}(t)}\right); \quad (6)$$

where the effective temperature, T_{eff} , is

$$T_{\text{eff}} = m R^2 + T: \quad (7)$$

The $T_{\text{eff}}(t)$ does not change much since the decrease of the temperature when the system expands is accompanied by the increase of transverse flows described by R in Eq. (5). The typical behavior of the temperature and effective temperature in this model one can see in Fig. 1.

The interferometry radii, out-, side- and long- take the form

$$R_O^2 = R_S^2 = \frac{T}{T_{\text{eff}}} R^2; R_L^2 = t^2 \frac{T}{m} \quad (8)$$

and are similar to ones in relativistic case in central rapidity point [21, 22], if $m \gg m_T$ $m^2 + p_T^2$. The interferometry volume is then, taking into account (5),

$$V_{\text{int}} = R_O R_S R_L = \frac{R_0^2 t_0 (T_0)^{3=2}}{T_{\text{eff}} \frac{T}{m}} \quad (9)$$

and does not change significantly since it depends on T_{eff} only. So, it is not surprise after all, that the APSD will be, at least approximately, preserved with time

$$hf(t;p)i = n_0 \frac{1}{4 m T_0} \exp\left(\frac{p_T^2}{2m} \frac{1}{T_{\text{eff}}(t)}\right): \quad (10)$$

The average momentum phase-space density, $hf(t;p)i$, as well as the interferometry volume V_{int} , will preserve in time if and when, at some stage of the evolution, $T_{\text{eff}}(t)$ is constant in time.

Practically, the effective temperature, and thus the APSD $hf(t;p)i$, could be slightly reduced or even increased with time during the evolution, depending on initial conditions, the evolution stage and particle mass. The behavior of the effective temperature is correlated unambiguously with behavior of the particle transverse energy per unit of rapidity (or average particle transverse momentum). In the idealized case of the 1D longitudinal expansion of a one-component gas, the particle transverse energy per unit of rapidity can be only decreased since the effective temperature of transverse spectrum in that case is just the system's temperature that falls down permanently. However, in realistic case when transverse expansion is switched on, the interplay between transformations of a system's heat energy into the transverse and longitudinal kinetic energies of particles becomes much more

complicated. At the 3D expansion a diminution of the total energy of a small part of hydrodynamic tube confined within a small rapidity interval is accompanied by a faster decrease of the particle longitudinal kinetic energy, comparing to the 1D case. It is caused by faster temperature decrease, while longitudinal collective velocities are the same in that piece of fluid. As for the transverse energy, it is accounted not only a decrease of the heat energy, associated with temperature, but also an increase with time of transverse flows. Therefore, the particle transverse energy (in relativistic case better to consider average transverse momentum of particles) will not change essentially during the evolution. Such a processes of transformation of the heat into the transverse flow is accompanied by an appearance of positive correlations between absolute value of particle transverse momentum and its distance to the centre of the system. The degree of that correlation grows with time compensating thus the contribution of increasing geometrical radii to the interferometry volume $V_{int}(p_T)$ [22]. Since the transverse momentum spectra do not change much, the AP SD $hf(t;p) \propto \frac{d^3N}{dyd^2p_T} = V_{int}(p_T)$ becomes about constant at some stage of evolution unlike to the local phase-space density $f(t;r;p)$ and particle density. The latter is just fast monotonically decreasing function (see (4)):

$$n(t;0) = n_0 \frac{R_0^2 t_0}{R^2(t)t} \propto \frac{1}{t^3} \quad (11)$$

This is one of the main our points, – the system can reach small densities and decay with rather high AP SD reflecting the high averaged phase-space density in the moment when the system has been formed!

Now we pass from general physical ideas to the concrete results within the realistic model of Pb+Pb collisions at CERN energies 158 AGeV [7]. The model describes hydrodynamically the evolution of chemically frozen hadron-resonance gas from the hadronization stage to the thermal, or kinetic, freeze-out. As it was found recently [5], if chemical freeze-out is incorporated into hydrodynamics, than the final spectra and rebal lifetimes are insensitive to the temperature at which the switch from the hydrodynamics to cascade URQMD is made. It implies that the local conservation law describing the transformation of heat energy into collective flows for a chemically frozen hydrodynamic evolution results in spectra which correspond approximately to the microscopic cascade calculations. Basing on an analysis of the particle number ratios, pion rapidity density at $y=0$; slopes of transverse spectra and values of interferometry radii for pions, kaons and protons, the reconstruction of the hadronization stage was done

in Ref. [7] by solving back in time the hydrodynamic equations for the chemically frozen composition of mesons and baryons with masses up to 2 GeV. The "initial conditions" for such a solution were defined from an analysis of spectra and correlations at thermal freeze-out stage. Supposing that the hadronization of Bjorken-like expanding quark-gluon plasma (QGP) happens at a uniform chemical freeze-out temperature T_{ch} with Gaussian-like particle density transverse profile of some width R and self-similar transverse flow $y_T = r/R = R$, one can restore the hadronization proper time τ_{ch} , transverse radius $R(ch)$, transverse velocity $v_R(ch) = R'(ch)$ at Gaussian "boundary" of the system, and then the energy and particle number densities in the center of the system, ϵ_{ch} and n_{ch} , at the hadronization from the correspondent hydrodynamic solutions. The temperature T_{ch} and baryonic chemical potential $\mu_B(ch)$ are defined in Ref. [7] from the analysis of particle number ratios.

TABLE 1. The characteristics of the chemical freeze-out in Pb+Pb SPS collisions at 158 A GeV.

T_{ch} GeV	$\mu_B(ch)$ GeV	τ_{ch} fm	R_{ch} fm	$v_{R,ch}$	$\epsilon_{ch} \frac{\text{GeV}}{\text{fm}^3}$	$n_{ch} \frac{1}{\text{fm}^3}$
0.164	0.224	7.24	4.63	0.304	0.420	0.421

The evolution of the APSD $h_f(p_T)$ for the frozen number of direct pions in hadron-resonance gas with the initial conditions at chemical freeze-out as in Table 1 is demonstrated in Fig. 2.

As one can see, the APSD is changed less than 10 per cents only during the evolution from the hadronization stage to the kinetic freeze-out one and its values at small transverse momenta are even higher at the final than at the initial moment. At the same time, as it is demonstrated in Fig. 3, the densities of direct pions drop rather quickly in the central part of the system where soft momentum particles are produced. The bright illustration of the difference in the evolution of space and average phase-space densities gives the comparison of correspondent curves at $\sqrt{s} = 15$ fm/c and $\sqrt{s} = 7.24$ fm/c. While the APSD changes not more than 35 per cents and even increases at small p_T , the particle density drops everywhere about 600 per cents! We can conclude, therefore, that the basic physical phenomenon of approximate "conservation" of the pion APSD during the system evolution, that we demonstrated analytically in the non-relativistic models of the 3D hydrodynamic evolution, also takes place in general case of the relativistic 3D expansion of many-component hadron resonance gas.

The end of this Section we devote to new important results concerning an evolution of the phase-space density $h_f(t)$ that is totally averaged over

momentum and space with the integral measure $d^3r d^3p$

$$\langle f^2(t) \rangle = \frac{\int d^3r \int d^3p f^2(t; r; p)}{\int d^3r \int d^3p f(t; r; p)}; \quad (12)$$

It is obviously that $\langle f^2(t) \rangle \neq \int d^3p \langle f(t; p) \rangle^2$: Supposing the Boltzmann non-relativistic approximation for the distribution function:

$$f(t; r; p) = (2\pi)^{-3} \exp \left(-\frac{m(v - u(t; r))^2}{2T(t; r)} \right) \quad (13)$$

where $u(t; r)$ is collective velocity field, and $\mu(t; r) = \exp(\mu/T)$ is the fugacity, μ is (non-relativistic) chemical potential, one can find for finite expanding system that $\frac{d}{dt} \langle f(t) \rangle = 0$.

Indeed, from the hydrodynamic equations for the one-component Boltzmann gas (see, e.g., [23]) it follows that the fugacity is preserved along the current lines: $(\partial_t + u_i \partial_{x_i}) \mu = 0$. Then one should appeal again to the hydro equations to deduce that

$$(\partial_t + \partial_{r_1} u_1) T^{3/2} = 0; \quad (14)$$

and get finally, using the property of finiteness of the system, that ($k = 1, 2, \dots$)

$$\begin{aligned} \frac{d}{dt} \int d^3r \int d^3p f^k(t; r; p) &= \int d^3r \frac{\partial}{\partial t} \int d^3p f^k(t; r; p) = \\ \frac{m}{2k} \int d^3r \partial_{r_1} (u_1 T^{3/2-k}) &= 0 \end{aligned} \quad (15)$$

So the totally averaged phase-space density is conserved during the system expansion! Such a models which describe initially finite systems, $f(t_0; r) \neq 0$, belong to the class of Landau-like models [24]. Of course, the property $\langle f(t) \rangle = \text{const}$ is satisfied in the concrete model (1) of spherically expanding reball.

There is, however, the another, Bjorken-like class of hydrodynamic models, which are the boost invariant, and, so, formally infinite in the longitudinal direction. For this situation it is better to define the phase-space densities that are averaged over all phase-space excepting particle longitudinal momentum p_z , or rapidity y ; in order to associate the APSD to small rapidity interval near mid-rapidity, $v_L = p_z/m \rightarrow 0$, or $y \rightarrow 0$: We will mark the corresponding APSD as $\langle f(t; y) \rangle$: Since the boost-invariance

dictates that distribution function depends on v_L (or y) and $u_L = r_z/t$ (or hydrodynamic rapidity) just in the form of their differences ($v_L - u_L$) for non-relativistic case, or (y) for relativistic one, then the integration over fluid longitudinal coordinates at fixed particle velocities $v_L = 0$, or $y = 0$, in (12) can be substituted with the integration over particle rapidity at fixed hydrodynamic velocities $u_L = 0$, or $\eta = 0$: Therefore, the $hf(t; y)$ corresponds to a totally averaged phase-space density in a small central slice $|y| < 1$ of hydrodynamic tube that expands conserving the entropy S and particle number ($dN = dy$). Using the Eq. (14) one can find, similar to (15), that

$$\frac{d}{dt} \int_{-Z}^Z \int d^2r \int f^k(t; r; p) d^3p = 0; \quad (16)$$

and, thus, in this case the APSD $hf(t; y)$ of non-relativistic Boltzmann gas will be also preserved in time.

It is useful to explain and generalize for relativistic case the above results do not resorting to hydrodynamic equations. Let us consider the time evolution of the set of fluid elements starting from some initial time t_0 . They contain particle numbers N_i , entropy S_i , energy in its rest systems (marked by asterisk) $E_{i(0)}$ and occupy initially the small volumes $V_{i(0)}$ near points $x_{i(0)}$ with temperatures $T_{i(0)}$ and chemical potentials $\mu_{i(0)}$. At some time t_f after evolution they have the correspondent values: $(0) \rightarrow (f)$ preserving their entropy S_i (due to isentropic expansion) and particle number N_i (because of chemically frozen evolution). Then, according to the thermodynamic identity (p is a pressure)

$$S_i = \frac{P_{i(0)} V_{i(0)}}{T_{i(0)}} + \frac{E_{i(0)}}{T_{i(0)}} - \frac{\mu_{i(0)}}{T_{i(0)}} N_i = \frac{P_{i(f)} V_{i(f)}}{T_{i(f)}} + \frac{E_{i(f)}}{T_{i(f)}} - \frac{\mu_{i(f)}}{T_{i(f)}} N_i \quad (17)$$

In ideal Boltzmann gas $pV = NT$ and at $m = T \ll 1$ $E = mN + \frac{3}{2}NT$. In the ultrarelativistic case $m = T \gg 1$, when the particle mass can be neglected, $E = 3NT$: As the result of the Eq. (17), in the both cases the "non-relativistic fugacities" will be conserved, $\frac{\mu_{i(0)}}{T_{i(0)}} = \frac{\mu_{i(f)}}{T_{i(f)}}$, along the world lines of each fluid element, or along the current lines. What does happen with the APSD during the system evolution? In the case of a relativistic expansion the averaging in (12) should be done in relativistic covariant form $d^3r d^3p / p_0$, $f(t) \rightarrow f(\eta); f(t; v_L) \rightarrow f(\eta; y)$ where hypersurface generalizes the hypersurface of constant time t : The 4-vector of the site at formed by the world lines of fluid element that crosses the moving with

4-velocity $u^R_{(i)} = \frac{v_i n_i}{u_{(i)} n_{(i)}}$, where $n_{(i)}$ is normal to (x) . Then ($k = 1; 2; \dots$)

$$\int_{V_i} d^3p \frac{d^3p}{p_0} \exp[-k(p u_{(i)} - m) = T]^k \quad (18)$$

$T_i^{3/2} \propto V_i$ if $m = T \ll 1$ and $T_i^3 \propto V_i$ if $m = T \gg 1$. Since the "non-relativistic fugacity" $\lambda = \exp[-\frac{m}{T}]$ and correspondent values $(m T_i)^{3/2} V_i$ ($m = T \ll 1$) or $T_i^3 V_i$ ($m = T \gg 1$) are constants along the current line, then

$$\int_{V_{i(0)}} d^3p \frac{d^3p}{p_0} f^k = \int_{V_{i(f)}} d^3p \frac{d^3p}{p_0} f^k \quad (19)$$

and, finally, the values of phase-space densities $hf(x)$ and $hf(x; y)$ averaged over $d^3p \frac{d^3p}{p_0}$ are the same at different hypersurfaces. In the other words, the totally averaged PSD of relativistically expanding Boltzmann gas is approximately preserved during the system evolution if the mass of the particles are essentially higher or smaller than the temperatures during the system evolution.

The example of such a conservation of the APSD gives the non-relativistic Bjorken-like model (4) that results in $mhf(t; v_L) = \frac{n_0}{8(m T_0)^{3/2}} = \text{const.}$ The behavior of the pion APSD $hf(t; y)$ that is calculated in the relativistic 3D Bjorken model [7] (with initial conditions according to Table 1) is also rather closed to constant, it is changed from the chemical to kinetic freeze-out stages 5–7 per cents only, but it increases with time! It means that "non-relativistic fugacity" of pions, $\exp[-\frac{m}{T}]$, grows with time. This paradoxical behavior of the APSD appears due to the effect of mixture of heavy and light hadron gases. Indeed, let us suppose that we have the mixture of the two gases: massless (e.g., neutrino) with concentration α_1 and heavy mass (e.g., neutrons) with concentration α_2 ($\alpha_1 + \alpha_2 = 1$). Each of them will preserve its "non-relativistic fugacity" if expands separately. For the mixture evolution we have, generalizing (17), that $\alpha_1 T_1 = T + \alpha_2 T_2 = \text{const}$ along the current line at isentropic expansion, where α_i is concentration of "i" component. One can suppose that expansion is conditioned mostly by the heavy component: $(m T_i)^{3/2} V_i = \text{const}$ during the evolution. If then the both fugacities are preserved then the entropy of the mixture will decrease: light component needs the volume $V_{(f)}^0 = V_{(0)} \frac{T_{(0)}^3}{T_{(f)}^3}$ to preserve the entropy at the same fugacity, but it gets only $V_{(f)} = V_{(0)} \frac{T_{(0)}^3}{T_{(f)}^3} \frac{V_{(0)}}{V_{(f)}} < V_{(f)}^0$;

while the heavy component preserve its entropy. Thus, the fugacity of the light component should grow and, correspondingly, it should decrease for the heavy component. The expansion of the mixture will follow the law which is intermediate between $V^{-1}=T^{3=2}$ and $V^{-1}=T^3$. The latter was demonstrated in detail in Ref. [7]. The mean mass of the chemically frozen hadron-resonance Boltzmann gas there is essentially higher than temperature of hadronization: $\bar{m} = \sum_j m_j = 0.662 \text{ GeV}$, where j is the concentrations of j hadronic species. The above mentioned result as for some increase of the pion APSD $h_f(t; y)$ and, thus, the pion "non-relativistic fugacity" is explained, therefore, by the fact that the pion gas is the lightest component in the mixture.

3 Resonance influence on spectra and interferometry volume in A + A collisions

Our previous analysis was based on thermal distributions, which in hydrodynamic models are typical for so called direct particles and resonances. The pion spectra from resonance decays are not thermal and, even under an assumption of sharp kinetic freeze-out, are formed in some effective post freeze-out 4-volume, that depends also on resonance widths. Unfortunately, one cannot ignore a priori the contributions to the pion spectra and interferometry radii of the short-lived resonances as they give more than half of total pion yields in ultrarelativistic A + A collisions. Such a big contribution arises since a chemically equilibrium composition of the hadron resonance gas, corresponding to relatively high hadronization temperature, is nearly frozen during the subsequent evolution to low temperatures. Of course, the resonance decays could take place during the evolution of the dense system and lead to some increase of number of (quasi) stable particles even before the kinetic freeze-out (without that the numbers of all particle species will be conserved until system's decoupling within concept of chemical freeze-out). On the other hand, there are back reactions, that produce the resonances in dense system. These reactions do not lead to the chemical equilibrium, but just reduce effect of resonance decays into chemically non-equilibrium medium. According to the results of Ref. [7], nearly 2/3 of all pions arise from the resonance decays after thermal freeze-out if one totally ignores effects of the decays within uid. Taking into account a rather short duration of the hydrodynamic stage for hadron gas, about 1.7 fm/c, which is comparable with the average life-time of the resonances, we can very roughly estimate that about one more of half of pions arise from resonance decays at

post hydrodynamic stage.

The only attempt to analyse the contribution of very large number of short-lived resonances to the spectra and interferometry volume was done in Refs. [25] within some hydrodynamic parametrization of the kinetic freeze-out. The aim of that paper was to fit the spectra and interferometry data at SPS CERN and RHIC BNL supposing that kinetic freeze-out happens just after hadronization. However, it has not been done the analysis of relative resonance contribution to the interferometry radii, probably, since a non-physical approximation of infinite widths, or zero lifetimes, of all resonances which were used. But just such estimates are necessary for an analysis of the phase-space and particle density properties at the kinetic freeze-out. Pursuing this aim we analyse the resonance contributions to the spectra and interferometry radii basing on the hydrodynamic model of Ref. [7] and take the widths of mesonic and baryonic resonances with masses up to 2 GeV from Particle Data Group [26]. Because of the technical reasons we ignore, however, the contributions from many-cascade decays, that, as we hope, does not change the general picture and conclusions.

To evaluate the contribution from resonance decays to the pion spectra and interferometry radii we use the quasi-classical approximation [27] for the emission function $g_i(x;p)$ of "i" resonance species:

$$g_i(x;p) = \int_0^{\infty} d!^2 \Gamma_i(!^2) \int \frac{d^3 p_i}{E_i} 2m_i ((p_i - p)^2 - !^2) \int_0^{\infty} d \tau_i \exp(-\tau_i) \int d^4(x_i) p_i^{(4)}(x_i, [x_i + \frac{p_i}{m_i}]) f_i^{1eq}(x_i; p_i) \quad (20)$$

The emission function $g_i(x;p)$ describes the production of pion with momentum p from "i" resonance species, the latter is distributed according to local equilibrium phase-space density $f_i^{1eq}(x_i; p_i)$. The quasi-classical picture supposes that "i" resonance is created from the hydrodynamic tube at a space-time point x_i of the kinetic freeze-out hypersurface and decays into $\pi + X$ after some proper time with the mean value τ_i . The probability to produce a group of particles X with an invariant mass $!$ which accompany a pion at "i" resonance decay is described by the covariant amplitude of resonance decay $\Gamma_i(!^2)$ that is supposed to be known. The pion spectra and correlations are defined, therefore, by the phase-space densities of "direct" pions and resonances at . Follow to Ref. [7], we choose the local Boltzmann

distribution $f_i^{\text{leq}}(x_i; p_i)$ at the kinetic freeze-out hypersurface : $\tau_{\text{th}} = \text{const}$ that corresponds to constant temperature T_{th} ; boost-invariant longitudinal flow, transverse Gaussian-like density profile with width $R(\tau_{\text{th}})$, and transverse flow $v_T = v_R r = R(\tau_{\text{th}})$. The correspondent parameters for Pb+Pb 158 A GeV collisions were extracted in Ref. [7] from analysis of the spectra and interferometry radii at fairly large p_T to reduce maximally the influence of resonance decays. They are $T_{\text{th}} = 0.135$ GeV, $R(\tau_{\text{th}}) = 5.3$ fm, $v_R = 0.4$: We take proper freeze-out time $\tau_{\text{th}} = 8.2$ fm/c for the "direct" pions [7], and use this freeze-out time also for resonances which produce pions. Note, however, that the average freeze-out time for different hadronic species was found as 8.9 fm/c [7] that does not differ much from what we use. We do not pretend in this paper to a detailing of the spectra and radii, our aim is to analyse the dependence on flow intensity of the relative contributions of resonances to the spectra and interferometry radii within the unique model [7] and, thus, to estimate the influence of resonances to the phase-space densities. So, we just take the parameters which were found in [7], and use them for highest SPS energies. Also, we estimate roughly the corresponding contribution to the AP SD at RHIC energies by using the same model, just enhancing the intensity of transverse flows: $v_R = 0.4 \rightarrow v_R = 0.6$.

The Fig. 4 demonstrates that resonance decays extend the interferometry volume, especially at small transverse momenta. The ratio of complete volume to direct one grows when the intensity of transverse flow increases. Thus, at small transverse momenta the flow reduces the complete interferometry volume less than the volume formed by direct pions only. The another impressive effect of influence of the flow and resonance decays to interferometry radii is demonstrated in Fig. 5. One can see that "standard" hydrodynamic behavior of the ratio $R_{\text{out}}=R_{\text{side}}$ which typically is larger than unit becomes essentially smaller, $R_{\text{out}}=R_{\text{side}} < 1$, out of the region of very small p_T , if the resonance decays are taken into account. The above effects are conditioned by the rather complicated interplay between the kinematics of resonance decays and flows which resonances involved in. An understanding of the corresponding effects is crucial for the correct estimates of the phase-space densities.

Let us describe an effect of the relativistic longitudinal flow. If there is no flow and the resonance momentum spectra are, for instance, pure thermal, then the whole volume of the source is accessible for resonances to produce pion pairs. Since the resonances have a finite average life-times, they can decay inside as well as outside of the source volume, therefore, at any momenta of the pairs the pion interferometry radii will be larger than the sizes of the source that emits resonances. If source expands relativistically in lon-

longitudinal direction, then the spectra of heavy resonances are defined mostly not by the temperature but the flow. Let us suppose, that pairs of identical pions with average rapidity $y' = 0$ and half-sum of pion transverse momenta p_T are produced by two resonances 1 and 2 having, for simplicity, two-particle mode of decay with the same absolute value of pion momenta p_0 in the rest frame of resonance. If one studies long-projection of correlation function, the transverse momenta of both pions of the pair is supposed to be equal p_T . Since the only pions with closed momenta interfere, the resonances should have rapidities $y_1' - y_2' = \sinh^{-1} \frac{p_0^2 - p_T^2}{p_T^2 + m^2}$ if their masses are much bigger than the temperature and there are no transverse flows, to guarantee $y' = 0$. Thus, the heavy resonances with $y_1 = y_2$ are emitted just from the two fluid elements with correspondent fluid rapidities $y_i = y_1$. The sizes of these fluid elements are rather small, $\frac{T}{m_i}$ [28], as compare to the system's scales and also to the correspondent homogeneity lengths of direct pions. If the half-sum of pion transverse momenta is small, $p_T = p_0$, then the distance between the two fluid elements could be also small if $y_1 = y_2$ or rather large if $y_1 = -y_2$. Because of the later configuration, the long-interferometry radius, that corresponds to Gaussian fit to the correlation function, will be fairly large at small p_T . It is enhanced additionally since the velocities of resonances are back-to-back directed (total momentum of pair are selected near zero value) and they are propagated some time before decay. At large $p_T > p_0$ a distance between the two resonances is reduced according to the kinematics, especially when transverse flow takes place, that is why the resonance contribution to the interferometry volume died out with p_T much faster than to the spectra. Note, that the pion spectra from decays of the fixed resonance species is essentially non-thermal, non-exponential, at least in the transverse momentum region below p_0 . One can see it at the top of Fig. 6 for fixed heavy resonance species $f_2(1270)$ with $p_0 = 0.622$ GeV. But the total contribution from many of such resonances with different masses and different p_0 has the slope of the spectra which, as one can see from Fig. 6, is closed to the slope of the "direct" pions in wide momentum region.

Note, that the above effects are typical in the situation when the fraction of pions that produced by resonances is very big, that takes place in the picture of the chemical freeze-out. In the opposite case, mostly direct-direct and direct-resonance pion pairs are important for interferometry radii formation, the corresponding results are well known [27].

This detail consideration allows us to clarify what we should measure to estimate the overpopulation of phase-space in the system at the latest

stage of its evolution. First, the spectra of pions from decays of some fixed resonance species are primarily non-thermal, second, the resonances that produce the pion pair are emitted, in general, from small different elements of fluid separated by some distance that could be rather large at small transverse momenta of the pair. The pions of pair are produced also in different (proper) times. This is completely unlike of emission of direct pions at freeze-out in hydrodynamic picture: the pions with similar momenta are emitted preferably from one fluid element, the value of momenta dictates the sizes of that element (homogeneity lengths) and the HBT interferometry measures the corresponding sizes. Hence, the maximal phase-space density at each p is just spectrum $n(p)$ divided by the interferometry volume and the APSD is less than it by factor $(2)^{3=2}$ if one supposes the Gaussian phase-space density profile (at fixed p !) outside of that fluid element. Such a value for the case when $x \rightarrow p$ correlations are absent and Gaussian profile is universal for all p was analysed in pioneer Bertsch paper [1]. For pions created by the resonances there is no such a transparent physical meaning of the ratio of the spectrum to interferometry volume, even if put the resonance width to infinity and so let them to produce pions just at the freeze-out hypersurface. Indeed, if we suppose the absence of transverse flows, - then at small p_T of pairs there are, as it was discussed above in detail, the two rather small, $L \sim \frac{1}{T=m}$, and good separated by distance $L \sim 2 \sinh \frac{1}{2} L$ fluid elements which emit the pions. Obviously, the maximal APSD here is proportional to $n(p)=1$ and is the high value, while it will be estimated as small value, $n(p)=L$, according to the Bertsch prescription when the interferometry radius, extracted by Gaussian fit to the interferometry peak, is proportional to L . Of course, the correlation function in large interval of q_L is rather different of the Gaussian form, it is proportional to $1 + \exp(-q_L^2 L^2) \cos^2(q_L L/2)$, and this is the solution of the paradox, - the simplest form the Bertsch prescription fails here, but how to distinguish such an effects of non-Gaussian contribution, when experimentalists are fitting the total correlation function from many of similar contributions by Gaussian? The finite life-time of the resonances makes the situation even more complicated. We can conclude that the effective region (homogeneity volume), where the single pion spectrum from the resonance decays forms, is not associated with an interferometry volume of pion "resonance emission" that is topologically non-trivial and corresponds, in general, to the superposition of space-time separated Gaussian sources. Since there is no possibility to find in transparent way the real contribution to the pion phase-space density from the decays of heavy short-lived resonances, we will exclude that resonance contributions to the APSD as it will be described

below .

4 Extraction of pion fugacities in A + A collisions.

Our aim is to propose the simple method to estimate the overpopulation of phase-space that does not depend on details of hydrodynamic evolution. Before discuss it, let us make some comments as for an applicability of the hydrodynamic approach to the post hadronization stage in A + A collisions. As we discussed in Sec. 2 there is approximate equivalence between chemically frozen hydrodynamics of hadron gas and its evolution within the cascade approach in the temperature region of applicability of hydrodynamics. Out of this region, below temperature 0.12 GeV [5], the formation of spectra is basically continuous in time with fairly long "tails". That continuous emission is characterized by emission function $g(t; r; p)$ which, normally, is very far from thermal. The bright example of it is presented in Ref. [20] and is based on the exact analytic solution (1) of Boltzmann equation for expanding reball. Despite the extremely complicated character of the emission function $g(t; r; p)$ that was found in [20], the interferometry radii, spectra and the AP SD have very simple analytical forms and correspond to thermal distribution function in the reball before it starts to decay. It is similar to some kind of duality in the description of the spectra and the interferometry data basing either on (thermal) distribution functions $f(t; r; p)$ which characterize the system just before decay begins or on the emission function $g(t; r; p)$ that describes the process of continuous particle emission after the system loses its simple thermal properties. The replace of the complicated emission process by the simple Landau [24] prescription of sudden freeze-out at lower boundary of the region of applicability of hydrodynamics, at $T = 0.1 - 0.14$ GeV (depending on the system size) is, of course, a rather rough approximation. Nevertheless, as we discussed above, the momentum - energy conservation laws, particle and entropy (partial) conservation as well as some symmetry properties minimize the correspondent deviation for observables. As for the average phase-space densities, which, as we discussed in Sec. 2, are approximately frozen during the hydrodynamic evolution, there is no reason to expect that they are changed significantly at the transition to their complete freeze-out (the AP SD does not change at a stage of free streaming).

Therefore, one can consider the analysis of the AP SD in two aspects. The first one associates the observed AP SD with the corresponding value in thermal hadron medium just before its decay, that allows to obtain, based

on the distribution function $f(t; r; p)$, the particle number and others densities in the medium at pre-decaying stage. From the other hand one can link the APSD with the properties of the particle continuous emission, and thus to analyse the process of particle liberation described by the emission function $g(t; r; p)$: If the decay of the medium starts at the time t_f , then one can compare the particle density before decay $n(t_f; r) = \int_R d^3p f(t_f; r; p)$ with the densities of "emission capacity" of the source at point r ; $n_{emit}(r) = \int_{t_f}^1 dt \int_R d^3p g(t; r; p)$. Since the system continues to expand during the process of particle liberation, then $n(t_f; r) < n_{emit}(r)$ and the equality is reached only in the case of a real sharp freeze-out when, in the non-covariant form, $g(t; r; p) = f(t; r; p) \delta(t - t_f)$: Thus the results of our analysis of the APSD based on the hydrodynamic picture with the Landau freeze-out prescription gives the possibility, on the one hand, to find the particle density in thermal hadron medium just before its decay and, on the other hand, to make the upper estimate of the "emission capacity" density for the continuous process of particle liberation.

It is clear, however, that the resonance decays at the post freeze-out stage destroy the above conception of duality in the APSD description, since they dramatically change the post-hydrodynamic (pion) emission function $g(t; r; p)$: The attempt to consider the decay of resonances just on the sharp freeze-out hypersurface will make an estimate of pion density to be artificially high. Indeed, for typical proper times of sources in A+A collisions the decay of expanding swarm of resonances will not enhance the densities because the mean half life-time of resonances is nearly $2 \text{ fm}/c$. This is one more reason (for the others see the end of Sec. 3) to exclude the resonance contributions to the spectra and interferometry radii when one makes an estimate for the pion APSD in decaying hadron system. Since the effective temperature of the total pion spectra and direct pions are approximately the same until rather high p_T , one can just reduce the spectra by the corresponding factor, say $1/3 \rightarrow 1/2$, as it follows from the chemical freeze-out concept [6, 7]. As for the interferometry volume, the correction factor can be taken as 0.6 for SPS energies and 0.5 for RHIC energies as it follows from Fig. 4 and will be explained below.

Coming back to the hydrodynamic analysis of the spectra, interferometry radii and the APSD of "direct" particles in Sec. 2, one can see (e.g. from Eqs. (6), (10)) the simple link between above values

$$hf(t; p) = \frac{d^3N}{d^3p} = (8/3) V_{int} \quad (21)$$

The Eq. (21) expresses the basic Bertsch idea [1] and can be generalized in covariant way for relativistic situation [30]. If system decays at some freeze-out hypersurface, the PSD averaged over this hypersurface can be expressed through the two-particle correlation function $C(p; q)$ of identical bosons as the following

$$hf(p)i = \frac{\int_R f^{1eq}(t; r; p)^2 p^3 d^3p}{\int_R f^{1eq}(t; r; p) p^3 d^3p} = \frac{1}{(2\pi)^3} \int \frac{d^3N}{d^3p} (C(p; q) - 1) d^3q \quad (22)$$

Thus, to estimate the APSD one should use the experimental data on spectra and correlation functions, or the interferometry radii, if $C(p; q) - 1$ is presented in standard Gaussian form, see (21). As for the left hand side of Eq. (22), it is strongly model dependent since it is determined not just a few parameters but unknown functions in space-time such as a fugacity $\lambda = \exp(\mu)$, temperature T and flow 4-velocities u in local equilibrium Bose-Einstein distribution $f(x; p) = (2\pi)^{-3} [\lambda^{-1} \exp(p \cdot u) - 1]$. More concrete, it was demonstrated in Ref. [13] that boost-invariant longitudinal flows in the system could bring the significant error if fugacity is extracted from $hf(p)i$ supposing a static source.¹ It was shown also that the extracted value of fugacity depends strongly on transverse flows, - all that makes estimates of this value to be essentially model dependent. Therefore, the experimental analysis (see, e.g. [18]) of overpopulation of phase space carry out within some concrete models and, thus, depends on many assumptions as for distribution functions at freeze-out and form of this hypersurface.

Here we propose a method that allows to extract the fugacity in a model independent way. Let us explain the basic idea using oversimplified example when freeze-out happens at the uniform temperature and uniform particle densities across the whole freeze-out hypersurface that have closed the expanding hydrodynamic system. Then the phase-space density averaged over all space and momentum points

$$hf i = \frac{\int_R \frac{d^3p}{p_0} p^3 d^3p f^2(x; p)}{\int_R \frac{d^3p}{p_0} p^3 d^3p f(x; p)} = \frac{\int_R \frac{d^3N}{d^3p} (C(p; q) - 1) d^3p d^3q}{(2\pi)^3 N}; \quad (23)$$

will be the suitable value which allows one to extract the fugacity at freeze-out unambiguously, no matter to form of the hypersurface and flow profile.

¹Note, that in Ref. [13] there is erroneously claimed that such a discrepancy vanishes at high p_T , while the fugacity is still in $\sqrt{2}$ larger (in the Boltzmann approximation) at high p_T than one could estimate supposing that the source is static.

Indeed, at each point x one can make the integration over p in the rest frame of fluid element in the point x taking into account that in this comoving system the $f(x;p)$ depends on absolute value of p only (property of local equilibrium). Then, coming back to common c.m. system, and exploring Lorentz-invariant properties of the local equilibrium distribution function, one gets

$$(2)^3 hf(y) = \frac{\int_R d^3p u(x;p)}{\int_R d^3p u(x;p)} = \frac{\int_R \frac{d^3p}{(1 - \beta^2)^{1/2} \exp(-p_0/1)^2}}{\int_R \frac{d^3p}{(1 - \beta^2)^{1/2} \exp(-p_0/1)^2}} \quad (24)$$

If, as we supposed, the temperature and particle densities are constant at freeze-out, then

$$(2)^3 hf(y) = \frac{\int_R \frac{d^3p}{(1 - \beta^2)^{1/2} \exp(-p_0/1)^2}}{\int_R \frac{d^3p}{(1 - \beta^2)^{1/2} \exp(-p_0/1)^2}} \quad (25)$$

and $hf(y) = hfi_{eq}$ where hfi_{eq} is just the APSD for emission of static thermal homogeneous source.

Despite the extreme simplicity of this result, it cannot be used for practical utilization because of two reasons. First one is that the integration in Eq. (24) must be done over whole closed freeze-out hypersurface, including, of course, butt-ends of the hydrodynamic tube. It implies the knowledge of one- and two-particle spectra in whole momentum region $(y;p_T)$ that cannot be done by modern detectors. The second important reason why the formula $hf(y) = hfi_{eq}$ cannot be used is that the baryochemical potential and, hence, the temperature are not uniform across longitudinal direction as the data on proton to antiproton ratios in different rapidity regions demonstrates [31], see also the discussion about inhomogeneous of thermodynamic parameters in rapidity in Refs. [7], [32].

Fortunately, the result similar to (24) can be obtained for central rapidity interval where the spectra are usually measured and thermodynamic parameters are nearly uniform. Let us start from the well known observation [24] that at the latest stage of a hydrodynamic evolution the longitudinal velocity distribution corresponds to the asymptotic quasi-inertial regime, $v_L = r_z = t$. It takes place even in the Landau model of complete stopping, and, of course, in the Bjorken model [33] where this quasi-inertial regime exists at all times of hydrodynamic evolution. Further, if deviations of thermodynamic values such as the temperature, baryochemical potential, etc. in the longitudinal direction near central fluid rapidity $y_q = 0$ are negligible within maximal rapidity length of homogeneity [28], $\frac{T}{m} \gg 1$, then all physical values at

mid-rapidity can be calculated supposing the boost-invariance. The latter implies that the distribution function which applies for evaluation of the spectra at mid-rapidity near $y = 0$ can be considered as depending on difference between fluid and particle rapidities y only. As the result the APSD at fixed particle rapidity $hf(\cdot; y)_i$ is equal to the APSD $hf(\cdot; \cdot)_i$,

$$hf(\cdot; y)_i = \frac{\int_R \int_R f^2(t; r; p) p \frac{d}{d} \frac{d^3 p}{p_0}}{\int_R \int_R f(t; r; p) p \frac{d}{d} \frac{d^3 p}{p_0}}; \quad (26)$$

at fixed ratio $r_z = t = \tanh \eta$, corresponding to fluid rapidity $\eta = y$. Then using the Lorentz transformations as it was described above one can absorb all dynamic and kinematic characteristics into common factor $V_{eff}(\cdot) = \int_R \frac{d}{d} u(r; \cdot)$ for nominator and denominator in Eq. (26). Note, if the freeze-out hypersurface $\Sigma(r)$ has non-space-like sectors, the measure of integration in (26) should be modified to exclude negative contributions to particle numbers at some momenta. As the result, it contains functions like $(p \cdot n(x))$ where n is 4-vector orthogonal to hypersurface [34, 35]. If a fluid element that crosses the time-like sector of the freeze-out hypersurface decays preserving its total particle number, then the measure of integration is modified according to prescription in [34]. In that case, after integration over all momenta at each point x the factorization of nominator and denominator in (26) occurs again resulting finally to the same factor $V_{eff}(\cdot)$: Thus, the expression (26) for the APSD can be used in the same form even when freeze-out hypersurface contains non-space-like sectors, if one considers prescription from Ref. [34] to describe a system decay at time-like parts of the surface. Finally, the common effective volumes are canceled and the result is

$$(2)^3 hf(\cdot; y)_i|_{y=0} = \frac{\int_R \frac{dp}{(1 - \exp(-p_0))}^2}{\int_R \frac{dp}{(1 - \exp(-p_0))}} \quad (27)$$

Here an inverse of temperature and fugacity characterize thermal properties of the decaying system at mid-rapidity and are supposed to be approximately constant within one unit of rapidity near $\eta = 0$: On the other hand, the above value of the APSD is expressed through the transverse spectra and the interferometry radii at mid-rapidity similar to Eq. (23),

$$(2)^3 hf(\cdot; y)_i = \frac{2^{5-2} \int_R \frac{1}{R_O R_S R_L} \frac{d^2 N}{2 m_T dm_T dy}^2 dm_T}{dN = dy} \quad (28)$$

Here we neglect an interference cross-term since it is usually rather small in mid-rapidity region. The factor α , that will be calculated later from the results of the preceding Section, is introduced to eliminate contribution of short-lived resonances to spectra and interference radii. It absorbs also the effect of suppression of correlation function due to long-lived resonances.

Therefore, we proved, using very natural assumptions, the possibility to extract in the model independent way the fugacity in the expanding thermal systems at the stage of its freeze-out, realizing, thus, the program which was declared by Bertsch in his pioneer paper [1].

Let us use our approach to find the chemical potential of direct pions at the thermal freeze-out at SPS and RHIC. First, we should estimate factor α in Eq. (28). Aiming to make the upper estimate of the overpopulation of phase space we will use the effective suppression factor due to contributions of long-lived resonance as $\alpha = 0.8$, so α contains factor $\alpha' = 0.9$. Since the slopes of the complete pion spectra and direct pions are very similar in wide m_T region (see Fig. 6), we just reduced the experimental spectra by the factor of ratio of total pion number to number of direct pions that follows from an analysis of the particle number ratios within the concept of chemical freeze-out. We use the reduction factor to be 3 as it is found in Ref. [7], also we estimate, just for the comparison, the fugacity supposing reduction factor to be 2. The ratio of the complete to "direct" interference volumes can be fitted by the constant $\frac{V}{V_{\text{direct}}} = \frac{P}{m_T}$ function in the region shown in Fig. 4. We take into account this momentum dependence to define the effective correction factor which is also absorbed in the α in Eq. (28): The corresponding contribution is 1.65 for central collisions of Pb+Pb at 158 A GeV at SPS CERN and it is 1.92 for Au+Au $\sqrt{s_{NN}} = 130$ GeV at RHIC. Thus, $\alpha = 0.9 \cdot (1/3) \cdot (1.65/1.92) = 0.5$ (SPS) 0.6 (RHIC). If one uses the ratio of the total pion number to direct one to be 2, it changes the values of α to $\alpha = 0.65$ (SPS) 0.7 (RHIC). We use also these values to estimate the sensitivity of the results to the ratio of the total pion number to direct one.

To evaluate the APSD of direct pions (28) we use the following parametrization of the transverse spectra and interference radii.

For SPS Pb+Pb 158 A GeV: the transverse spectra is $\frac{d^2N}{2 m_T dm_T dy} = A \exp(-m_T/T_{\text{eff}})$, $T_{\text{eff}} = 0.180$ GeV, $\frac{dN}{dy} = 175$ [36]; the interference radii: $R_L = C_L \frac{P}{m_T}$, $R_S = C_{S,1} \frac{P}{1 + C_{S,2} m_T}$, $R_0 = R_S$. The fits for radii and correspondent numerical parameters are taken from Ref. [37]

For RHIC Au+Au $\sqrt{s_{NN}} = 130$ GeV: the spectra $\frac{d^2N}{2 m_T dm_T dy} = A \exp(-m_T/T_{\text{eff}})$, $T_{\text{eff}} = 0.200$ GeV, $\frac{dN}{dy} = 280$ [18, 38]; the interference radii $R_L = C_L \frac{P}{m_T}$, $R_S = C_{S,1} \frac{P}{1 + C_{S,2} + C_{S,3} m_T}$, we use

approximation $R_0 = R_S$. The phenomenological parametrization and numerical parameters is taken from Ref. [39].

The results of our calculations according to (27) and (28) are collected in Tables 2 and 3.

TABLE 2

	$(2)^3 \text{hf}(\pi; y)$ without corrections	corrections for resonances	$(2)^3 \text{hf}(\pi; y)$ for thermal (direct) pions
$p_{\overline{S_{NN}}}^{\text{SPS}} = 17.3 \text{ GeV}$	0.222	0.5 0.65	0.111 0.144
$p_{\overline{S_{NN}}}^{\text{RHIC}} = 130 \text{ GeV}$	0.265	0.6 0.7	0.160 0.185

TABLE 3

	T_{th} MeV freeze-out temperature	μ MeV without corrections	μ MeV for thermal (direct) pions	n_{π^-} fm ⁻³ thermal pion density
$p_{\overline{S_{NN}}}^{\text{SPS}} = 17.3 \text{ GeV}$	120	73	20 42	0.023 0.028 [0.095]
$p_{\overline{S_{NN}}}^{\text{RHIC}} = 130 \text{ GeV}$	100	90	61 71	0.019 0.021 [0.065]

The all values are related to the negative pions. The values in square brackets in the last column of Table 3 are critical pion densities (in rest frames of fluid elements) at corresponding temperatures for one (negative) component of isospin pion triplet. As one can conclude, no exotic phenomena which are associated with overpopulation of the phase-space could be expected at current energies. Some overpopulation takes place at RHIC, the pion chemical potentials are higher than at SPS and correspondingly the pion number density at RHIC is more close to the critical value of Bose-Einstein condensation then it happens at SPS. However the density values are still small to expect the critical phenomena, such as serious spreading of multiplicity distributions, significant reduction of the interferometry radii, etc., that is associated with the Bose-Einstein condensation of pions in momentum space. Nevertheless, some corrections to observables connected with the partial overpopulation of phase-space should be taken into account in advanced models of A + A collisions. We find, that overpopulation of the density of direct pions as compare to chemically equilibrium one is

1:22 1:48 at SPS and 1:95 2:16 at RHIC. Note, as it was discussed above, our estimates of the pion densities at the end of the hydrodynamic stage of the evolution are, at the same time, the upper limits for of the "emission capacity" density of the source of the direct pions.

5 Conclusions

The approach which allows to estimate the chemical potential and overpopulation at the thermal freeze-out in the way that does not depend on the profile and form of the freeze-out hypersurface has been developed. It is realized the basic Bertsch's idea to find from the interferometry the phase-space densities averaged over both space coordinates and momenta and compare it with the correspondent value for static source with equilibrium (homogeneous) Bose-Einstein thermal distribution to estimate thus the overpopulation of phase-space. We have proved that under assumptions of uniform particle density at the freeze-out hypersurface the shape and form of hypersurface are absorbed into the factor that is canceled when the AP SD is determined.

The another problem which has been analysed is an resonance contributions to the pion phase space densities. Because of the chemical freeze-out at hadronization stage, the essential part of pions, about a half, will be produced by short-lived resonances after thermal freeze-out. We found that the correlation function of two identical pions arising from decays of some heavy resonance species, even if one neglects its lifetime, is essentially non-Gaussian, especially at small pion transverse momenta. Then, if one gets the interferometry radii from Gaussian fit to the correlation function in the region of the interferometry peak, the longitudinal radii will be larger than homogeneity lengths of the regions where the spectra of "resonance" pions are formed. This violates the natural physical accordance $hf(t;p) \propto \frac{d^3N}{d^3p} = V_{int}$ that is typical for direct particles. Additionally, the account of finite lifetimes of resonances makes the picture even more complicated: the emission is now spread out in time direction and, thus, the V_{int} is treated as a specific projection of 4-volume of resonance emission on thermal freeze-out hypersurface. We have argued, therefore, that resonance contributions should be excluded when an averaged pion phase-space densities at freeze-out stage are determined. Our estimates of the total and "direct" spectra and ratios of correspondent interferometry volumes at different intensities of transverse flow, including what are typical for SPS and RHIC energies, gives the possibility to restore the AP SD of thermal pions at

thermal freeze-out. As the result, we found that overpopulation of thermal pions at the thermal freeze-out is associated with pion chemical potentials 20–42 MeV for Pb+Pb 158 AGeV collisions at SPS CERN and 61–71 MeV for Au+Au $\sqrt{s_{NN}} = 130$ GeV collisions at RHIC BNL. The estimates of the correspondent values in the recent paper [40] based on the concrete hydrodynamic parametrization are close to our results. The thermal pion densities are essentially smaller than the critical ones: $0.023 - 0.028 < 0.095 \text{ fm}^{-3}$ at SPS and $0.019 - 0.021 < 0.065 \text{ fm}^{-3}$ at RHIC. Therefore, the multi-bosonic effects at those energies would be considered rather as correction factor than as an important physical phenomena.

It looks like as the puzzle that the averaged phase-space densities at RHIC is significantly higher than at SPS, $0.160 - 0.185 > 0.111 - 0.144$ while the particle freeze-out densities are comparable. The detail analysis of an evolution of the APSD explains the paradox. Indeed, one can expect that at some initial time when the system is just thermalized and had no significant transverse flow, the both values are high enough, like as in the hot and dense gas in a box. However, when system expands and transverse flow develops, the behavior of the APSD and particle density are completely different. While the pion density is reduced dramatically, at the last stage as t^3 , the pion APSD changes rather slowly and can even increase. It is found that such a behavior is conditioned by the conservation of entropy and particle numbers at chemically frozen hydrodynamic evolution of the mixture of hadronic gases.

It is found that the decays of many heavy resonances correct significantly the interferometry radii of direct pions. It could result to up to 50 per cent increase of correspondent interferometry volume at small transverse momenta. Since the heavy resonances have, typically, large momentum p_0 of pions produced, the resonances contribute to the interferometry radii at large enough transverse momenta, $p_T \sim 1$ GeV also. One of the important consequences of it is the ratio of the outward interferometry radius to side-ward one, $R_{out}=R_{side}$, that becomes less than unit due to heavy resonance decays in contrast to standard results $R_{out}=R_{side} > 1$ for direct pions in the hydrodynamic models (excepting for the so-called the "blast-wave" model, see, e.g., [41]). It could be the step towards the understanding of the HBT puzzle.

The main aspect of the HBT puzzle concerns multiplicity (energy) dependence of the interferometry volume that turns out essentially smaller than it was expected at RHIC energies. Our results shed light to this phenomenon. Roughly, the reason could be the similarity of the thermodynamic parameters at the hadronization stage for the systems formed at high (RHIC)

and smaller (SPS) energies but difference in the intensity of flows which is higher at RHIC. In more detail, since, as we shown, the pion APSD does not change essentially during the evolution (and even can grow), the "interferometry volume", $V_{int} = (dN/dy) = (T_{eff}^3/hf(t))$ defined formally at any time of evolution of hadronic system, also changes rather slowly with time. The concrete mechanism of the effect is that, if the intensity of transverse flow grows during the evolution, the contribution of an enlarged geometric radius of expanding system to the interferometry volume is almost compensated by stronger reduction of interferometry radii due to the strengthening of the flow (see, e.g., [22]). The initial effective volume is, thus, partially frozen in the form the interferometry volume. Therefore, the relatively high averaged phase-space densities in Au+Au $\sqrt{s_{NN}} = 130; 200$ GeV collisions just reflect a higher initial phase-space densities and particle (partonic) densities at RHIC comparing to SPS, and, correspondingly, the effect of only small increase of the interferometry volume at RHIC is conditioned by more intensive transverse flows at higher energies. During the system evolution the APSD is reduced rather slowly ("froze") while the particle density falls down quickly until reaches the standard conditions for system decay. That is the reason why the observed value of the APSD has no direct link to the freeze-out criterion and final thermodynamic parameters, being connected rather to the initial phase-space densities formed in relativistic nucleus-nucleus collisions.

Acknowledgments

We are grateful to P. Braun-Munzinger for the interest to this work and stimulating discussions. The work was supported by NATO Collaborative Linkage Grant No. PST.CLG.9800086.

References

- [1] G.F. Bertsch, Phys. Rev. Lett. 72, 2349 (1994); 77, 789 (1996).
- [2] D. Ferenc, U. Heinz, B. Tomasik, U.A. Wiedemann, J.G. Cramer, Phys. Lett. B 457, 347 (1999).
- [3] F. Wang, N. Xu, Phys. Rev. C 61, 021904 (2000).

- [4] P. Koch, B. Müller, J. Rafelski, Phys. Rep. 142, 167 (1986); H. Bebie, P. Gerber, J.L. Goity, H. Leutwyler, Nucl. Phys. B 378, 95 (1992); J. Rafelski, J. Letessier, A. Tounsi, Acta Phys. Pol. B 27, 1037 (1996).
- [5] D. Teaney, nucl-th/0204023.
- [6] P. Braun-Munzinger, J. Stachel, J.P. Wessels, N. Xu, Phys. Lett. B 344, 43 (1995); Phys. Lett. B 365, 1 (1996); P. Braun-Munzinger, I. Heppe, J. Stachel, Phys. Lett. B 465, 15 (1999); P. Braun-Munzinger, D. Magestro, K. Redlich, J. Stachel, Phys. Lett. B 518, 41 (2001); P. Braun-Munzinger, K. Redlich, J. Stachel, Invited review for Quark Gluon Plasma 3, eds. R.C. Hwa and Xin-Nian Wang, World Scientific Publishing, nucl-th/0304013.
- [7] S.V. Akkelin, P. Braun-Munzinger, Yu M. Sinyukov, Nucl. Phys. A 710, 439 (2002).
- [8] R. Lednicky, Yu M. Sinyukov et al., Phys. Rev. C 61, 034901 (2000).
- [9] Yu M. Sinyukov, S.V. Akkelin, R. Lednicky, in: Proc. of the 8th International Workshop on Multiparticle Production Correlations and Fluctuations '98, eds. T. Csorgo, S. Hegyi, R.C. Hwa, G. Jancso (World Scientific, Singapore, 1999), p. 66.
- [10] Q.H. Zhang, P. Scotto, U. Heinz, Phys. Rev. C 58, 3757 (1998); U. Heinz, P. Scotto, Q.H. Zhang, Ann. Phys. 288, 325 (2001).
- [11] Q.H. Zhang, J. Barrette, C. Gale, hep-ph/0308306.
- [12] S.V. Akkelin, R. Lednicky, Yu M. Sinyukov, Phys. Rev. C 65, 064904 (2002).
- [13] B. Tomasik, U. Heinz, Phys. Rev. C 65, 031902 (2002).
- [14] T. Csorgo, B. Lorstad, J. Zimanyi, Z. Phys. C 71, 491 (1996).
- [15] M. Gazdzicki for the NA 35 Collaboration, Nucl. Phys. A 590, 197c (1995).
- [16] D. Adamova et al. (The CERES Collaboration), Phys. Rev. Lett. 90, 022301 (2003).
- [17] S. Pratt, Nucl. Phys. A 715, 389c (2003).
- [18] R.L. Ray for the STAR Collaboration, Nucl. Phys. A 715, 45c (2003).

- [19] P. Csiszmadia, T. Csorgo, B. Lukacs, Phys.Lett. B 443, 21 (1998).
- [20] Yu M. Sinyukov, S.V. Akkelin, Y. Ham a, Phys. Rev. Lett. 89, 052301 (2002).
- [21] T. Csorgo, B. Lorstad, Phys. Rev. C 54, 1390 (1996).
- [22] S.V. Akkelin, Yu M. Sinyukov, Phys. Letters B 356, 525 (1995); Z Phys. C 72, 501 (1996).
- [23] K. Huang, Statistical Mechanics (John Wiley and Sons, Inc., New York – London, 1963).
- [24] L.D. Landau, Izv. Akad. Nauk SSSR, Ser. Fiz. 17, 51 (1953).
- [25] W. Broniowski, W. Florkowski, Phys. Rev. Lett. 87, 272302 (2001); Phys. Rev. C 65, 064905 (2002); Nucl. Phys. A 715, 875c (2003); W. Broniowski, A. Baran, W. Florkowski, AIP Conf. Proc. 660, 185 (2003), nucl-th/0212053; W. Broniowski, W. Florkowski, B. Hiller, nucl-th/0306034.
- [26] Particle Data Group: K. Hagiwara et al., Phys. Rev. D 66, 010001 (2002).
- [27] J. Bolz, U. O. Mik, M. Plumer, B.R. Schlei, and R.M. Weiner, Phys. Lett. B 300, 404 (1993); Phys. Rev. D 47, 3860 (1993); U. A. Wiedemann, U. Heinz, Phys. Rev. C 56, 3265 (1997).
- [28] A.N. Makhlin, Yu M. Sinyukov, Z. Phys. C 39, 69 (1988); Yu M. Sinyukov, Nucl. Phys. A 498, 151c (1989); Yu M. Sinyukov, Nucl. Phys. A 566, 589c (1994); in: Hot Hadronic Matter: Theory and Experiment, eds. J. Letessier et al., (Plenum Publ. Corp., 1995), p. 309.
- [29] S. Bass and A. Dumitru, Phys. Rev. C 61, 064909 (2000); D. Teaney, J. Lauret and E.V. Shuryak, nucl-th/0110037.
- [30] B. Tomasik, U. A. Wiedemann, U. Heinz, nucl-th/9907096.
- [31] F. Sikler for the NA49 Collaboration, Nucl. Phys. A 661, 45c (1999); L.G. Bearden et al., nucl-ex/0207006; T.S. Ullrich, Nucl. Phys. A 715, 399c (2003).
- [32] J. Sollfrank, Eur. Phys. J. C 9, 159 (1999).
- [33] J.D. Bjorken, Phys. Rev. D 27, 140 (1983).

- [34] Yu M . Sinyukov, Z.Phys.C 43, 401 (1989).
- [35] K .A .Bugaev, Nucl.Phys.A 606, 559 (1996); C s.A nderlik et al, Phys. Rev.C 59, 3309 (1999).
- [36] S.V . A fanasiev et al. (The NA 49 C ollaboration), Phys. Rev. C 66, 054902 (2002).
- [37] D . Adam ova et al. (The CERES C ollaboration), Nucl. Phys. A 714, 124 (2003).
- [38] G . Van Buren for the STAR C ollaboration, Nucl. Phys. A 715, 129c (2003).
- [39] C .A dler et al. (The STAR C ollaboration), Phys.Rev.Lett. 87, 082301 (2001).
- [40] B .Tom asik, U A .W ieden ann, Phys. Rev.C 68, 034905 (2003).
- [41] B .Tom asik, preprint CERN -TH /2003-093, nucl-th/0304079.

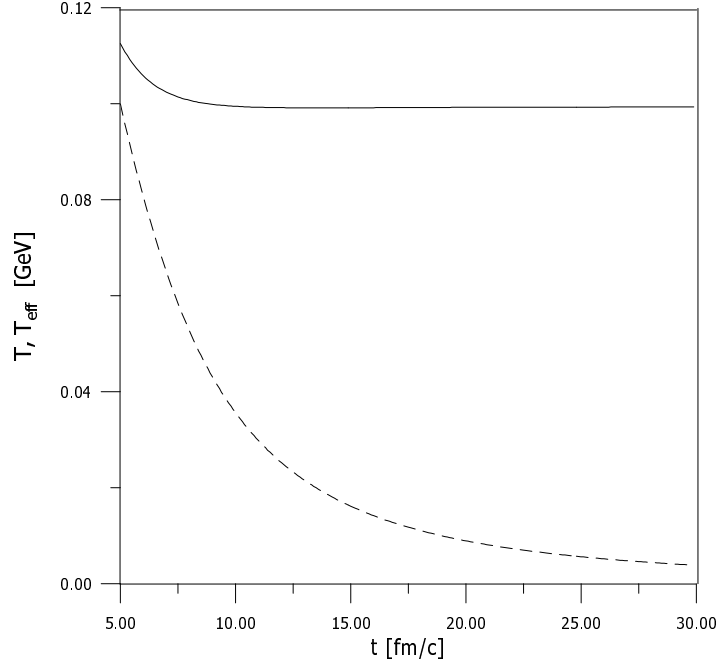


Figure 1: Evolution of the pion effective temperature T_{eff} (solid line) versus temperature of the system T (dashed line) in the non-relativistic one-component Bjorken-like model with transverse expansion. The plots correspond to initial conditions: $T_0 = 0.1 \text{ GeV}$, time $t_0 = 5 \text{ fm/c}$, transverse radius $R_0 = 5 \text{ fm}$ and initial transverse flow $u_T(t_0) = 0.3$.

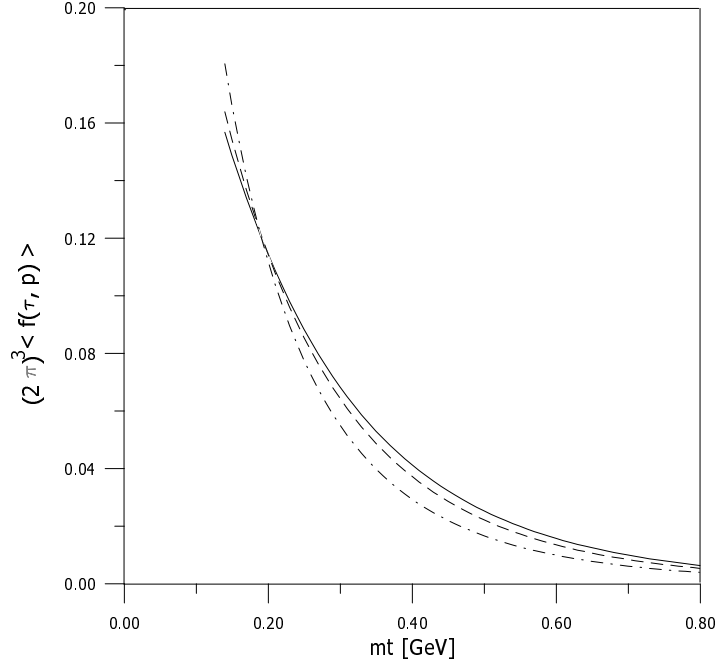


Figure 2: The average phase-space densities $\langle f(\tau, p) \rangle$ at typical proper times: at hadronization, $\tau = 7.24$ fm/c, (solid line) and at kinetic freeze-out $\tau = 8.9$ fm/c (dashed line). The dot-dashed line corresponds to the "asymptotic" time $\tau = 15$ fm/c of hydrodynamic solutions continued beyond kinetic freeze out. The initial conditions of hydrodynamic expansion are taken from Table 1.

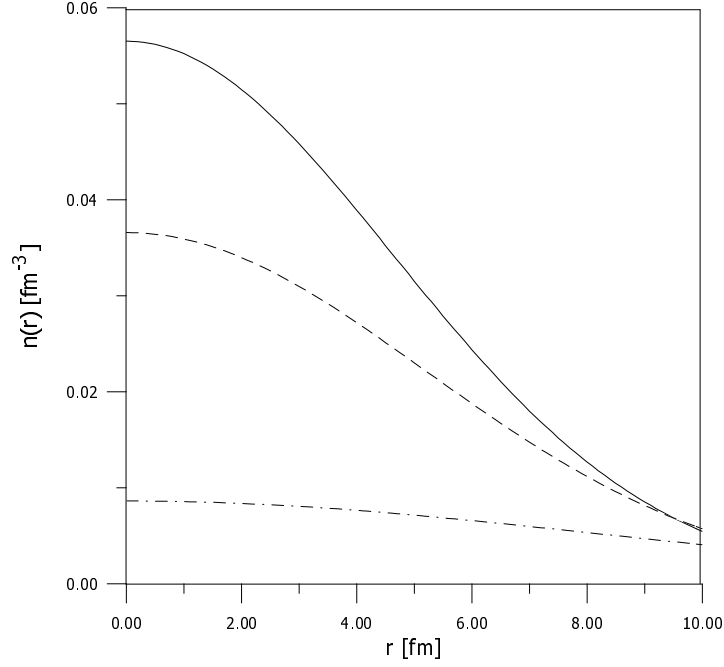


Figure 3: The space densities $n(r)$ are taken at typical proper times: at hadronization, $\tau = 7.24$ fm/c, (solid line) and at kinetic freeze-out $\tau = 8.9$ fm/c (dashed line). The dot-dashed line corresponds to the "asymptotic" time $\tau = 15$ fm/c of hydrodynamic evolution continued beyond kinetic freeze out. The initial conditions of the hydrodynamic expansion are taken from Table 1.

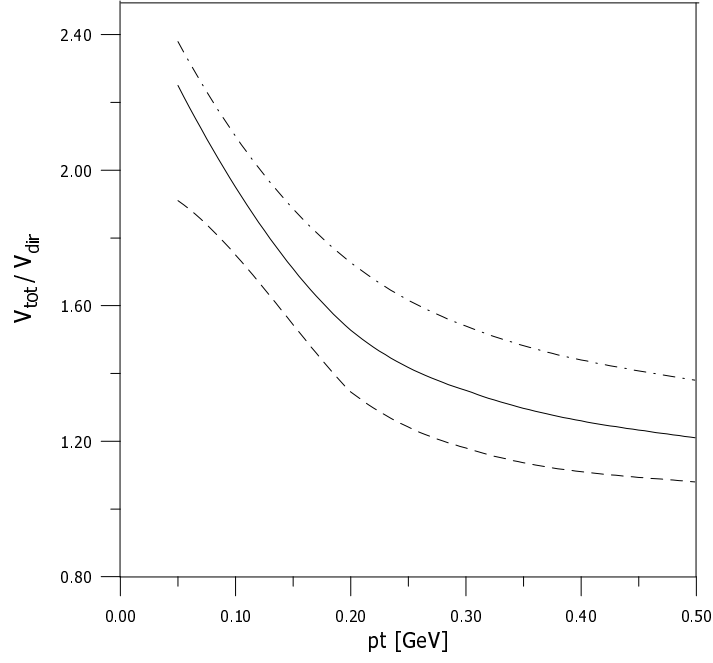


Figure 4: The ratio of the complete interferometry volume V_{tot} , that includes effects of the resonance decays to pions, to the interferometry volume for "direct" pions, taken at a few typical intensities of flow. The resonance contributions are calculated in accordance with chemical freeze-out conception, when approximately 2/3 of pions are produced by resonance decays. Dashed line corresponds to $v_R = 0$, solid line: $v_R = 0.4$ and dash-dotted line: $v_R = 0.6$. The other parameters are taken from Ref. [7] as it is described in the text.

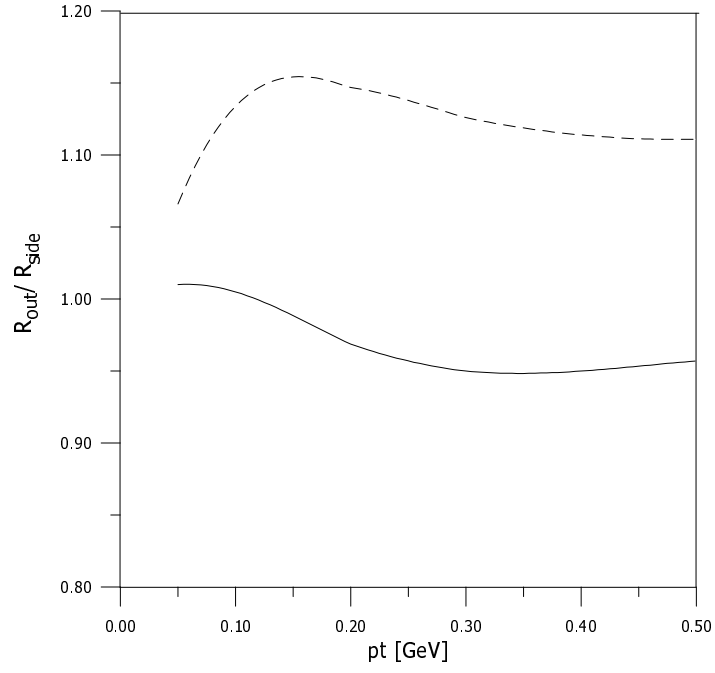


Figure 5: The R_{out} to R_{side} ratio for complete interference radii (solid line) vs ones for "direct" pions (dashed line) at transverse flow $v_R = 0.6$ which is associated with RHIC energies.

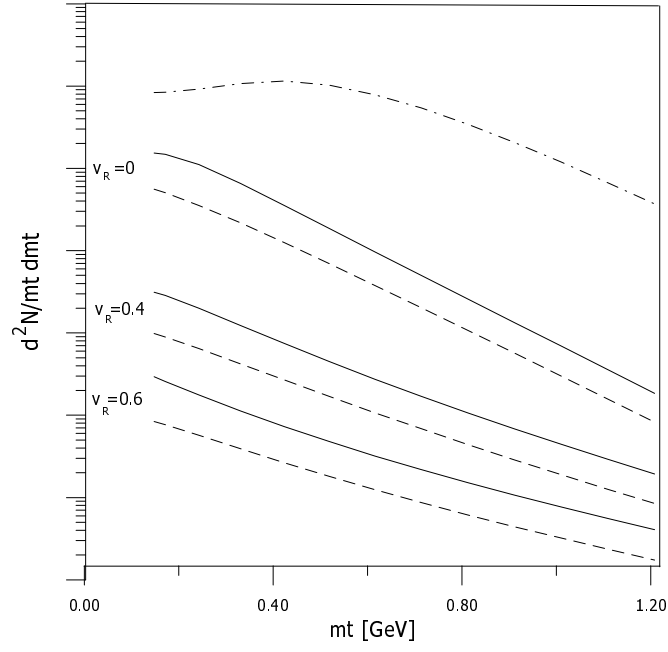


Figure 6: The pions transverse spectra for the complete pion yields (solid lines) and for "direct" pions only (dashed line) in the cases with and without transverse flow: $v_R = 0, 0.4$ and 0.6 . The shape of the pion spectra from the excited heavy resonance species $f_2(1270)$ is presented for illustration by dot-dashed line for $v_R = 0$. The overall normalization is arbitrary.