

Cronin effect vs. geometrical shadowing in d+Au collisions at RHIC

A Accardi and M Gyulassy
Columbia University, Department of Physics
538 West 120th Street, New York, NY 10027, USA
(Dated: August 9th, 2003)

Multiple initial state parton interactions in p(d)+Au collisions are calculated in a Glauber-Eikonal formalism. The convolution of perturbative QCD parton-nucleon cross sections predicts naturally the competing pattern of low- p_T suppression due to geometrical shadowing, and a moderate- p_T Cronin enhancement of hadron spectra. The formal equivalence to recent classical Yang-Mills calculations is demonstrated, but our approach is shown to be more general in the large $x > 0.01$ domain because it automatically incorporates the finite kinematic constraints of both quark and gluon processes in the fragmentation regions, and accounts for the observed spectra in elementary pp! X processes in the RHIC energy range, $\sqrt{s} = 20 - 200$ GeV.

PACS numbers: 12.38.Mh; 24.85.+p; 25.75.-q

It is well known that in proton (p) (or deuteron (d)) reactions involving heavy nuclei (A = 200) at $\sqrt{s} < 40$ AGeV, the moderate transverse momentum ($p_T = 2 - 6$ GeV) spectra are enhanced relative to linear extrapolation from p+p reactions. This Cronin effect [1, 2, 3] is generally attributed to multiple scattering of projectile partons propagating through the target nucleus. The data can be well accounted for phenomenologically by adding a random Gaussian transverse kick $k_T^2 / 2L =$ to the projectile partons prior to hadronization [4, 5, 6, 7]. Here L is the parton mean free path in the nucleus, $L / A^{1/3}$ is the average path length, and μ is a typical screening mass in ground state nuclei. These models naturally predict a slowly decreasing Cronin effect with increasing energy which has only recently been possible to test at $\sqrt{s} = 200$ AGeV at the Relativistic Heavy Ion Collider (RHIC).

Interest in the Cronin effect has been revived, due to the development of a new formulation of the physics based on the concept of gluon saturation and classical Yang-Mills field models [8, 10]. In addition, a radical possibility was proposed in Ref. [9], that nonlinear gluon saturation may in fact strongly suppress moderate- p_T spectra at RHIC. If such a deep gluon shadowing in this kinematic range were true, then an anti-Cronin suppression should have been observed in the large $x = 2p_T / \sqrt{s} = 0.01 - 0.1$ and moderate $1 < Q = p_T < 10$ GeV scale range accessible at RHIC. Four experiments at RHIC [11, 12, 13, 14] found independently that the nuclear modification factor, $R_{dA}(p_T) = 2d_{dA}/d_{pp}$, was consistent with a positive Cronin enhancement of hadrons with $2 < p_T < 5$ GeV. The magnitude of the enhancement is somewhat smaller than predicted for the 0 , as reviewed in [15], but no evidence of strong shadowing was

reported.

After the release of the RHIC data, the saturation model predictions of suppression were revised in Ref. [16, 17, 18]. In Ref. [16] Cronin enhancement with no high- p_T suppression was shown to be a generic feature of saturation models. In Ref. [17] another version of saturation dynamics with Cronin enhancement coupled with the high- p_T suppression of Ref. [9] was discussed. In Ref. [18], the Cronin enhancement at $y = 0$ was predicted to be progressively negated by non-linear QCD evolution at smaller nuclear x , and therefore a gluon shadowing suppression is predicted at higher rapidities.

Different approaches to the calculation of the Cronin effect can be formulated in finite momentum and target frames. In the traditional Glauber-Eikonal (GE) approach [19, 20, 21], sequential multiple partonic collisions in the target frame are computed. This leads to transverse diusion and unitarity is naturally preserved. The low- p_T spectra are suppressed by unitarity to compensate for the moderate p_T Cronin enhancement. No high- p_T shadowing is predicted in this approach. In applications, the GE series has been directly evaluated thus far only up to the three-scattering term and for $\sqrt{s} = 40$ GeV [3, 19]. Numerically more convenient approximate models [4, 5, 6, 7] (GEA) have been proposed, that modify the pQCD rates through the inclusion of a nuclear broadened intrinsic k_T . Phenomenologically, it is well known [22, 23] that intrinsic $k_T = 1$ GeV must be introduced to correct collinear factorized pQCD predictions to account for p+p data at moderate $p_T < 5$ GeV. GEA models simply extend that idea by adding a random kick k_T^2 to the intrinsic k_T^2 . One drawback of such approaches is that a non-trivial p_T or collision number dependence of the effective nuclear transport coefficient $\mu^2 = 0.05$

GeV^2/fm^3 must also be introduced to account for the actual Cronin data. While a logarithmic p_T dependence of $k_T^2(p_T)$ is expected for partons undergoing multiple Yukawa screened interactions [21], the functional form of that p_T dependence is usually adjusted to fit the Cronin data at one energy. A further drawback of such GEA models is that the unitarity constraints built into GE are ignored and hence the unitarity shadow and Cronin are treated as two separate phenomena.

The more recent approaches [24, 25, 26, 27] to the Cronin effect in the infinite momentum frame are based on the McLerran-Venugopalan (MV) model of the nuclear wave function in classical Yang-Mills theory [28]. The general equivalence of GE and MV formulations for transverse diffusion was discussed in [30, 31] in the context of gluon dominated small $x \ll 1$ kinematics. In these approaches, the nucleus is approximated by a Weizsacker-Williams gluon field with non-linearities approximated semi-analytically or computed numerically [27, 29]. The non-linear gluon interactions lead to transverse diffusion and hence Cronin enhancement of nuclear partons prior to the scattering. The essential scale in this approach is a gluon saturation scale $Q_s = Q_s(y; \vec{p}_\perp; A)$, with y the rapidity of the produced gluon. One of the advantages of the MV approach is that unitarity is at least approximately enforced through the conservation of the number of virtual gluons in the transverse diffusion. Therefore these models predict a definite anti-Cronin suppression below some scale $1/Q_s$. On the other hand, a disadvantage in present formulations of the MV model is that they ignore finite-energy kinematics of valence- and sea quark-induced processes and the non-asymptotic large $x > 0.01$ features of gluon structure, where the classical approximation is unrealistic. A major disadvantage of MV models is that they cannot account for the elementary $p+p$ transverse spectrum, that forms the denominator of the R_{pA} nuclear modification factor. Neither can the models reproduce the absolute normalized spectra in pA without extra phenomenological assumptions.

In this letter, we compute directly the GE series via numerical convolution of elementary parton-nucleon processes. An advantage over previous GEA models [4, 5, 6, 7] is that our approach automatically conserves unitarity in the geometric optics sense of GE theory. In addition, we do not introduce extra phenomenological p_T -dependent nuclear broadening of the intrinsic k_T , since the GE series predicts the functional form of the Cronin enhancement based on the calculated non-asymptotic pQCD parton-nucleon cross sections. An advantage of our GE approach over MV model applications is that we automatically include the finite kinematic large-

x features of both quark and gluon processes. Perhaps the most important advantage over the MV approaches is that our formulation is directly constrained to reproduce the absolute normalized spectra in $p+p$ collisions. Therefore the GE approach presented below calculates consistently both $p+p$ and $p+A$ collisions at finite energies accessible at RHIC. It also can be used to predict $A+A$ collisions with final state interactions, such as jet quenching, neglected.

PARTON-NUCLEUS COLLISIONS IN THE GLAUBER-EIKONAL MODEL

The GE expression for a parton nucleus scattering [20, 21] is:

$$\frac{d^{iA}}{d^2p_T dy d^2b} = \sum_{n=1}^X \frac{1}{n!} \int d^2b d^2k_1 \dots d^2k_n \frac{d^{iN}}{d^2k_1} T_A(b) \dots \frac{d^{iN}}{d^2k_n} T_A(b) e^{-\sum_{i=1}^n (p_0) T_A(b) K_i} \quad ; \quad (1)$$

where $T_A(b)$ is the target nucleus thickness function in impact parameter b . The differential and integrated parton-nucleon cross sections, $d^{iN} = d^2k$ and $\int d^{iN}(p_0) = d^{iN}$, are computed in pQCD as discussed below, see Eq. (5a)–(5b). The integrated parton-nucleon cross section depends on an infrared scale p_0 , which is determined by fitting $p+p$ data. The exponential factor in Eq. (1) represents the probability that the parton suffered no semi-hard scatterings after the n -th one. In such a way, unitarity is explicitly implemented at the nuclear level, as discussed in Ref. [20]. The sum over n starts from $n = 1$ because we are interested in partons which are put on-shell by the interaction and later on hadronize. The sum over n may be performed in Fourier space. The result reads:

$$\frac{d^{iA}}{d^2p_T dy d^2b} = \int \frac{d^2r_T}{4} e^{i\vec{k}_T \cdot \vec{r}_T} S^{iA}(\vec{r}_T; p_0) ; \quad (2a)$$

where, suppressing the dependence of the quantities in the r.h.s. on y ,

$$S^{iA}(\vec{r}_T; p_0) = e^{-\sum_{i=1}^n (\vec{r}_T \cdot \vec{p}_0) T_A(b)} e^{-\sum_{i=1}^n (p_0) T_A(b)} \quad (2b)$$

and

$$e^{-\sum_{i=1}^n (\vec{r}_T \cdot \vec{p}_0)} = \int \frac{d^2k}{4} \prod_{i=1}^n e^{i\vec{k} \cdot \vec{r}_T} \frac{d^{iN}}{d^2k dy_i} : \quad (2c)$$

It is possible to show [20] that, in the high- p_T limit, Eq. (7) reduces to the usual single scattering approximation for parton-nucleus scattering:

$$\frac{d^{iA} \rightarrow iX}{dp_T^2 dy d^2b} \xrightarrow{p_T \rightarrow 1} T_A(b) \frac{d^{iN} \rightarrow iX}{dp_T^2 dy} : \quad (3)$$

As $p_T \rightarrow 0$ unitarity corrections switch on, suppressing the integrated parton yield [37], and inducing a random walk of the parton in p_T space, thus redistributing the partons to higher p_T compared to the single scattering approximation [20]. This is how the multiple scattering mechanism of Eq. (1) induces "geometrical" shadowing at low p_T , and Cronin enhancement of the transverse spectrum at moderate p_T , respectively. Note also that the accumulation of k_T kicks in the multiple scattering process is computed in the model, not input as a Gaussian folding as in GEA models. The full expression for the p_T spectrum, Eqs. (7) and (2a)–(2c), interpolates naturally between the geometrical shadowed low- p_T and the Cronin enhanced moderate- p_T regions.

Note that $e^{iN}(r_T) \sim r_T^2$ as $r_T \rightarrow 0$ and $e^{iN}(r_T) \rightarrow 1$ as $r_T \rightarrow 1$. This suggests the interpretation of $e^{iN}(r_T)$ as a dipole-nucleon "hard" cross section. This dipole is of mathematical origin, and comes from the square of the scattering amplitude written in the Fourier variable r_T , which represents the transverse size of the dipole. Then, we can interpret S^{iA} , Eq. (2b), as the dipole-nucleus "hard" cross section, which clearly incorporates Glauber-Gribov multiple scatterings of the colour dipole. No other nuclear effects on PDF's are included beside multiple scatterings.

The interpretation of the interaction in terms of multiple scatterings of a dipole allows to relate this approach to other multiscattering formalisms such as Ref. [38, 39] and the saturation computations of Ref. [18, 25, 26, 31]. A first step in building such a dictionary was taken in Ref. [32], where it was shown that the dipole cross sections of Eqs. (2b)–(2c) are equivalent, in a suitable kinematic region, to the dipole cross section considered in the MV model of [25, 26]. The main difference is in the input parton-nucleon cross section in p_T -space. In our case, as we will discuss in the next sections, it is computed in pQCD, including full kinematics and interactions of the

incoming parton with both quarks and gluons. In the MV model, it is approximated using asymptotic kinematics for gluon targets only.

Besides the geometrical quark and gluon shadowing, which is automatically included in GEA models, at low enough x one expects genuine dynamical shadowing due to non-linear gluon interactions as described in the saturation models. However, it is difficult to disentangle these two sources of shadowing and suppression. The distinction between the two is however of fundamental interest as has already been emphasized in the context of e+p DIS HERA by A.Caldwell [45]. Most theoretical interest is not in the ubiquitous geometrical shadowing and unitarity corrections, but in the onset of genuine nonlinear QCD physics [46]. Moreover, saturation models cannot predict as yet the upper bound on x below which nonlinear effects set in. In order to help recognize possible novel nonlinear regimes it is essential to be able to calculate the baseline spectra isolating the unitarity and geometrical shadowing alone. The parton level GEA model discussed below provides such a baseline.

INCLUSIVE MINIJET AND HADRON PRODUCTION IN pp COLLISIONS

Let's consider a pp^0 collision, where p and p^0 stand for a proton (p), a deuteron (d), or a nucleon (N). In leading order pQCD, the inclusive cross section for production of a parton of flavour $i = g; q; \bar{q}$ ($q = u; d; s; \dots$) with transverse momentum p_T and rapidity y [40] may be written as a sum of contributions to the cross section coming from projectile (p) partons and from target (p^0) partons:

$$\begin{aligned} \frac{d^{pp^0} \rightarrow iX}{dp_T^2 dy} = & K \left(\sum_{i=p} h x f_{i=p} \int_{y_1, p_T} \frac{d^{ip^0}}{dy_1 d^2 p_T} \right)_{y_1=y} \\ & + \sum_{i=p^0} h x f_{i=p^0} \int_{y_1, p_T} \frac{d^{ip}}{dy_1 d^2 p_T} \Big|_{y_1=y} : \quad (4) \end{aligned}$$

Here we considered only elastic parton-parton subprocesses, which contribute to more than 98% of the cross section at midrapidity [35]. In Eq. (4),

$$h x f_{i=p} i_{y_1; p_T} = \sum_j \frac{1}{1 + i_j} \int \frac{dy_2 x_1 f_{i=p}(x_1; Q_p^2)}{d\hat{t}} (\hat{s}; \hat{t}; \hat{u}) x_2 f_{j=p^0}(x_2; Q_p^2) \frac{d^{ip^0}}{d^2 p_T dy_1} \quad (5a)$$

$$\frac{d^{ip^0}}{d^2 p_T dy_1} = \sum_j \frac{1}{1 + i_j} \int \frac{dy_2}{d\hat{t}} (\hat{s}; \hat{t}; \hat{u}) x_2 f_{j=p^0}(x_2; Q_p^2) \quad (5b)$$

are interpreted, respectively, as the average flux of incoming partons of flavour i from the hadron p , and the cross section for the parton-hadron scattering. The rapidities of the i and j partons in the final state are labelled by y_1 and y_2 . Infrared regularization is performed by adding a small mass to the gluon propagator and defining $m_T = \sqrt{p_T^2 + p_0^2}$. The fractional momenta of the colliding partons i and j are $x_{1,2} = \frac{p_{\pm}}{s} (e^{y_1} + e^{y_2})$, i.e. the incoming partons are collinear with the beam s . The integration region for y_2 is $\log(\frac{p_{\pm}}{s} m_T e^{y_1}) \leq y_2 \leq \log(\frac{p_{\pm}}{s} m_T e^{y_1})$. The summation runs over parton flavours $j = g; q; \bar{q}$. The partonic Mandelstam variables are

$$\begin{aligned} \hat{t} &= -m_T^2 (1 + e^{y_1 + y_2}) \\ \hat{u} &= -m_T^2 (1 + e^{y_1 - y_2}) \\ \hat{s} &= \hat{t} - \hat{u} = x_1 x_2 s \end{aligned}$$

For the parton distributions we use the CTEQ5 parametrization at leading order [41]. The choice of the factorization scale Q_p is discussed later. The cross sections $d^{ij}/d\hat{t}$ of the $ij \rightarrow ij$ elastic partonic subprocesses can be found, e.g., in [23]. They are proportional to $s^{(2)}$, computed as in [40], at a scale $\mu = Q_p$. The factor K in Eq. (4) is introduced in order to account for next-to-leading order (NLO) corrections [42], and is in general p_{\pm} and scale dependent [40, 43].

Inclusive hadron production through independent fragmentation of the parton i into a hadron h , is computed as a convolution of the partonic cross section (4) with a fragmentation function $D_{i \rightarrow h}(z; Q_h^2)$:

$$\frac{d^{pp^0 \rightarrow hX}}{dq_T^2 dy_h} = \frac{d^{pp^0 \rightarrow iX}}{dp_T^2 dy_i} D_{i \rightarrow h}(z; Q_h^2); \quad (6)$$

where q_T is the transverse momentum of the hadron h , y_h its rapidity, and z the light-cone fractional momentum of the hadron and of its parent parton i . For details, see Eqs. (8)–(11) of Ref. [40]. In this letter, we use LO Kniehl-Kramer-Potter fragmentation functions [44] and set the fragmentation scale $Q_h = Q_p$.

In the computation of the pp^0 cross section (6), we have two free parameters, p_0 and K , and a somewhat arbitrary choice of the factorization, renormalization and fragmentation scales. Our strategy is to compare two choices for those scales, namely $Q_p = Q_h = m_T = 2$ and $Q_p = Q_h = m_T$, and then p_0, K to hadron production data in pp collisions at the energy of interest. We analyze here p production at $\sqrt{s} = 27.4$ GeV [2], and 0 production at $\sqrt{s} = 200$ GeV [36]. For the K -factor we perform a χ^2 fit to the high- p_T tail of the data, following the procedure described in Ref. [40]. The fit of p_0 is performed by requiring that the computed spectrum does not exceed the experimental data at low $p_T \leq 1$ GeV. At $\sqrt{s} = 200$ GeV, this fit is difficult because data exist for $q_T > 1.2$ GeV only, so we used also data on charged hadron production [33]. The resulting data/theory ratio is plotted with thin lines in the bottom panel of Fig. 1, and the extracted parameters are listed in Table I. Note that the K -factor is strongly correlated to the choice of scale, while p_0 is rather stable. Both of them depend on \sqrt{s} .

As in Ref. [40], we obtain a satisfactory description of data for $q_T \lesssim 5$ GeV over a broad range \sqrt{s} , but the curvature of the hadron spectrum is overpredicted in the $q_T = 1 \div 5$ GeV range. As it is well known [22, 23], this can be corrected by considering an intrinsic transverse momentum k_T for the colliding partons [43]. There exists many ways of implementing it phenomenologically, and we choose for simplicity a k_T smearing of the cross section to approximate this effect. We introduce then unintegrated parton distributions

$$f_i(x; k_T; Q_p^2) = \frac{e^{-k_T^2 / (hk_T^2 i)}}{hk_T^2 i} f_i(x; Q_p^2);$$

where the width $hk_T^2 i$ of the Gaussian enters as a phenomenological parameter, and introduce $d^2 k_{1T}$ and $d^2 k_{2T}$ in Eqs. (5a)–(5b).

We found that a fixed $hk_T^2 i = 0.52$ GeV, compatible with $hk_T^2 j = 0.725 \pm 0.034$ GeV extracted from dijet data at $\sqrt{s} = 200$ GeV [34], leads to a dramatic improvement in the computation of the transverse spectra, which

hk_T^2	$Q_p = Q_h$	$\sqrt{s} = 27.4 \text{ GeV}$		$\sqrt{s} = 200 \text{ GeV}$	
		$p_0 = 0.8$	0.1 GeV	$p_0 = 1.0$	0.1 GeV
0.52 GeV^2	$m_T=2$	$K = 1.27$	0.03	$K = 0.88$	0.03
	m_T	$K = 4.26$	0.17	$K = 1.78$	0.11
0 GeV^2	$m_T=2$	$K = 4.04$	0.11	$K = 1.04$	0.06
	m_T	$K = 13.2$	0.4	$K = 2.20$	0.16

TABLE I: Fitted values of p_0 and the K-factor for π^0 and π^\pm production in pp collisions at $\sqrt{s} = 27.4 \text{ GeV}$ and $\sqrt{s} = 200 \text{ GeV}$, respectively. We quote the statistical uncertainties only. The systematic uncertainty in the absolute normalization of experimental data (20% and 9.6%, respectively), which affect the determination of the K-factor are not included.

now agrees with data at the 40% level. The quality of our pQCD computation including intrinsic k_T is shown in Fig. 1, and the extracted K is reported in Table I (the value of p_0 is stable, inside its errorbar, against the intrinsic- k_T). The optimal choice of scale is found to be $Q_p = Q_h = m_T = 2$ at both energies.

Let us comment briefly on the physical meaning of the infrared regulator p_0 . The divergence of the pQCD cross section for minijet production, indicates clearly a break-down of unitarity at low p_T . A phenomenological way of restoring it, is to tame the divergence of $d^{ij} = df$ by adding a small mass regulator, p_0 , to the exchanged transverse momentum p_T . Seen in this light, p_0 represents the scale at which higher order parton processes enter into the game, beside the single scatterings considered in Eqs. (5a)–(5b). As the center of mass energy is increased, the partons probe the nucleon at smaller x , so that the density of target parton increases, and one should expect unitarity effects to arise at larger scales. The slight increase of the fitted $p_0 = p_0(\sqrt{s})$ with energy is indeed a consistent check of this picture. For the same reason, and since quarks interact more weakly than gluons, one might expect also the unitarity corrections for quark-nucleon scattering to arise at $p_{0\text{quarks}} > p_{0\text{gluons}}$. However, to check this relationship, we would need at least data on K production in a p_T range of 1–6 GeV. Here we simply set $p_{0\text{quarks}} = p_{0\text{gluons}} = p_0$.

FROM pp TO pA COLLISIONS

Having fixed the free parameters in pp collisions, we can proceed and compute the absolute transverse spectra in pA collisions. We assume the proton and the deuteron to interact as pointlike objects at an impact parameter b with the nucleus. Its nucleons, N , have isospin averaged

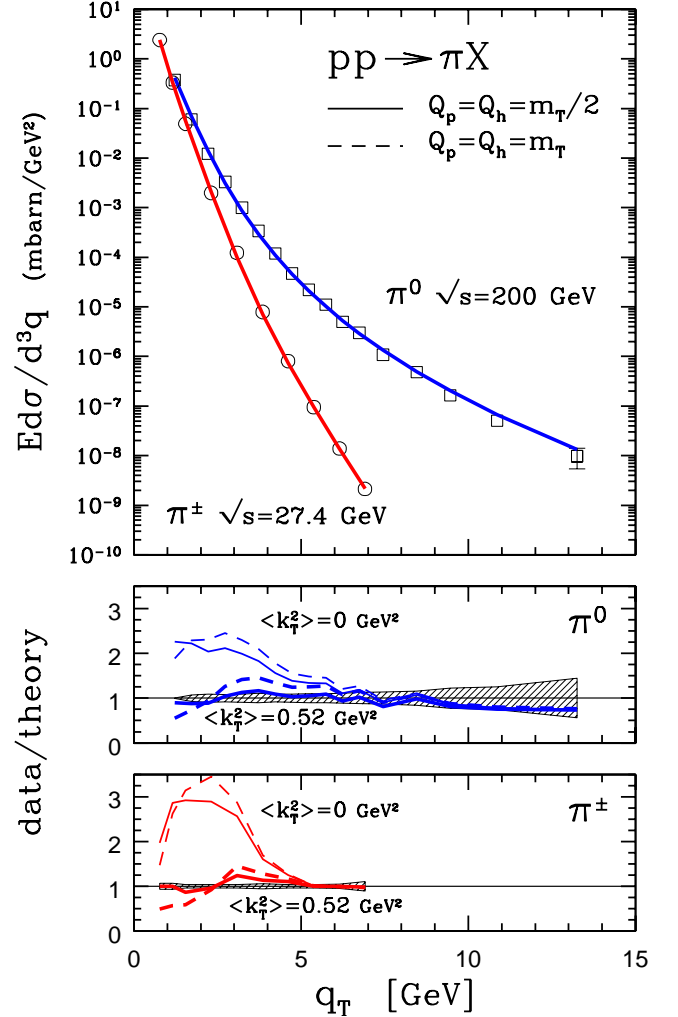


FIG. 1: Top panel: pion transverse momentum spectrum at $\sqrt{s} = 27.4 \text{ GeV}$ and $\sqrt{s} = 200 \text{ GeV}$. Solid lines are LO pQCD computations according to Eq. (4), with $hk_T^2 = 0.52 \text{ GeV}^2$ and $Q_p = Q_h = m_T = 2$. The regulator p_0 and the K-factor are given in Table I. Bottom panels: the data to theory ratio for different choices of parameters. Solid lines are for $Q_p = Q_h = m_T = 2$, dashed lines $Q_p = Q_h = m_T$. The pair of thin lines is computed with no k_T smearing, $hk_T^2 = 0 \text{ GeV}^2$, and the pair of thick lines is computed with $hk_T^2 = 0.52 \text{ GeV}^2$. In the π^0 case [36], the dashed area shows the relative statistical and point-to-point systematic error added in quadrature, and does not include the systematic uncertainty of 9.6%, on the absolute normalization of the spectrum. In the case [2], the shaded area includes statistical error only, without a systematic uncertainty of 20% on the absolute normalization of the spectrum.

parton distribution functions $f_{i=N} = Z f_{i=p} + (A - Z) f_{i=n}$, with A and Z the atomic mass and atomic number. Furthermore, we assume that A -nucleus partons scatter only once on the proton or the deuteron, due to their small density. Then we may generalize Eq. (4) as follows, with

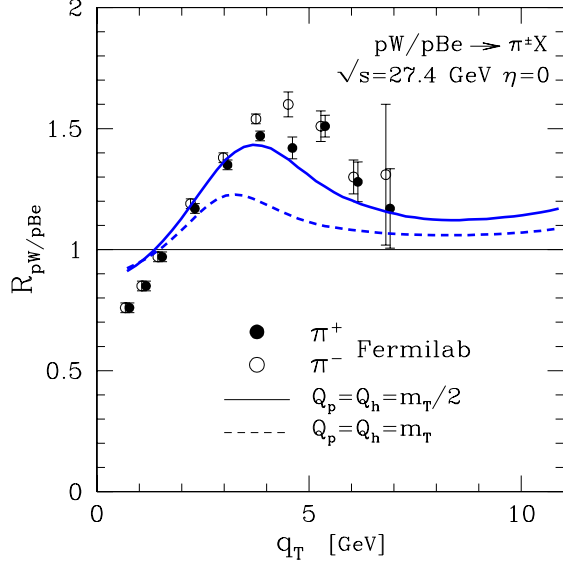


FIG. 2: Cronin effect in charged pion production at $\sqrt{s} = 27.4$ GeV. Plotted is the ratio of the minimum bias charged pions q_T spectrum at $\eta = 0$ in pW and pBe collisions. The solid line is for a scale choice $Q_p = Q_h = m_T/2$ and the dashed line for $Q_p = Q_h = m_T$. The theoretical error of $\sim 10\%$ at the peak position due to $p_0 = 0.8 - 0.1$ GeV is not shown. Data points taken from Ref. [2].

out introducing further free parameters:

$$\frac{d^{pA \rightarrow iX}}{d^2p_T dy d^2b} = K \int_{y_1=p_T}^X \int_{y_2=p_T}^X \frac{d^{iA}}{d^2p_T dy_1 d^2b} \Big|_{y_1=y_2=y} + T_A(b) \int_b^X \int_{y_1=p_T}^X \frac{d^{ip}}{d^2p_T dy_1} \Big|_{y_1=y} : \quad (7)$$

Hadron production is then computed analogously to Eq. (6).

The reason for having the K -factor as an overall multiplicative factor in Eq. (7), is the following. The K -factor originates mainly from gluon radiation contributions in NLO computations of the cross section. Since the nucleus appears to the projectile proton as a very thin target, the gluons radiated in intermediate collisions interfere destructively, and only the contribution from gluons radiated before and after the interaction with the nucleus survive, analogously to the Landau-Pomeranchuk-Migdal effect. Thus we expect one overall K -factor to multiply the whole spectrum as in Eq. (7).

Note that, due to Eq. (3), at large p_T , or as $A \rightarrow 1$ [assuming $T_A(b) \rightarrow \delta(b)$], the b -integrated pA cross section reproduces exactly the pp cross section discussed in the previous section. In this way, we can calculate consistently both the pp and pA transverse spectra in the same formalism.

The Cronin ratio, R_{BA} , of the inclusive differential cross sections for proton scattering on two different targets, normalized to the respective atomic numbers A and B is given by

$$R_{BA}(q_T) = \frac{B}{A} \frac{d^{pA}/d^2q_T dy}{d^{pB}/d^2q_T dy} : \quad (8)$$

Note that in this ratio the K -factor drops out.

First, we can test the GE formalism against low-energy data at $\sqrt{s} = 27.4$ GeV [2] for the ratio of midrapidity $\eta = 0$ pion spectra in proton-tungsten (pW) and proton-beryllium (pBe) collisions:

$$R_{pW/pBe} = \frac{d^{pW \rightarrow iX}/d^2q_T d^2b (b = b_W)}{d^{pBe \rightarrow iX}/d^2q_T d^2b (b = b_{Be})} \quad (9)$$

In our computations we approximated the minimum bias cross sections in Eq. (8), by computing Eq. (7) at an average impact parameter $b_W = 5.4$ fm and $b_{Be} = 2.3$ fm, respectively. These values were computed with the Monte Carlo model [47], in order for a pA collision at fixed impact parameter to produce the same number of participant nucleons as a minimum bias one. The result is shown in Fig. 2. The computation with $Q_p = Q_h = m_T/2$ reproduces very satisfactorily the experimental data. This is the same scale choice which gives the best result for pp spectra. However, at this energy, due to the steepness of the pp transverse spectrum shown in Fig. 1, the ratio is very sensitive to the scale choice. Another source of theoretical uncertainty is the error in the t of $p_0 = 0.8 - 0.1$ GeV. This leads to an error of the order of $\sim 10\%$ at the peak position, decreasing quickly far from it.

Turning to $\eta = 0$ production at $\sqrt{s} = 200$ GeV at $|\eta| = 0.3$, in the left panel of Fig. 3 we compare our computation for

$$R_{dAu} = \frac{d^{dAu \rightarrow iX}/d^2q_T dy d^2b (b = b_{Au})}{T_{Au}(b_{Au}) \frac{d^{pp \rightarrow iX}}{d^2q_T dy}} ; \quad (10)$$

with $b_{Au} = 5.7$ fm, to experimental data from the PHENIX collaboration [11]. At this energy the sensitivity of the result to the scale choice is reduced, thanks to the reduced steepness of the pp spectrum. The result is compatible with data inside the experimental statistical and systematic errors. Note also that there is a theoretical uncertainty (not shown) of order $\sim 10\%$ at the peak position and decreasing far from it. This is due to the uncertainty in the t of $p_0 = 1.0 - 0.1$ GeV. Despite these caveats, the GE model computation tends to overpredict

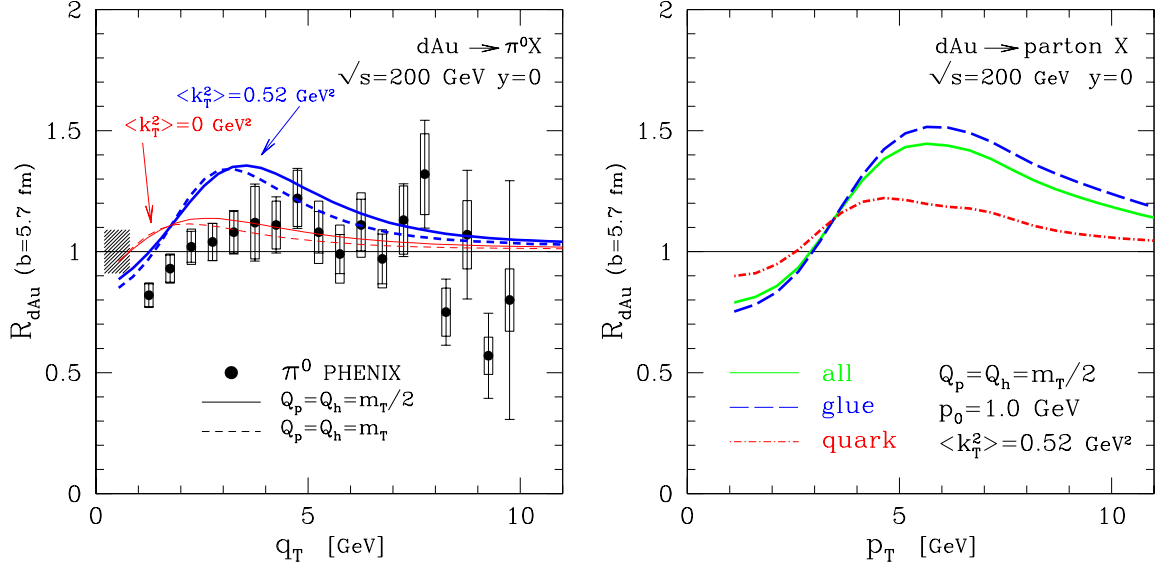


FIG. 3: Cronin ratio in minimum bias d+Au collisions at $\sqrt{s} = 200$ GeV. Left: Cronin effect on neutral pion production. Solid lines are for $Q_p = Q_h = m_T/2$, dashed lines $Q_p = Q_h = m_T$. The pair of thin lines is computed with no k_T smearing, $\langle k_T^2 \rangle = 0 \text{ GeV}^2$, and the pair of thick lines is computed with $\langle k_T^2 \rangle = 0.52 \text{ GeV}^2$. Data points are from the PHENIX collaboration, Ref. [11]. Error bars represent statistical errors. The empty bands show systematic errors which can vary with Q_T . The bar at the left indicates the systematic uncertainty in the absolute normalization of the pA cross section. Right: Cronin effect on gluon (dashed line), quark (dot-dashed) and averaged quark and gluon production (solid), with $Q_p = Q_h = m_T/2$ and $\langle k_T^2 \rangle = 0.52 \text{ GeV}^2$. In both panels, we did not show the theoretical error of 10% at the peak position due to $p_0 = 1.0 \pm 0.1 \text{ GeV}$.

the data. What we see in Fig. 3 is therefore a possible indication for a dynamical shadowing in addition to the basic Glauber geometrical shadowing. Its magnitude is consistent with the range of dynamical shadowing explored in [5, 6, 7] using a variety of shadowing functions [48].

In the right panel of Fig. 3, we plotted the corresponding Cronin effect at the parton level. The Cronin ratio peaks at fairly large $p_T \sim 6 \text{ GeV}$, compatible with the expected $\chi \sim 0.6$. The peak in our computation is positioned at significantly larger transverse momentum than found in the MV model of Ref. [26]. This difference may be due to their choice of parameters: they compute the Cronin ratio R_{BA} for a nucleus A such that $Q_{s=A} = 2-3 \text{ GeV}$, and an arbitrary reference B such that $Q_{s=B} = 1 \text{ GeV}$. Also an infrared cutoff $\Lambda = 200 \text{ MeV}$ was employed. The same value of the peak ($p_T \sim 3 \text{ GeV}$) was found in the MV model via numerical computation of Ref. [27], with a slightly different choice of parameters. None of the values of $Q_{s=A}$, $Q_{s=B}$ and where fixed by fitting absolute inclusive spectra in pp or pA collision. Therefore, the results of Ref. [26] should be understood as illustrative of the qualitative features of the MV model. As Fig. 3 clearly demonstrates, fragmentation strongly distorts the features of the parton

level Cronin effect. Therefore, the transverse momentum scales illustrated in the qualitative saturation models as in Refs. [16, 17, 18, 26], which up to now do not attempt to include the distortions of scales due to hadronization processes, should not yet be taken literally.

To understand better the possible emergence of dynamical shadowing at RHIC, we have two powerful handles. The first one is the rapidity dependence of the Cronin effect, which we will address in a separate publication (see also [6, 18, 26] for a discussion in the framework of GEA, MV and saturation models). The second handle is the centrality dependence of the Cronin effect: the more central the collision, the higher the density of target partons, the higher the shadowing effects induced by non-linear parton interactions. A very nice observable will be, in this respect, the ratio of p_T spectra in central and peripheral collisions. This ratio has the additional experimental advantage that most of the systematic errors shown in Fig. 3 are expected to cancel out. This will provide a rather precise comparison to the GEM model prediction which isolates geometric shadowing only. Our prediction is shown in Fig. 4 for two different choices of scale. The average impact parameter is $b = 3.5 \text{ fm}$ and $b = 6.5 \text{ fm}$ for central and peripheral collisions, corresponding to centrality classes 0-20% and

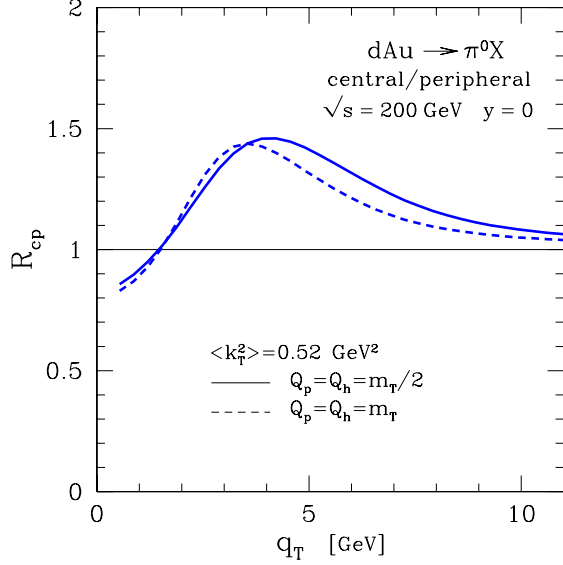


FIG. 4: Central to peripheral ratio for neutral pion production in minimum bias d+Au collisions at $\sqrt{s} = 200$ GeV. The central 0-20% bin corresponds to an average $b = 3.5$ fm and the peripheral 60-88% bin to an average $b = 6.5$ fm. The solid line is for a scale choice $Q_p = Q_h = m_T$ and the dashed line for $Q_p = Q_h = m_T/2$. The theoretical uncertainty (not shown) due to uncertainty in $p_0 = 1.0 \pm 0.1$ GeV is of order 10% at the peak position and decreases far from it.

60-88%, respectively [49]. In the figure, we did not show the theoretical uncertainty due to the uncertainty in the t of $p_0 = 1.0 \pm 0.1$ GeV. The resulting error on R_{cp} is of order 10% at the peak position and decreases far from it. If dynamical shadowing is present, we would expect a larger deviation from the plotted curve than what is observed in minimum bias collisions in Fig. 3.

CONCLUSIONS

We have studied the Cronin effect in pA and dA collisions in the context of Glauber-Eikonal models. These models incorporate parton multiple scatterings and unitarity in pQCD in a consistent way. Moreover, they include a detailed parton kinematics and reproduce, in the limit of $A = 1$, the hadron transverse spectra as computed in the pQCD parton model. The analysis of pp spectra allows to fix the free parameter of the model, and to compute the spectra in pA collisions without further assumptions.

A powerful feature of GE models is that they automatically include in the computation geometrical shadowing effects induced by unitarity and parton multiple scatter-

ings. By isolating geometrical shadowing, one can use the results as a baseline in the search for genuine dynamical shadowing effects due to non-linear parton interactions.

We tested our computation of the Cronin effect in minimum bias collisions at $\sqrt{s} = 27.4$ GeV. The same formalism applied to the recently measured [11, 12, 13, 14] d+Au data at $\sqrt{s} = 200$ A GeV tends to overestimate by 20-30% the Cronin effect for π^0 at $y = 0$; $p_T = 3$ GeV. Our results are surprisingly similar to predictions based on phenomenological GEA models [4, 5, 6, 7] in spite of the inclusion of geometrical shadowing in our GE approach. This provides further evidence for the possible existence of moderate shadowing in the $x = 0.01-0.1$ range as explored in those references. However, radical gluon shadowing as predicted in [9] is not supported by the data. It remains to be seen if the most recent variations of saturation models can be fine tuned to account to the thusfar featureless $R_{dAu} \sim 1$ RHIC data. Future analysis of the centrality dependence of the Cronin effect at RHIC will provide a powerful tool to further constrain the magnitude of the dynamical shadow effect.

We are grateful to B. Jacak, J. Jalilian-Marian, B. Kopeliovich, Y. Kovchegov, H. Kowalski, P. Levai, A. Metz, N. N. Nikolaev, R. Venugopalan, I. Vitev and the participants of the "Columbia Nuclear Theory Visitor Program 2003" for inspiring discussions. A special thank to H. Honkanen for her help with computations of pp collisions. A.A. thanks the Institute of Nuclear Theory at the University of Washington for its hospitality, during which part of this work was done.

-
- [1] J. W. Cronin et al., Phys. Rev. D 11 (1975) 3105.
- [2] D. Antreasyan et al., Phys. Rev. D 19, 764 (1979);
- [3] P. B. Straub et al., Phys. Rev. Lett. 68 (1992) 452.
- [4] X. N. Wang, Phys. Rev. Lett. 81 (1998) 2655; M. Gyulassy and P. Levai, Phys. Lett. B 442 (1998) 1; X. N. Wang, Phys. Rev. C 61 (2000) 064910;
- [5] E. Wang and X. N. Wang, Phys. Rev. C 64 (2001) 034901; Y. Zhang, G. Fai, G. Papp, G. G. Bamafoldi and P. Levai, Phys. Rev. C 65 (2002) 034903; I. Vitev and M. Gyulassy, Phys. Rev. Lett. 89 (2002) 252301;
- [6] I. Vitev, Phys. Lett. B 562, 36 (2003);
- [7] X. N. Wang, Phys. Lett. B 565 (2003) 116; X. N. Wang, arXiv:nucl-th/0305010; X. Zhang and G. Fai, arXiv:hep-ph/0306227. G. G. Bamafoldi, G. Papp, P. Levai and G. Fai, arXiv:nucl-th/0307062.
- [8] D. Kharzeev and M. Nardi, Phys. Lett. B 507 (2001) 121; D. Kharzeev and E. Levin, Phys. Lett. B 523 (2001) 79; D. Kharzeev, E. Levin and M. Nardi, arXiv:hep-ph/0111315 and arXiv:hep-ph/0212316;
- [9] D. Kharzeev, E. Levin and L. McLerran, Phys. Lett. B 561 (2003) 93
- [10] For recent reviews of saturation physics and the Colour Glass Condensate: E. Iancu and R. Venugopalan, arXiv:hep-ph/0303204; E. Iancu, A. Leonidov and L. McLerran, arXiv:hep-ph/0202270.
- [11] S. S. Adler et al. [PHENIX Collaboration], arXiv:nucl-ex/0306021.
- [12] J. Adams et al. [STAR Collaboration], arXiv:nucl-ex/0306024.
- [13] B. B. Back et al. [PHOBOS Collaboration], arXiv:nucl-ex/0306025.
- [14] I. Arsene et al. [BRAHMS Collaboration], arXiv:nucl-ex/0307003.
- [15] For a review of Cronin predictions: A. Accardi, Contribution to the CERN Yellow Report on Hard Probes in Heavy Ion Collisions at the LHC, arXiv:hep-ph/0212148.
- [16] R. Baier, A. Kovner and U. A. Wiedemann, arXiv:hep-ph/0305265.
- [17] D. Kharzeev, Y. V. Kovchegov and K. Tuchin, arXiv:hep-ph/0307037.
- [18] J. L. Albacete, N. Armesto, A. Kovner, C. A. Salgado and U. A. Wiedemann, arXiv:hep-ph/0307179.
- [19] A. K. Kizywicki, J. Engels, B. Petersson and U. Sukhatme, Phys. Lett. B 85 (1979) 407. M. Lev and B. Petersson, Z. Phys. C 21 (1983) 155.
- [20] A. Accardi and D. Treleani, Phys. Rev. D 64 (2001) 116004.
- [21] M. Gyulassy, P. Levai and I. Vitev, Phys. Rev. D 66 (2002) 014005.
- [22] J. F. Owens, Rev. Mod. Phys. 59 (1987) 465.
- [23] R. D. Field, "Applications Of Perturbative QCD," Addison-Wesley (1989) (Frontiers in physics; v.77).
- [24] A. Dumitru and L. D. McLerran, Nucl. Phys. A 700 (2002) 492
- [25] A. Dumitru and J. Jalilian-Marian, Phys. Rev. Lett. 89 (2002) 022301, and Phys. Lett. B 547 (2002) 15.
- [26] F. Gelis and J. Jalilian-Marian, Phys. Rev. D 67 (2003) 074019.
- [27] J. Jalilian-Marian, Y. Nara and R. Venugopalan, arXiv:nucl-th/0307022.
- [28] L. D. McLerran and R. Venugopalan, Phys. Rev. D 49 (1994) 2233, Phys. Rev. D 49 (1994) 3352, Phys. Rev. D 50 (1994) 2225.
- [29] A. Krasnitz and R. Venugopalan, Nucl. Phys. B 557 (1999) 237 A. Krasnitz, Y. Nara and R. Venugopalan, Phys. Rev. Lett. 87 (2001) 192302, Phys. Lett. B 554 (2003) 21, Nucl. Phys. A 717 (2003) 268.
- [30] Y. V. Kovchegov and A. H. Mueller, Nucl. Phys. B 529 (1998) 451;
- [31] Y. V. Kovchegov, Nucl. Phys. A 692 (2001) 557 Phys. Rev. D 64 (2001) 114016
- [32] A. Accardi and M. Gyulassy, arXiv:nucl-th/0304083.
- [33] J. Adams et al. [STAR Collaboration], arXiv:nucl-ex/0305015.
- [34] J. Rak [for the PHENIX Collaboration], arXiv:nucl-ex/0306031.
- [35] I. Sarmevic, S. D. Ellis and P. Carruthers, Phys. Rev. D 40 (1989) 1446.
- [36] S. S. Adler et al. [PHENIX Collaboration], arXiv:hep-ex/0304038.
- [37] A. Accardi and D. Treleani, Phys. Rev. D 63 (2001) 116002.
- [38] I. P. Ivanov, N. N. Nikolaev, W. Schafer, B. G. Zakharov and V. R. Zoller, arXiv:hep-ph/0212161.
- [39] B. Z. Kopeliovich, J. Nemchik, A. Schafer and A. V. Tarasov, Phys. Rev. Lett. 88 (2002) 232303.
- [40] K. J. Eskola and H. Honkanen, Nucl. Phys. A 713 (2003) 167.
- [41] H. L. Lai et al. [CTEQ Collaboration], Eur. Phys. J. C 12 (2000) 375
- [42] P. Aurenche et al., Eur. Phys. J. C 13 (2000) 347
- [43] I. Vitev, Contribution to the CERN Yellow Report on Hard Probes in Heavy Ion Collisions at the LHC, arXiv:hep-ph/0212109; G. Papp, G. G. Bamafoldi, P. Levai and G. Fai, arXiv:hep-ph/0212249.
- [44] B. A. Kniehl, G. Kramer and B. Potter, Nucl. Phys. B 582 (2000) 514.
- [45] A. Caldwell, private communication.
- [46] K. Golec-Biemat and M. Wustho, Phys. Rev. D 59 (1999) 014017 and Phys. Rev. D 60 (1999) 114023; J. Bartels, K. Golec-Biemat and H. Kowalski, Phys. Rev. D 66 (2002) 014001
- [47] K. J. Eskola, K. Kajantie and J. Lindfors, Nucl. Phys. B 323 (1989) 37; D. Miskowicz, <http://www-aix.gside/~misko/overlap/>
- [48] K. J. Eskola, V. J. Kolhinen and C. A. Salgado, Eur. Phys. J. C 9 (1999) 61; S. Y. Li and X. N. Wang, Phys. Lett. B 527 (2002) 85
- [49] B. Jacak, talk at the INT Program "The First Three Years of Heavy-Ion Physics at RHIC", Seattle (WA), March 31 - June 20, 2003.