

On the effectiveness of effective field theory in peripheral nucleon-nucleon scattering

Michael C. Birse and Judith A. McGovern

*Theoretical Physics Group, Department of Physics and Astronomy
University of Manchester, Manchester, M13 9PL, UK*

Peripheral nucleon-nucleon scattering is analysed in the framework of an effective field theory. Distorted-wave methods are used to remove the effects of one-pion exchange. Two-pion exchange and recoil corrections to one-pion exchange are then subtracted perturbatively. This removes all contributions up to order Q^3 in the chiral expansion. We have applied this to the 1D_2 , 1F_3 and 1G_4 waves, using phase shifts from various partial-wave analyses by the Nijmegen group. In regions where these analyses agree we find no evidence for a breakdown of the chiral expansion. One of the terms in the effective short-range potential, the leading one in the 1D_2 channel, is larger might be expected, but in general these terms have momentum scales of about 400 MeV. We also see hints of isospin breaking in the πN couplings.

Following the suggestion of Weinberg [1] and the pioneering work of Ordoñez, Ray and van Kolck [2], there has been much interest in using chiral perturbation theory (ChPT) to calculate long-range contributions to the nucleon-nucleon force. These have concentrated on two-pion exchange (TPE) [3–12], although work has also started on three-pion exchange [13]. In an effective field theory like this, the residual short-distance interactions are represented by energy- or momentum-dependent contact interactions. These can be expanded in powers of the ratios between momenta or the pion mass and the scale of the physics which is responsible for these short-range interactions, for example the mass of the ρ meson. Provided these ratios are small enough, this expansion should converge rapidly.

Nucleon-nucleon (NN) scattering in peripheral waves provides the best place to look for clear signals of the long-range TPE force. Various groups have done so [3–5,8,12] but they often find quite large deviations from the “experimental” phase shifts deduced from partial-wave analyses [14,15]. This has led some to resort to introducing phenomenological cut-offs [5,12] or additional degrees of freedom [4]. It has also led to a claim that the effective theory is breaking down at energies too low for reliable conclusions to be drawn [16]. In contrast the Nijmegen group is currently carrying out PWA’s which include chiral TPE [6,11] and they find that this makes significant improvements to their fits. However global fits like these do not indicate whether the residual short-range interactions are then consistent with an effective field theory.

Distorted wave (DW) methods can be used to extract the effects of a known long-range interaction from two-body scattering, leaving a residual scattering amplitude which can be analysed using the techniques of effective field theory [17]. For systems with bound states close to threshold, such as NN s -waves, this is equivalent to a DW version of the effective-range expansion. In peripheral waves, where the scattering is weak, the effective short-range potential is essentially just an expansion of the residual K -matrix in powers of the energy.

Here we use these methods to examine NN scattering in the 1D_2 , 1F_3 and 1G_4 partial waves using the phase shifts from five older Nijmegen analyses: PWA93, and the Nijmegen I, Nijmegen II, Reid93 and ESC96 potentials [14]. All of these include the long-range OPE potential but otherwise they parametrise the data quite differently. For example, the PWA imposes an energy-dependent boundary condition at a cut-off radius of 1.4 fm, while the potentials are energy-independent but may be either local or nonlocal. All of them have been fitted to the available NN data with similarly good χ^2 , and so they can be regarded as alternative PWA’s. Any differences between these analyses should be taken as indications of the size of the systematic errors associated with them. The reason for choosing the spin-singlet waves is that the OPE potential is less singular than the centrifugal barrier and hence no regularisation is needed to construct the distorted waves.

We take the form of TPE potential given in Refs. [3,6]. This includes terms up to order Q^3 in the chiral expansion [3], where Q denotes a factor of either a momentum or a pion mass. As discussed by Friar [7], this potential should be used in conjunction with an OPE potential that has the usual nonrelativistic form (see Eq. (2) below) multiplied by M/E where E is the on-shell energy of one nucleon. This factor generates recoil corrections to OPE which start at order Q^2 . Other corrections to OPE which might arise from higher-order πN vertices can all be absorbed in the on-shell πN couplings or NN contact terms (as discussed in Ref. [5]) or in higher-order terms in the expansion of M/E .

The order- Q^2 recoil correction to OPE plus TPE terms from Ref. [3,6] therefore provide the complete long-range potential at orders Q^2 and Q^3 , with one exception: we use a single πN coupling constant. At this order there could be isospin breaking in the πN couplings [18], a point to which we shall return later. By using the DW method to extract all iterations of OPE and then subtracting these OPE and TPE terms, we are able to remove all contributions to the scattering up to order Q^3 in the chiral expansion.

The starting point for the approach of Ref. [17] is the K -matrix which describes scattering between distorted waves

of the known long-range potential, in our case OPE. On shell, this matrix $\tilde{K}(p)$ is related to the observed phase shift $\delta(p)$ by

$$\tilde{K}(p) = -\frac{4\pi}{Mp} \tan\left(\delta(p) - \delta_{\text{OPE}}(p)\right), \quad (1)$$

where p is the on-shell relative momentum in the c.m. frame. Here $\delta_{\text{OPE}}(p)$ denotes the phase shift for the lowest-order OPE potential. In the spin-singlet np channels this potential has the form

$$V_{\text{OPE}}^{(0)}(r) = -f_{\pi NN}^2 \left[\frac{e^{-m_c r}}{r} \pm 2 \frac{e^{-m_0 r}}{r} \right], \quad (2)$$

where m_c denotes the mass of the charged pion, m_0 that of the neutral pion and the plus (minus) sign corresponds to isospin-singlet (-triplet) waves. We use the same value of the πN coupling as in the Nijmegen PWA's [14], $f_{\pi NN}^2 = 0.075$. The waves are obtained by solving a Schrödinger equation with this potential. As explained in Ref. [7], relativistic effects can, to the order we are working, be absorbed into terms in the TPE potential and a factor of M/E multiplying the OPE potential. With standing wave boundary conditions appropriate to the K -matrix, the DW's have the asymptotic form

$$\psi_{\text{OPE}}(p, r) \xrightarrow{r \rightarrow 0} \frac{\sin(pr - L\pi/2) + \tan \delta_{\text{OPE}}(p) \cos(pr - L\pi/2)}{pr}. \quad (3)$$

Near the origin, they behave like

$$\psi_{\text{OPE}}(r) \propto \frac{(pr)^L}{(2L+1)!!} \quad \text{as } r \rightarrow 0. \quad (4)$$

If the residual scattering is weak, we can represent it using an effective theory based on a trivial fixed point [19,17]. The residual K -matrix $\tilde{K}(p)$ is then equal to the matrix element of an energy-dependent short-range potential, in the DW Born approximation. A simple δ -function potential will have no effect since the waves with $L > 0$ vanish at the origin. We therefore choose to represent the short-range interactions by a energy-dependent δ -shell potential, with the form

$$V_S(p, r) = \frac{[(2L+1)!!]^2}{4\pi R_0^{2L+2}} \tilde{V}(p) \delta(r - R_0), \quad (5)$$

where R_0 is some radius which is chosen to be sufficient small that the asymptotic form (4) is valid. (In practice we take $R_0 = 0.1$ fm.) An alternative would be to use a potential proportional to a high derivative of a δ -function but this is less convenient for numerical implementation. Here we have divided out a factor of R_0^{-2L} so that the strength $\tilde{V}(p)$ is independent of R_0 for small R_0 . We have also divided out the numerical factor of $[(2L+1)!!]^2$ which is needed to compensate for the smallness of the high partial waves at small radii, as can be seen in Eq. (4).

The residual scattering when leading-order OPE only is removed starts at order Q^2 in the chiral expansion. Equating the DW matrix element of the short-range potential to $\tilde{K}(p)$, we find that its strength is given by

$$\tilde{V}^{(2)}(p) = \frac{R_0^{2L}}{[(2L+1)!! \psi_{\text{OPE}}(p, R_0)]^2} \tilde{K}(p). \quad (6)$$

We can also remove the leading effects of order- $Q^{2,3}$ OPE and TPE by subtracting from $\tilde{K}(p)$ the matrix elements of these potentials. The correction to OPE obtained by expanding the relativistic factor is

$$V_{\text{OPE}}^{(2)}(r) = -\frac{p^2}{2M^2} V_{\text{OPE}}^{(0)}(r). \quad (7)$$

The forms of the TPE potentials can be found in Refs. [3,6]. The resulting residual scattering starts at order Q^4 and can be described by a short-range potential with strength

$$\tilde{V}^{(4)}(p) = \frac{R_0^{2L}}{[(2L+1)!! \psi_{\text{OPE}}(p, R_0)]^2} \left(\tilde{K}(p) - \langle \psi_{\text{OPE}}(p) | V_{\text{OPE}}^{(2)} + V_{\text{TPE}}^{(2,3)} | \psi_{\text{OPE}}(p) \rangle \right). \quad (8)$$

The TPE potential at order Q^3 depends on the coefficients of three terms in order- Q^2 πN Lagrangian. In the results presented here, we have used the values obtained by the Nijmegen group from their recent analysis of NN

data [11]: $c_1 = -0.76 \text{ GeV}^{-1}$, $c_3 = -4.78 \text{ GeV}^{-1}$ and $c_4 = 3.96 \text{ GeV}^{-1}$. We have also checked that other sets of values, for example those used in Refs. [3,5,6,12], do not qualitatively change our results.

The main results of this analysis are shown in Figs. 1–3. (Note the differences in scale between the two panels of each plot.) There are a couple of general lessons to be drawn from them before examining the individual waves in more detail.

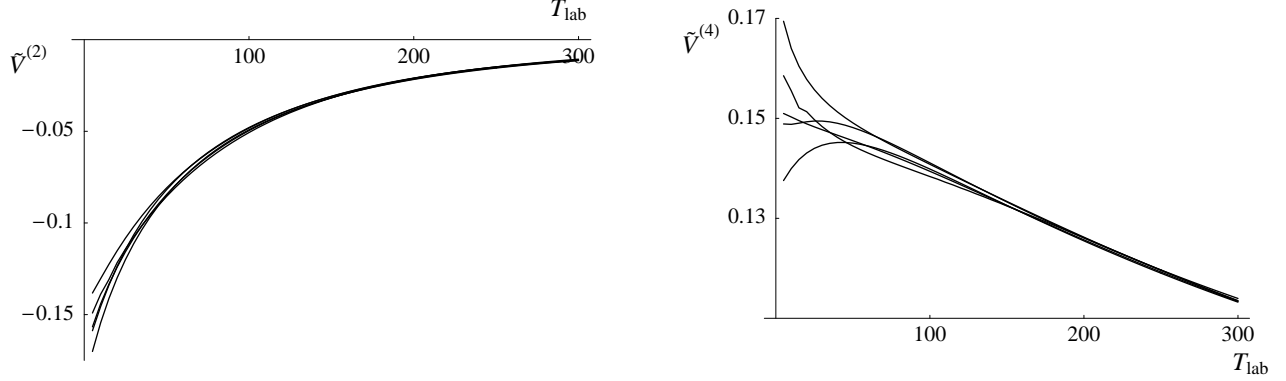


FIG. 1. The short-range effective potential $\tilde{V}(p)$ in the $np \ ^1D_2$ partial wave, plotted in fm^6 against T_{lab} in MeV. The five curves correspond to the various Nijmegen PWA's and potentials. The left-hand panel shows the potential obtained when only leading-order OPE is removed; the right-hand one shows the result of also subtracting the order- $Q^{2,3}$ OPE and TPE potentials.

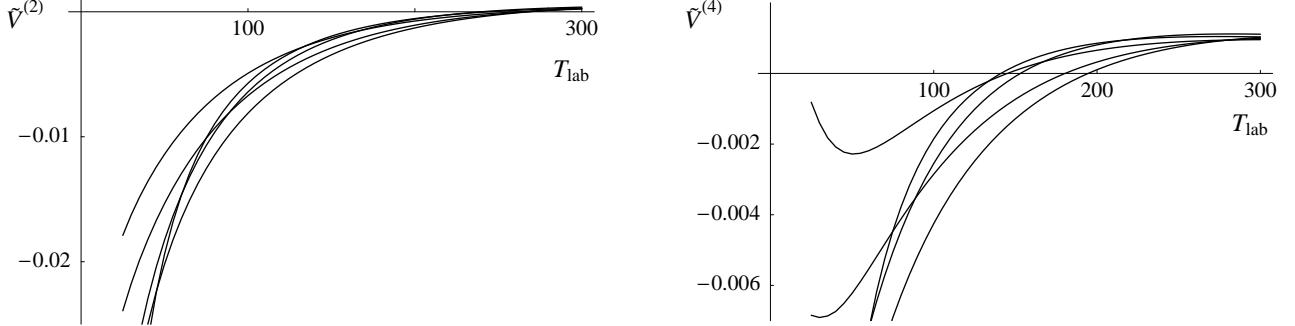


FIG. 2. The short-range effective potential in the $np \ ^1F_3$ partial wave, plotted in fm^8 against T_{lab} in MeV. For other details see the caption to Fig. 1.

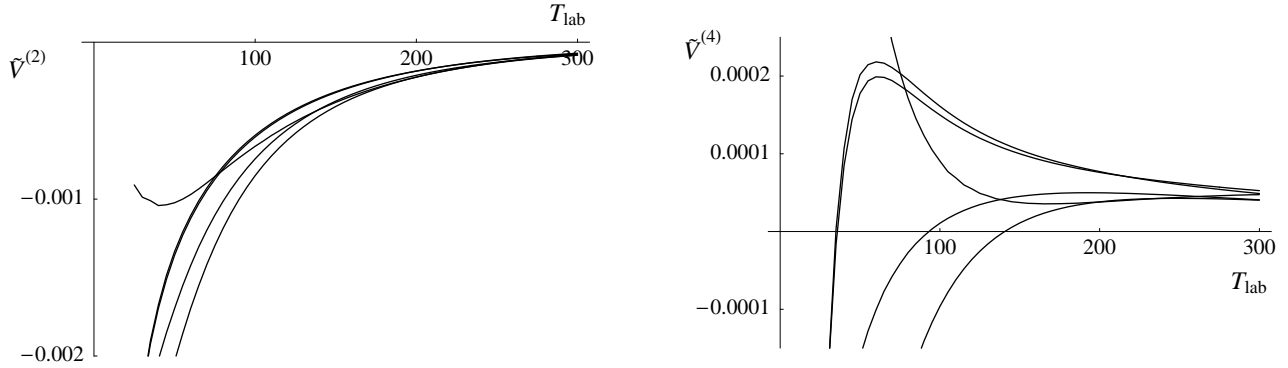


FIG. 3. The short-range effective potential in the np 1G_4 partial wave, plotted in fm^{10} against T_{lab} in MeV. For other details see the caption to Fig. 1.

First, it is clear that for energies below about 80 MeV there are substantial differences between the various PWA's. For the 1F_3 and 1G_4 waves in this region systematic artefacts of the different parametrisations completely dominate the differences between the empirical phase shifts and those from OPE plus TPE. Even in the range 150–250 MeV, the uncertainties are so large as to preclude much more than a rough estimate of the magnitude of the residual potential. Only in the 1D_2 wave does one find consistent results over a wide range of energies, from about 50 MeV upwards. One point to note about the 1D_2 and 1G_4 waves is that we find no correlation among the deviations of the different PWA's from their common trend. This suggests that there is no systematic bias to the fits.

Second, it is important to use the “correct” πN coupling, namely the one assumed in the PWA, and to include the M/E factor multiplying OPE (or at least the leading correction from it). If these are not done then the results show a strong systematic energy dependence at low energies. An example of this is given in Fig. 4, where TPE has been subtracted but not the order- Q^2 correction to OPE. There are plots in Refs. [3,5,8] comparing OPE plus TPE with PWA's that all look similar to each other. However Ref. [3] includes the M/E factor but uses a large value for the πN coupling ($f_{\pi NN}^2 = 0.077$ as opposed to the Nijmegen recommended value). In contrast Refs. [5,8] omit the M/E factor but use smaller πN couplings. The results of these two choices are quite similar for 1F_3 and 1G_4 scattering in the energy range 100–200 MeV, where difference from pure OPE are most visible. In both cases, the differences from the PWA's are larger than those obtained when the consistent πN coupling is used and recoil corrections are included. Although these differences are similar in magnitude to the systematic uncertainties in the current PWA's, they will become more significant when phase shifts from improved PWA's become available [6,11].

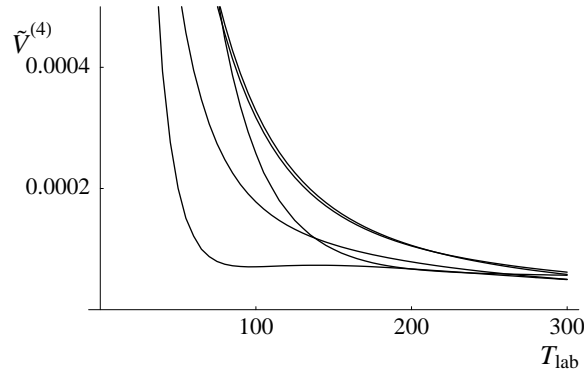


FIG. 4. The short-range effective potential (in fm^{10}) in the np 1G_4 partial wave, with leading-order OPE and order- $Q^{2,3}$ TPE removed but not the order Q^2 recoil correction to OPE. For other details see the caption to Fig. 1.

In the 1D_2 wave, subtraction of the order- $Q^{2,3}$ terms may not have much effect on the size of the residual scattering, but it does dramatically reduce its energy dependence. Fig. 1 shows a nearly 100% change over the energy range 50 to 300 MeV if OPE alone is removed, but this is reduced to about 20% when the order- $Q^{2,3}$ terms are subtracted. The resulting short-range potential is, to a very good approximation, linearly dependent on the energy, exactly as one would expect from the leading and next-to-leading terms of an effective theory. The intercept occurs at about $\tilde{V} \simeq 0.16 \text{ fm}^6$, which corresponds to a momentum scale of about 270 MeV. This is somewhat larger than one would

expect on grounds of “naturalness”, given that the leading and next-to-leading terms of TPE have been subtracted. The slope is $d\tilde{V}/dp^2 \simeq 0.012 \text{ fm}^8$, corresponding to a more natural scale of 350 MeV.

This picture bears out what was found in Refs. [5,8], namely that one counterterm of order Q^4 is able to explain the bulk of the residual scattering after all contributions up to order Q^3 have been removed. One might worry that those authors neglected the recoil correction to OPE. However in this channel the TPE contributions are so much larger that the neglect of recoil does not affect the results significantly. This analysis also removes the worries raised in Ref. [16]: although there is one unnaturally large term in the effective short-range potential, there is no evidence for a breakdown of the chiral expansion, even up to energies of $\sim 300 \text{ MeV}$.

In the 1F_3 and 1G_4 cases there are large differences between the various PWA’s and so it is hard to draw such definite conclusions. However above about 150 MeV, the results do start to converge. In this region the residual scattering is much smaller after the order- $Q^{2,3}$ terms have been subtracted. In the 1F_3 wave the different PWA’s seem to converge to a value of the order of $\tilde{V} \sim 0.001 \text{ fm}^8$, which corresponds to a momentum scale of 470 MeV. In the 1G_4 wave the convergence is to a value of the order of $\tilde{V} \sim 5 \times 10^{-5} \text{ fm}^{10}$, corresponding to a scale of 540 MeV.

Although the different PWA’s show no overall bias in the 1D_2 and 1G_4 waves, this is not the case in the 1F_3 wave. There, in contrast, all the residual interactions show a significant downward curvature at low energies, even after subtraction of the order- $Q^{2,3}$ terms. While this may just reflect the fact this wave is poorly constrained by data (there are differences between the Nijmegen [14] and VPI [15] phase shifts for this wave) a more intriguing possibility is that it could be a signal of a long-ranged isospin-breaking effect. In this context, it should be noted that the isospin-triplet partial waves, such as 1D_2 and 1G_4 , are fitted to pp scattering data in the Nijmegen PWA’s [14]. The corresponding np results are then obtained by simply replacing the neutral-pion exchange in pp by the relevant combination of neutral- and charged-pion exchange, as in Eq. (2). In contrast the isospin-singlet waves, such as 1F_3 , have to be obtained from fitting np data. A single value for the πN coupling is used in all cases. The overall downward deviation in our results is consistent with what would be expected if we had taken too high a πN coupling in the DW analysis of these waves.

To check whether this explanation is plausible, we have also applied our method to the 1P_1 wave. Scattering in this wave is much more sensitive to short-distance effects. For example, the matrix elements of the TPE potential are divergent and so its singular behaviour must be regulated in some way. We have done so by simply setting the potential to a constant for radii less than some cut-off R_c . The results are shown in Fig. 5, where we have taken $R_c = 0.5 \text{ fm}$; using a different R_c simply changes the leading contact interaction, shifting the plot up or down without altering its shape. As in the 1F_3 wave, there is a consistent downward curvature at low energies for all PWA’s. The fact that both isospin-singlet waves show this behaviour suggests that it is an isospin-breaking effect. One possibility is that, while $f_{\pi NN}^2 = 0.075$ may be a good choice for the $\pi^0 pp$ coupling, the combination of couplings in the isospin-singlet waves could be slightly smaller, possibly by as much as 1–2%. An effect of this magnitude is compatible with what can be deduced from PWA’s of NN , πN or $N\bar{N}$ scattering [20], although in all cases the differences are not significant given the uncertainties in the results. Another source of isospin breaking is electromagnetic corrections to OPE [21], but we find that the effect of subtracting the order- α corrections to OPE is very small for energies above 80 MeV.

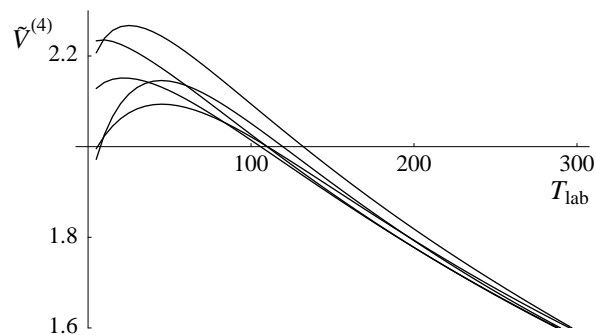


FIG. 5. The short-range effective potential (in fm^4) in the np 1P_1 partial wave, with OPE and order $Q^{2,3}$ TPE removed. For other details see the caption to Fig. 1.

In summary: we have presented here a method for extracting the effects of OPE and TPE from peripheral NN phase shifts. A DW approach is used to remove the effects of simple OPE to all orders. TPE and recoil corrections to OPE are then subtracted perturbatively and we are then able to remove all contributions up to order Q^3 . We have applied this technique to peripheral NN scattering in spin-singlet waves, using phase shifts from various Nijmegen PWA’s [14]. We find residual interactions which are consistent with the expectations for an effective field theory.

In the 1D_2 wave, the energy dependence of the residual interaction is essentially linear up to nearly 300 MeV. The systematic errors in the various PWA's are large in the 1F_3 and 1G_4 waves, making it hard to draw definite conclusions about the effectiveness of the theory in these cases. Nonetheless, in regions where the PWA's are consistent, we find that the residual scattering is small after removal of all order- $Q^{2,3}$ terms. The momentum scales of the terms in the residual short-range potentials or 350 MeV or larger, with the exception of the leading term in the 1D_2 wave. This term is unnaturally large, corresponding to a scale of about 270 MeV. There is thus no evidence of a breakdown of the chiral expansion in this energy region, nor is it necessary to introduce any additional regularisation in the spin-singlet channels.

In the isospin-singlet waves we find hints of isospin breaking in the πN couplings, although these are very much at the limit what can be deduced given the systematic errors in the different PWA's. It will therefore be very interesting see the results of this method when it is applied to phase shifts from the newer chiral PWA's of the Nijmegen group [6,11].

ACKNOWLEDGMENTS

We are grateful to R. Timmermans for useful correspondence. MCB thanks K. Richardson and T. Barford for discussions about these ideas. This work is supported by the EPSRC.

-
- [1] S. Weinberg, Phys. Lett. **B251**, 288 (1990); Nucl. Phys. **B363**, 3 (1991).
 - [2] C. Ordoñez, L. Ray and U. van Kolck, Phys. Rev. **C53**, 2086 (1996) [hep-ph/9511380].
 - [3] N. Kaiser, R. Brockmann and W. Weise, Nucl. Phys. **A625**, 758 (1997) [nucl-th/9706045].
 - [4] N. Kaiser, S. Gerstendörfer and W. Weise, Nucl. Phys. **A637**, 39 (1998) [nucl-th/9802071].
 - [5] E. Epelbaum, W. Glöckle and U.-G. Meissner, Nucl. Phys. **A637**, 107 (1998) [nucl-th/9801064]; Nucl. Phys. **A671**, 295 (2000) [nucl-th/9910064].
 - [6] M. C. M. Rentmeester, R. G. E. Timmermans, J. L. Friar and J. J. de Swart, Phys. Rev. Lett. **82**, 4992 (1999) [nucl-th/9901054].
 - [7] J.L. Friar, Phys. Rev. **C60**, 034002 (1999) [nucl-th/9901082].
 - [8] K. G. Richardson, Ph. D. thesis, University of Manchester (1999) [hep-ph/0008118].
 - [9] N. Kaiser, Phys. Rev. **C65**, 017001 (2002) [nucl-th/0109071].
 - [10] D. R. Entem and R. Machleidt, Phys. Rev. **C66**, 014002 (2002) [nucl-th/0202039].
 - [11] M. C. M. Rentmeester, R. G. E. Timmermans and J. J. de Swart, Phys. Rev. **C67**, 044001 (2003) [nucl-th/0302080].
 - [12] E. Epelbaum W. Glöckle and U.-G. Meissner, nucl-th/9304037.
 - [13] N. Kaiser, Phys. Rev. **C64**, 057001 (2001) [nucl-th/0107064].
 - [14] V. G. J. Stoks, R. A. M. Klomp, M. C. M. Rentmeester and J. J. de Swart, Phys. Rev. **C48**, (1993), 792 (1993); V. G. J. Stoks, R. A. M. Klomp, C. P. F. Terheggen and J. J. de Swart, Phys. Rev. **C49**, 2950 (1994) [nucl-th/9406039]; Th. A. Rijken and V. G. J. Stoks, Phys. Rev. **C54**, 2851 (1996) [nucl-th/9509029]; NN-Online, University of Nijmegen, <http://NN-OnLine.sci.kun.nl/>.
 - [15] R. A. Arndt, I. I. Strakovsky and R. Workman, Phys. Rev. **C50**, 2731 (1994) [nucl-th/9407035]; SAID, George Washington University, <http://gwdac.phys.gwu.edu/>.
 - [16] D. R. Entem and R. Machleidt, nucl-th/0303017.
 - [17] T. Barford and M. C. Birse, Phys. Rev. **C67**, 064006 (2003) [hep-ph/0206146].
 - [18] U. van Kolck, J. L. Friar and T. Goldman, Phys. Lett. **B371**, 169 (1996) [nucl-th/9601009].
 - [19] M. C. Birse, J. A. McGovern and K. G. Richardson, Phys. Lett. **B464**, 169 (1999) [hep-ph/9807302].
 - [20] J. J. de Swart, M. C. M. Rentmeester and R. G. E. Timmermans, πN Newslett. **13**, 96 (1997) [nucl-th/9802084].
 - [21] U. van Kolck, M. C. M. Rentmeester, J. L. Friar, T. Goldman and J.J. de Swart, Phys. Rev. Lett. **80**, 4386 (1998) [nucl-th/9710067].