

# Transverse momentum dependence of Hanbury Brown-Twiss radii of pions from a perfect opaque source with hydrodynamic flow

Kenji Morita<sup>1,\*</sup> and Shin Muroya<sup>2,†</sup>

<sup>1</sup>*Department of Physics, Waseda University, Tokyo 169-8555, Japan*

<sup>2</sup>*Tokuyama Women's College, Shunan, Yamaguchi 745-8511, Japan*

(Dated: January 29, 2020)

We investigate transverse momentum dependence of pion HBT radii based on a hydrodynamical model. The recent experimental data shows  $R_{\text{out}}/R_{\text{side}} < 1$ , which suggests strong opaqueness of the source. In addition to the opaqueness naturally caused by the transverse flow, we introduced an extrinsic opacity by imposing restrictions on the pion emission angle. Comparing HBT radii obtained from the normal Cooper-Frye prescription and the opaque emission prescription, we find that  $R_{\text{out}}/R_{\text{side}}$  takes value less than unity only at small transverse momentum in the opaque source. However, HBT radii at high transverse momentum is dominated by the transverse flow effect.

PACS numbers: 25.75.Gz

Keywords: Relativistic Heavy Ion Collision, HBT effect, Hydrodynamical model, freeze-out

## I. INTRODUCTION

Pion interferometry is one of the most promising tools in high energy heavy ion collision experiments aiming at exploring a state of matter under an extreme condition. As is well-known, the Hanbury Brown-Twiss (HBT) effect, due to a symmetry of a wave function of identical bosons, tells us about a geometry of the source via two-particle intensity correlation functions [1, 2, 3]. Recently the Relativistic Heavy Ion Collider (RHIC) at Brookhaven National Laboratory (BNL) has started to work at extremely high energy and opened a new frontier of heavy ion collision experiments. Several experimental data at a partial collision energy,  $\sqrt{s} = 130A$  GeV, has already been published and preliminary data of  $\sqrt{s} = 200A$  GeV are reported [4]. One of the most interesting but puzzling results is the pion HBT data [5, 6].

Let us briefly survey the problem: The collision process is governed by strong and multi-body interactions including multiparticle productions. Any kind of dynamical description by the fundamental theory throughout the process is still so far from us. Though pions have information only at their freeze-out because of the strong interaction, the two-pion correlation function provides us the space-time distribution of the freeze-out point and the history of the space-time evolution which is subject to the equation of state (EoS). Therefore, a dynamical model is indispensable for understanding the HBT puzzle and a hydrodynamical approach is quite suitable for this purpose. In addition, recent experimental data on an anisotropic flow ( $v_2$ ) measured at midrapidity region strongly supports the validity of hydrodynamical picture at the RHIC energy [7]. A hydrodynamical model with a phase transition predicts large outward HBT radii around the RHIC energy due to the prolonged lifetime of the fluid by the existence of the phase transition [8]. The observed HBT radii in the experiment, however, appear to be contradictory; outward HBT radii  $R_{\text{out}}$  show quantitatively similar value to sideward HBT radii  $R_{\text{side}}$ . *i.e.*, the ratio  $R_{\text{out}}/R_{\text{side}}$ , which is proposed as a good indicator of the long emission duration [8], shows a slight decrease around unity with the pair transverse momentum. In fact, conventional hydrodynamical model analyses which reproduce single-particle spectra (and elliptic flow in [9]) result in unsatisfactory HBT radii [9, 10]. Space-time evolution with a smooth crossover transition EoS gives a little improvement but it is still far from agreeing with the data [11]. Though one can obtain the smaller HBT radii especially in the longitudinal direction by separating chemical freeze-out from thermal freeze-out [12] (see also [13]), it is also insufficient to explain the experimental result. From a microscopic point of view, dense partonic matter must have been created in the collisions as shown in high  $k_T$  hadronic spectra [14]. Some transport calculations indicate that creation of the dense partonic matter shows a tendency to improve the HBT radii [15, 16]. The problem will be the description of the hadronic stage and the subsequent freeze-out. Hence, as mentioned in [9], the most likely solution may be a modification of the freeze-out in hydrodynamical models which is usually treated by Cooper-Frye prescription [17] with a sharp three-dimensional hypersurface. A more sophisticated treatment of the freeze-out by the hadronic transport calculation is still not enough to explain the experiment [18].

---

\*Electronic address: morita@hep.phys.waseda.ac.jp

†Electronic address: muroya@yukawa.kyoto-u.ac.jp

Considering the fact that  $R_{\text{out}} \sim R_{\text{side}}$  from the meaning of the HBT radii given by second order moments of an emission function [19], experimental data indicates an “opaque source” [20, 21] in which particles are emitted from a thin surface. It is shown that transverse flow generated by pressure gradient in the hydrodynamic evolution also naturally causes the opaque property in the HBT radii [22] and such kinds of effects are already automatically taken into account in the calculation. But the effect is not enough to reproduce the experimental data. So the data require additional mechanisms which increase the source opacity.<sup>1</sup> In the present letter, we investigate the HBT radii based on a hydrodynamical model [10]. By putting a restriction on an emission angle of pions, we introduce an additional opaqueness in the source given by the hydrodynamical model. Comparing the HBT radii obtained from normal emission with the ones from the opaque source model, we discuss the transverse momentum dependence of the HBT radii and clarify its origin. In the next section, we will briefly explain our model. In Sec.III, the description of the opaque source model will be given. Section IV is devoted to the results and discussions.

## II. MODEL

We describe the space-time evolution of hot matter created at  $\sqrt{s} = 200A$  GeV Au+Au central collisions at the RHIC with the hydrodynamical model in Ref. [10]. We can fit single-particle distributions of charged hadrons such as pseudorapidity distribution from the PHOBOS collaboration [24], net-proton rapidity distribution from the BRAHMS collaboration [25] and identified transverse momentum distributions from the PHENIX collaboration [26] by adjusting parameters in the initial matter distributions. Here we adopt a functional form of the initial net baryon number distribution as

$$n_B(\tau_0, \eta, r) = n_{B0} \left\{ \exp \left[ -\frac{(|\eta| - \eta_D)^2}{2\sigma_D^2} \right] \theta(|\eta| - \eta_0) + \exp \left[ -\frac{(\eta_0 - \eta_D)^2}{2\sigma_D^2} \right] \theta(\eta_0 - |\eta|) \right\} \quad (1)$$

in order to reproduce the *flat* net-proton distribution within  $|y| \leq 1$  measured by the BRAHMS collaboration [25]. The parameter set is shown in Table. I. The particle distributions are calculated through the Cooper-Frye prescription [17].<sup>2</sup> We also take into account resonance decay contribution as in Ref. [10]. Note that our calculation does not reproduce absolute numbers of kaons and (anti-)protons because we assume the single freeze-out. Incorporating chemical freeze-out [12, 13, 27] or additional assumption for the initial stage which leads to stronger transverse flow [28] makes it possible to reproduce both  $p_T$  slope and yields of each particle species. But such kinds of modification will not affect our main argument below.

## III. TWO-PION CORRELATION FUNCTION FROM AN OPAQUE SOURCE

The two-pion intensity correlation function for a chaotic source is given by [29]

$$C_2(q, K) = 1 + \frac{|I(q, K)|^2}{I(0, k_1)I(0, k_2)} \quad (2)$$

where  $k_1$  and  $k_2$  are *on-shell* four momenta of two emitted pions and  $q$  and  $K$  are relative and average four momentum defined as  $q = k_1 - k_2$  and  $K = (k_1 + k_2)/2$ , respectively. We put  $I(q, K)$  as

$$I(q, K) = \int_{\Sigma} K \cdot d\sigma(x) e^{iq \cdot x} f(x, K) \quad (3)$$

with  $f(x, K)$  being Bose-Einstein distribution function  $[\exp(K \cdot U(x)/T(x)) - 1]^{-1}$  so that  $I(0, k)$  reduces to the Cooper-Frye formula of single-particle distribution [30]. Note that  $K$  is *off-shell* four momentum and  $\Sigma$  denotes the integration on a 3-dimensional freeze-out hypersurface determined by  $T = T_f$ .

As mentioned in Sec.I, opaqueness of the source is a possible candidate for a solution of the HBT puzzle. Here we introduce a simple opaque source model by imposing two conditions on the emission from the freeze-out hypersurface.

<sup>1</sup> In Ref.[23], HBT radii are investigated with an opaque source model inferred from quark and gluon evaporation. However, their analysis is based on (1+1)-dimensional longitudinal expansion and neglects transverse flow.

<sup>2</sup> In the present calculation, we include not only time-like component of  $d\sigma_{\mu}$  as done in [10] but also space-like component of surface elements.

One, is that a particle should not be emitted into fluid, *i.e.*, “inward” emission is forbidden. The assumption of local thermal equilibrium contains isotropic particle emission in the local rest frame of a fluid element. So the inward emission naturally occurs even after a Lorentz-boost to the center-of-mass system though its contribution to the multiplicity is known to be small. In the Cooper-Frye freeze-out prescription, the number of emitted particles from time-like surfaces can be counted as negative [31, 32, 33, 34]. We neglect such emissions by introducing the step function  $\theta(p \cdot d\sigma)$  for  $p = k_1$  and  $k_2$  in the surface integrations. See also Fig.1. The other constraint is characterized by a factor  $\theta(\cos(\phi - \psi))$  where  $\phi = \tan^{-1}(r_y/r_x)$  is the azimuthal angle of an emission point and  $\psi = \tan^{-1}(k_y/k_x)$  is the azimuthal emission angle of a particle. Namely, for a particle with  $k_x = k_T$  and  $k_y = 0$ , we limit the emission angle to the forward range  $-\pi/2 \leq \phi \leq \pi/2$ , for example. Note that the above constraints should be imposed on each particle while the two-particle correlation function can be expressed as a Fourier transform of (pseudo-)single-particle distribution function. So we input the constraints on each emitted particle into both numerator and denominator of Eq.(2) as,

$$C_2(q, K) = 1 + \frac{\left| \int_{\Sigma} K \cdot d\sigma f(x, K) e^{iq \cdot x} \Theta(x, k_1) \Theta(x, k_2) \right|^2}{\int_{\Sigma} k_1 \cdot d\sigma f(x, k_1) \Theta(x, k_1) \int_{\Sigma} k_2 \cdot d\sigma' f(x', k_2) \Theta(x', k_2)} \quad (4)$$

where  $\Theta(x, k_i) \equiv \theta(k_i \cdot d\sigma) \theta[\cos(\phi - \psi_i)]$  and  $\psi_i = \tan^{-1}(k_{iy}/k_{ix})$  for  $i = 1, 2$ . Under these constraints, energy conservation between the fluid and emitted particles through the freeze-out process is violated. We have estimated the loss of energy by the conditions described above to be 11 %. *i.e.*, 89 % of emitted energy quanta satisfy the conditions. Resultant multiplicity  $dN/d\eta_p$  at  $\eta_p = 0$  where  $\eta_p$  denotes pseudorapidity  $\eta_p = 0.5 \ln[(|\mathbf{p}| + p_z)/(|\mathbf{p}| - p_z)]$  decreases from 618 to 593. This loss can be negligible for the below consideration. Some attempts have been made to avoid this kind of violation in the improvement of the freeze-out prescription [34] but it would be a formidable task to incorporate them in a self-consistent manner and beyond our scope in this paper.

#### IV. RESULTS AND DISCUSSIONS

The HBT radii are obtained through 3-dimensional  $\chi^2$ -fitting to the correlation functions (2) by

$$C_{2\text{fit}}(q, K) = 1 + \exp[-R_{\text{side}}^2(K)q_{\text{side}}^2 - R_{\text{out}}^2(K)q_{\text{out}}^2 - R_{\text{long}}^2(K)q_{\text{long}}]. \quad (5)$$

In this section, we compare the “normal” HBT radii calculated through Eqs. (2) and (3) and the “opaque” case calculated through Eq. (4). We focus on  $R_{\text{out}}$  and  $R_{\text{side}}$  because the purpose of the paper is to clarify effects in transverse dynamics, *i.e.*, flow effect and opacity effect.  $R_{\text{long}}$  does not reflect such effects because its  $K_T$  dependence mainly originates from rapid longitudinal expansion [35]. In the numerical evaluation of the correlation function, experimental window effect is simply neglected for the better understanding of the opacity effect. We note that convenient expressions by second order moments for the HBT radii [36]

$$R_{\text{side}}^2(\mathbf{k}) = \langle \tilde{r}_y^2 \rangle \quad (6)$$

$$\begin{aligned} R_{\text{out}}^2(\mathbf{k}) &= \langle (\tilde{r}_x - \beta_{\perp} \tilde{t})^2 \rangle \\ &= \langle \tilde{r}_x^2 \rangle - 2\beta_{\perp} \langle \tilde{r}_x \tilde{t} \rangle + \beta_{\perp}^2 \langle \tilde{t}^2 \rangle \end{aligned} \quad (7)$$

where

$$\langle A(x) \rangle(\mathbf{k}) \equiv \frac{\int_{\Sigma} k \cdot d\sigma f(x, k) A(x)}{\int_{\Sigma} k \cdot d\sigma f(x, k)}, \quad (8)$$

$\tilde{x} \equiv x - \langle x \rangle$  and  $\beta_{\perp} = k_T/E_{\mathbf{k}}$  hold as a good approximation for both of the emission prescriptions.

Figure 2 shows the results of HBT radii together with recent preliminary experimental results from the STAR [37] and the PHENIX [38] measured at  $\sqrt{s} = 200A$  GeV Au+Au collisions. Results from the normal freeze-out prescription shows similar deviations as seen in 130A GeV results [10]. Namely, we see a smaller and a less steep  $R_{\text{side}}$  with increasing  $K_T$ , larger  $R_{\text{out}}$ , and much larger  $R_{\text{out}}/R_{\text{side}}$  which corresponds to the long emission duration due to the phase transition. Despite the strong restriction to the emission direction by Eq.(4), slight improvement of  $R_{\text{side}}$  and  $R_{\text{out}}$  is seen. As for the opaque source model,  $R_{\text{side}}$  becomes larger at low  $K_T$  and its  $K_T$  dependence becomes

slightly steeper than the normal emission case.  $R_{\text{out}}$  becomes a little smaller at low  $k_T$  though no improvement can be seen beyond  $k_T \sim 0.5$  GeV/c. Consequently, the ratio of  $R_{\text{out}}$  to  $R_{\text{side}}$  is improved to be a value less than unity at the smallest  $k_T$  bin. Nevertheless, in higher  $k_T$  region, the opaque emission cannot reproduce the data. These results suggest that the emission angle restriction does not affect the correlation function at higher  $k_T$ . After all, the flow effect dominates in such a region. This fact can be intuitively understood by calculating  $r_x$ - $t$  correlations and  $\langle \tilde{r}_x^2 \rangle$  (Fig. 3) and by plotting the source functions on the  $r_x$ - $t$  (Fig. 4) and the  $r_x$ - $r_y$  (Fig. 5) planes. The source functions are calculated as

$$S_{xt}(r_x, t; k_T) = * \int_{|\eta| \leq 1} k \cdot d\sigma(x') f(x', k) \delta(r_x - r'_x) \delta(t - t'), \quad (9)$$

$$S_{xy}(r_x, r_y; k_T) = * \int k \cdot d\sigma(x') f(x', k) \delta(r_x - r'_x) \delta(r_y - r'_y). \quad (10)$$

Each function is calculated at midrapidity and is normalized as maximum value to be unity. For  $S_{xt}(r_x, t; k_T)$ , integration with respect to the space-time rapidity  $\eta \equiv 0.5 \ln[(t+z)/(t-z)]$  is done with  $|\eta| \leq 1$  in order to obtain clear emission probability distribution. For the opaque emission model,  $\Theta(x, k)$  is inserted in the above definitions as in Eq.(4).

Figure 3 shows a large decrease of  $\Delta r_x = \sqrt{\langle \tilde{r}_x^2 \rangle}$  at low  $k_T$  in the opaque emission model, as expected. This fact is clearly caused by the emission angle restriction factor  $\theta[\cos(\phi - \psi_i)]$ , which cuts off emission from  $x < 0$  for  $k_T = (k_T, 0)$  as seen from the left column ( $k_T = 50$  MeV/c) of Fig. 5. However, such a distinct difference disappears at higher  $k_T$  because the flow makes large suppression and enhancement through the Boltzmann factor (right column). Thus, as  $k_T$  increases, the effect of opacity relatively becomes weaker in the presence of transverse flow. Another factor  $-2\beta_\perp \langle \tilde{r}_x \tilde{t} \rangle$  in the  $R_{\text{out}}$  show strong dependence on  $k_T$  in Fig. 3, though it does not affect  $R_{\text{out}}$  so much. In such a  $k_T$  region as  $(\Delta r_x)_{\text{opaque}} \ll (\Delta r_x)_{\text{normal}}$ , the prefactor  $\beta_\perp$  is so small that the second term of Eq.(7) gives only little contribution to  $R_{\text{out}}$ . The decrease of  $\langle \tilde{r}_x \tilde{t} \rangle$  in the opaque emission model is due to larger  $\langle r_x \rangle$  which is a natural consequence of emission only from  $r_x > 0$ . The leading contribution in this region, however, is  $\Delta t$ , which is 6 fm/c at  $k_T = 200$  MeV/c. Therefore, the reduction of  $\langle \tilde{r}_x \tilde{t} \rangle$  does not reduce  $R_{\text{out}}$  so much. From Fig. 5, some increase of emissivity at the edge can be seen due to the cut-off of time-like surface emission. (See also Fig. 1; surface elements at the edge naturally have a time-like part.) This fact results in the slight increase of  $R_{\text{side}}$  at low  $k_T$  because  $R_{\text{side}}$  can be considered as the width of the source along  $y$  direction.

In the present paper, we have demonstrated that a naive opaque emission model in which we forbid emissions through dense media does not account for the ‘‘HBT puzzle’’ if a collective transverse flow exists. The opaqueness caused by the dense matter preventing the pions from passing affects the HBT radii only at low transverse momentum. As a result, smaller  $R_{\text{out}}$  than  $R_{\text{side}}$  is obtained only at small  $k_T$ . Incorporating the opacity effect transforms the shape of the source function. Nevertheless, transverse flow dominates the source function at large  $k_T$ ; modification of the source function by the opacity is so slight that the  $k_T$  dependence of the HBT radii is still dominated by the transverse flow effect.

As mentioned earlier, our present study belongs to a trial by a modification of the source shape. One can consider other possibilities. For example, viscosity correction [39] and  $\rho$  meson broadening [40] have been examined. It also should be noted that a thermal model analysis shows acceptable agreement [41] because their model has positive  $r_x$ - $t$  correlation due to the choice of the freeze-out hypersurface. However, the surface is simply put by hand and not the result of dynamical calculation. Further investigation will be required towards the solution of the puzzle.

### Acknowledgments

The authors would like to thank Drs. S. Daté, T. Hatsuda, T. Matsui, A. Nakamura, H. Nakamura, H. Nakazato and I. Ohba for their fruitful discussions and comments. This work is partially supported by the Ministry of Education, Science and Culture, Japan (Grant No.13135221) and Waseda University Grant for Special Research Projects No. 2003A-095.

- 
- [1] R. M. Weiner, Phys. Rep. **327**, 249 (2000).
  - [2] U. A. Wiedemann and U. Heinz, Phys. Rep. **319**, 145 (1999).
  - [3] B. Tomášik and U. A. Wiedemann, hep-ph/0210250.
  - [4] *Quark Matter 2002, Proceedings of the 16th International Conference on Ultra-Relativistic Heavy Ion Collisions* (North-Holland, 2003), edited by H. Gutbrod, J. Aichelin, and K. Werner. [Nucl. Phys. **A715**, 1c (2003)].

- [5] C. Adler et al. (STAR Collaboration), Phys. Rev. Lett. **87**, 082301 (2001).
- [6] K. Adcox et al. (PHENIX Collaboration), Phys. Rev. Lett. **88**, 192302 (2002).
- [7] P. F. Kolb, P. Huovinen, U. Heinz, and H. Heiselberg, Phys. Lett. B **500**, 232 (2001).
- [8] D. H. Rischke and M. Gyulassy, Nucl. Phys. **A608**, 479 (1996).
- [9] U. Heinz and P. Kolb, Nucl. Phys. **A702**, 269 (2002).
- [10] T. Hirano, K. Morita, S. Muroya, and C. Nonaka, Phys. Rev. C **65**, 061902(R) (2002); K. Morita, S. Muroya, C. Nonaka, and T. Hirano, *ibid.* **66**, 054904 (2002).
- [11] D. Zschesche, H. Stöcker, W. Greiner, and S. Schramm, Phys. Rev. C **65**, 064902 (2002).
- [12] T. Hirano and K. Tsuda, Phys. Rev. C **66**, 054905 (2002).
- [13] P. F. Kolb and R. Rapp, Phys. Rev. C **67**, 044903 (2003).
- [14] K. Adcox et al. (PHENIX Collaboration), Phys. Rev. Lett. **88**, 022301 (2002).
- [15] Z. Lin, C. M. Ko, and S. Pal, Phys. Rev. Lett. **89**, 152301 (2002).
- [16] D. Molnár and M. Gyulassy, nucl-th/0211017.
- [17] F. Cooper and G. Frye, Phys. Rev. D **10**, 186 (1974).
- [18] S. Soff, S. A. Bass, and A. Dumitru, Phys. Rev. Lett. **86**, 3981 (2001); S. Soff, S. A. Bass, D. H. Hardtke, and S. Y. Panitkin, *ibid.* **88**, 072301 (2002).
- [19] S. Chapman, P. Scotto, and U. Heinz, Phys. Rev. Lett. **74**, 4400 (1995).
- [20] H. Heiselberg and A. P. Vischer, Eur. Phys. J. C **1**, 593 (1998).
- [21] B. Tomášik and U. Heinz, nucl-th/9805016.
- [22] K. Morita, S. Muroya, H. Nakamura, and C. Nonaka, Phys. Rev. C **61**, 034904 (2000).
- [23] L. McLerran and S. S. Padula, hep-ph/0205028.
- [24] B. B. Back et al. (PHOBOS Collaboration), nucl-ex/0210015.
- [25] P. Christiansen (BRAHMS Collaboration), to appear in the proceedings of 16th International Conference on Particles and Nuclei (PANIC 02), Osaka, Japan, 30 Sep - 4 Oct 2002., nucl-ex/0212002.
- [26] T. Chujo (PHENIX Collaboration), in [4], 151c.
- [27] D. Teaney, nucl-th/0204023.
- [28] K. J. Eskola, H. Niemi, P. V. Ruuskanen, and S. S. Räsänen, hep-ph/0206230.
- [29] E. V. Shuryak, Phys. Lett. **44B**, 387 (1973).
- [30] S. Chapman and U. Heinz, Phys. Lett. B **340**, 250 (1994).
- [31] Y. M. Sinyukov, Z. Phys. C **43**, 401 (1989).
- [32] S. Bernard, J. A. Maruhn, W. Greiner, and D. H. Rischke, Phys. Rev. C **605**, 566 (1996).
- [33] K. A. Bugaev, Nucl. Phys. **A606**, 559 (1996).
- [34] C. Anderlik, L. P. Csernai, F. Grassi, W. Greiner, Y. Hama, T. Kodama, Z. I. Lázár, V. K. Magas, and H. Stöcker, Phys. Rev. C **59**, 3309 (1999).
- [35] Y. Hama and S. S. Padula, Phys. Rev. D **37**, 3237 (1988); A. N. Makhlin and Y. M. Sinyukov, Z. Phys. C **39**, 69 (1988).
- [36] S. Chapman, J. R. Nix, and U. Heinz, Phys. Rev. C **52**, 2694 (1995).
- [37] M. L. Noriega (STAR Collaboration), in [4], 623c.
- [38] A. Enokizono (PHENIX Collaboration), in [4], 595c.
- [39] D. Teaney, in [4], 817c.
- [40] S. Soff, S. A. Bass, D. H. Hardtke, and S. Y. Panitkin, in [4], 801c.
- [41] W. Broniowski, A. Baran, and W. Florkowski, AIP Conf. Proc. **660**, 185 (2003).

## Figures

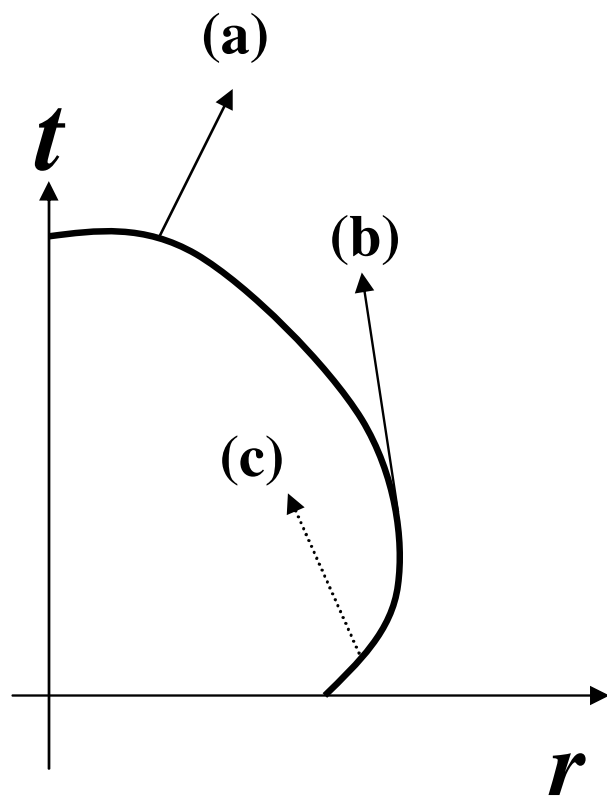


FIG. 1: A schematic view of freeze-out hypersurface (thick line) on  $r - t$  plane ( $\eta = 0$ ) and direction (arrows) of emitted particles. (a) and (b) are allowed directions but (c) is forbidden.

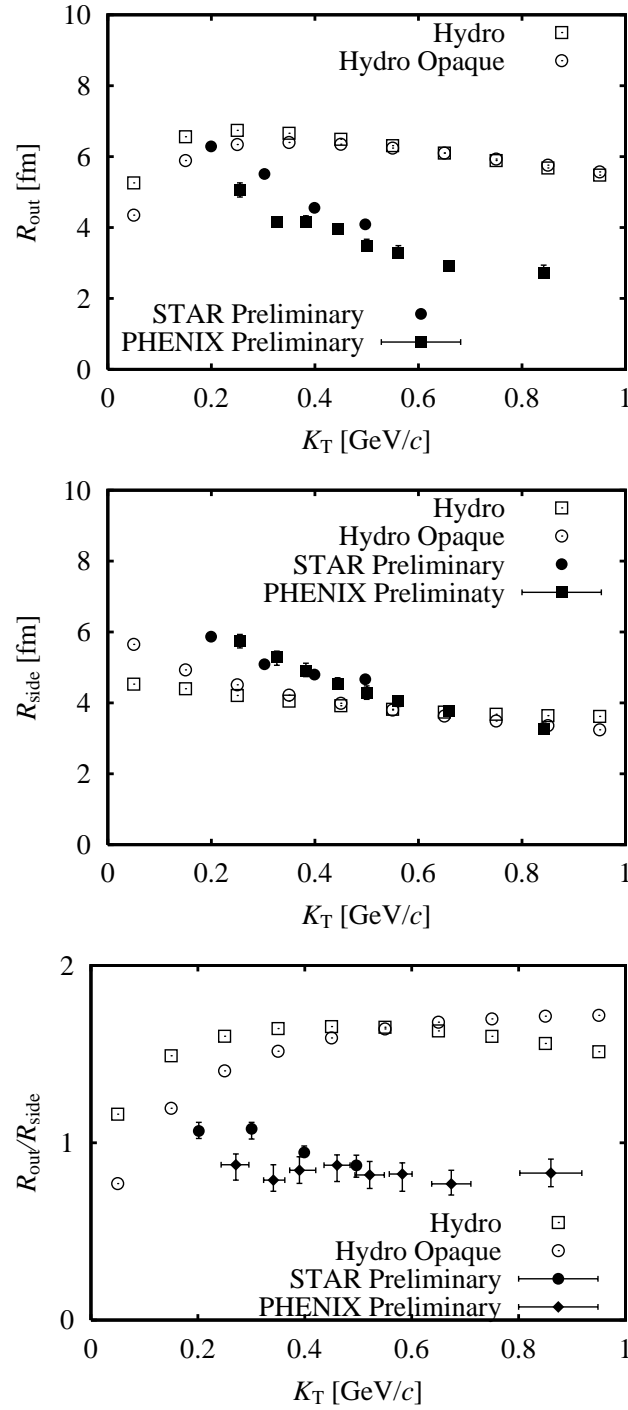


FIG. 2: HBT radii at 200A GeV Au+Au collisions versus averaged transverse momentum  $K_T$ . From top to bottom, Open squares stand for results from our model with normal freeze-out, eqs.(2) and (3). Results from opaque freeze-out (eq.(4)) are presented by open circles. Closed circles and squares stand for STAR and PHENIX experimental results, respectively.

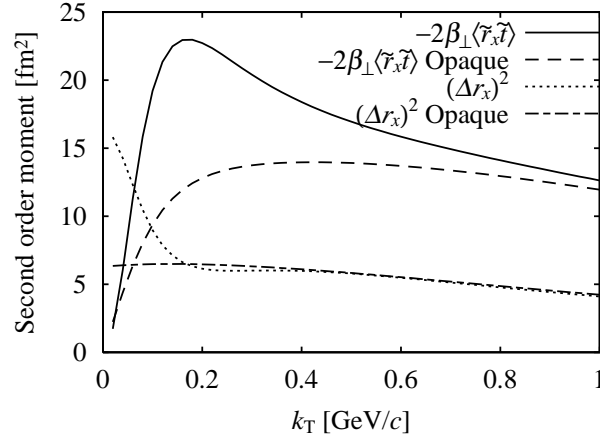


FIG. 3:  $r_x - t$  correlations and source width in the outward ( $x$ ) direction.

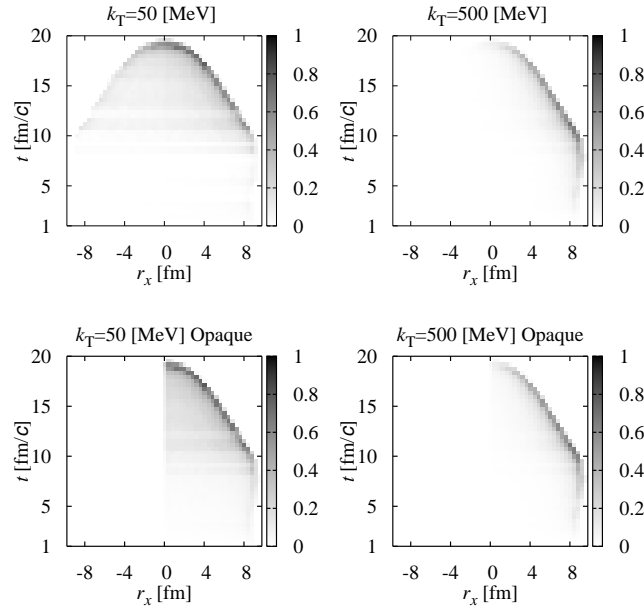


FIG. 4: Source function on the  $r_x$ - $t$  plane. Upper column stands for the case of the normal freeze-out procedure. Lower one shows the opaque emission case. For each freeze-out, low transverse momentum ( $k_T=50$  MeV, left row) case and high transverse momentum ( $k_T=500$  MeV, right row) case are presented.



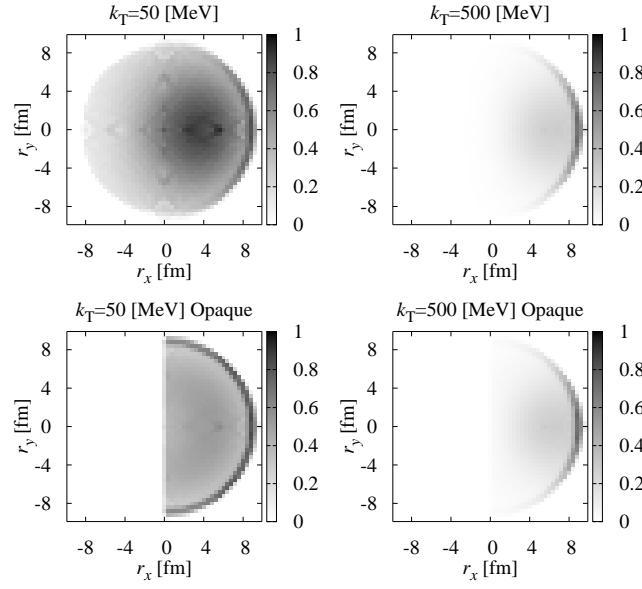


FIG. 5: Source function on the  $r_x$ - $r_y$  plane. Similar to the previous figure, the normal and the opaque emission cases are shown for  $k_T=50$  MeV and 500 MeV, respectively.

### Tables

TABLE I: Parameter set for 200A GeV Au+Au collisions at RHIC

$\varepsilon_{\max}$	$n_{B0}$	$\eta_0$	$\sigma_r$	$\sigma_\eta$	$\eta_D$	$\sigma_D$	$T_f$
6.9 GeV/fm <sup>3</sup>	0.22 fm <sup>-3</sup>	1.3	1.0 fm	1.4	2.6	0.92 fm	130 MeV