

v_4 – a small, but sensitive observable for heavy ion collisions

Peter F. Kolb

Department of Physics and Astronomy, SUNY, Stony Brook NY 11794-3800

(June 27, 2003)

Higher order Fourier coefficients of the azimuthally dependent single particle spectra resulting from non-central heavy ion collisions are investigated. For intermediate to large transverse momenta, these anisotropies are expected to become as large as 5 %, and should be clearly measurable. The physics contents of these observables is discussed from two different extreme but complementary viewpoints, hydrodynamics and the geometric limit with extreme energy loss.

Collisions of large nuclei at non-zero impact parameter exhibit the special feature of a strongly deformed overlap region. The subsequent dynamical evolution of the collision zone converts the initial spatial eccentricity into an azimuthal anisotropy of the final state observables. In particular anisotropies in momentum space [1] have been analyzed experimentally in great detail in recent years, as they have been shown to be generated during the earliest and hottest stages of the reaction [2]. As momentum anisotropies are generated, the eccentricity in coordinate space is smoothed out, bringing further generation of momentum anisotropies to a stall, a process that occurs within about the first 5 fm/c of the total 15 fm/c lifetime of the fireball [2–4]. In Au+Au collisions at RHIC energies, those anisotropies have been found [5] to be as large as predicted by hydrodynamic calculations that assume a short equilibration time $\tau_{\text{equ}} \leq 1$ fm/c [4,6]. Further theoretical investigation has revealed the sensitivity of anisotropic flow on the equation of state of the expanding medium [7–9], indicating the necessity of a hard phase at high temperatures with a soft transition region of width $\Delta e \sim 1$ GeV/fm³ to lower temperatures in order to describe the data in more details. For these reasons anisotropic flow became one of the most attractive tools to study the nuclear equation of state of the matter created in the collision by utilizing the most abundant particles, alternatively to statistically disadvantaged rare probes with which one tries to infer the properties of the bulk by modeling their mutual interaction with the medium they traverse. Other predictions from hydrodynamic concepts such as centrality and mass dependence of momentum anisotropies [8] have subsequently been confirmed to be in qualitative and quantitative agreement with experiments [10,11], as long as the applicability of hydrodynamics is not overstretched, i.e. for impact parameters not larger than $b \sim 7$ fm and transverse momenta not to exceed $p_T \sim 1.5$ GeV. Beyond these values clear deviations from the hydrodynamic predictions start to occur. This is expected as the smaller systems do not sufficiently equilibrate and the most rapid particles escape the fireball without fully participating in the collective dynamics.

To date, anisotropies at midrapidity are generally only characterized in terms of the second coefficient, v_2 , of the Fourier decomposition of the azimuthally sensitive momentum spectrum. With the z -direction given by the

beam axis and the x -direction defined by the direction of the impact parameter (and y perpendicular to both), the general expression for the Fourier decomposition with respect to the azimuthal angle $\varphi = \arctan(y/x)$ is

$$\frac{dN}{dp_T dy d\varphi} = \frac{1}{2\pi} \frac{dN}{dp_T dy} \left(1 + \sum_{n, \text{even}} 2 v_n(p_T) \cos(n\varphi) \right), \quad (1)$$

where no sine terms appear due to the symmetry with respect to the reaction plane, and all odd harmonics vanish at midrapidity due to the symmetry $\varphi \leftrightarrow \varphi + \pi$. (Note that that the latter is not true for non-central d-Au collisions, where v_1, v_3, \dots should be useful quantities to classify and study the measured spectra – even at midrapidity). In the following we will elaborate on the centrality and momentum dependence of higher anisotropy coefficients, which turn out to exhibit interesting features which, with the currently available data from RHIC’s run in 2002, might already be accessible.

Generally, higher momentum anisotropies are expected to be small, and in fact no experimental data have been published until this day. An early hydrodynamic calculation [12] predicted the momentum integrated value of v_4 not to exceed 0.5 % at SPS energies even in the most peripheral collisions, and shows only a slight increase with beam energy up to RHIC energies. In another study Teaney and Shuryak [13] calculated α_4 , which is the fourth coefficient of the momentum integrated differential particle spectra weighted by an additional momentum squared (which was applied to enhance the effects of transverse flow). This quantity is thus strongly biased to larger p_T . From their hydrodynamic calculation they obtain $\alpha_4 \sim 1\%$; clearly the momentum integrated value of v_4 is still smaller.

Today, experiments at RHIC achieve sufficient statistics to measure the elliptic flow coefficient v_2 differentially in momentum out to large transverse momenta up to 10 GeV [14]. In mid-central collisions this coefficient is found to saturate starting at $p_T \sim 2$ GeV at a large value of 20 - 25%, indicating that 3 times as many particles are emitted into the reaction plane than out of the reaction plane. Such a large value also means that the first order deformation of Eq. 1 is not elliptic anymore, but that a polar plot of the azimuthal distribution resembles more a peanut than an elliptical shape, aligned with its longer axis into the reaction plane, see Fig. 1. With-

out any higher order coefficients, the elliptic deformation starts to develop such a waist when v_2 becomes larger than 10 %, which can be shown explicitly by discussing the term $1 + \cos 2\varphi$ in cartesian coordinates (x, y) around $x = 0$.

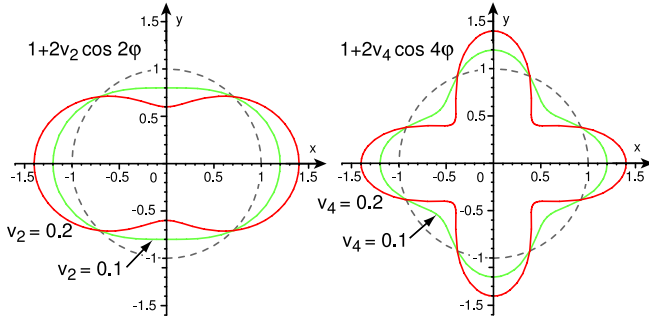


FIG. 1. Polar plot of the azimuthal distribution of different Fourier expansions. Left: Distortion of the unit circle through an elliptic component v_2 , shown for 10 and 20%. Right: fourth component v_4 for the same values.

This raises the interesting question, whether at high p_T Fourier coefficients of higher order might become sufficiently large to restore the elliptically deformed shape of the particle distribution. To restore the elliptic shape as much as possible only through introduction of a fourth anisotropy coefficient, $v_4 \sim \frac{1}{34}(10v_2 - 1)$ is required, as is derived straightforwardly from Eq. (1).^{*} This, in consideration of the large experimental values for v_2 , might indicate that v_4 could reach values around 3 to 5 %.

To investigate higher flow coefficients in more detail, we first revisit hydrodynamic calculations, although they find their limitations for pions of transverse momenta beyond 2 GeV, and for heavier baryons at momenta 3-4 GeV (for a recent review see [15]). Later on we will discuss a complementary model in terms of a simple picture for the limit of very large transverse momentum. The results presented in the following were achieved by a more modern hydrodynamic calculation than in [12], as it becomes important at RHIC energies to correctly account for features of chemical non-equilibrium during the hadronic evolution of the system [16,17], a feature that significantly influences the relation of energy-density and temperature [18,19]. At temperatures beyond $T_{\text{crit}} = 165$ MeV the underlying equation of state turns into a hard ideal gas equation of state via a strong first order phase transition in order to mimic the transition from a gas of interacting resonances to a hard plasma phase. The initial conditions of this calculation were determined to fit single particle spectra measured

^{*}The definition of restored ellipticity is ambiguous. Here we chose to find the value of v_4 where the second derivative of $y(x)$ vanishes at $x = 0$, thus giving rise to a very smooth transition across $\varphi = \pi/2$.

in Au+Au collisions at $\sqrt{s_{\text{NN}}} = 200$ GeV. For further details, see [17].

Figure 2 shows the momentum dependence of the Fourier coefficients of pion spectra up to order 8. ‘Elliptic flow’, v_2 , dominates the emission anisotropy at all momenta. (To use the same vertical scale for all coefficients, the second harmonic v_2 was divided by 10). As anticipated, v_4 increases with momentum, reaching a value of about 2.8 % at $p_T = 2$ GeV (thus not quite enough to restore the particle distribution to an elliptic shape, as $v_2(p_T = 2 \text{ GeV}) \approx 29\%$). Also v_6 still has a sizable *negative* value of about 1.2%. The mass dependence of higher flow harmonics does not bring any surprises: Due to their larger masses, heavy particles pick up larger transverse momenta when they participate in the established collective flow. As for the spectra and elliptic flow, also the higher anisotropies are shifted out towards larger transverse momenta. Thus at a given transverse momentum below 2 GeV, the flow anisotropies of heavy resonances are smaller than of pions. Comparing hydrodynamic calculations to experimental results, it appears however that deviations from hydrodynamic behavior occur later for heavy particles, and therefore anisotropies of baryons can eventually surpass anisotropies of light mesons [20]. From these calculations one can expect a fourth flow component of (anti-)protons of about 7 % at 4 GeV transverse momentum, a sizable quantity that should be measurable!

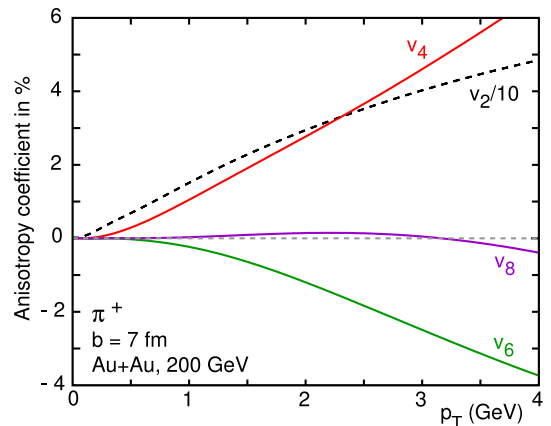


FIG. 2. Fourier coefficients of the pion spectra resulting from a hydrodynamic calculation to describe particle spectra at $\sqrt{s_{\text{NN}}} = 200$ GeV at impact parameter $b = 7$ fm. v_2 is scaled by a factor 0.1.

Surprisingly it turns out that v_4 is highly sensitive to the initial conditions of the calculations: initializing the calculation with a pre-hydrodynamic, isotropic radial flow field as in [17] does not change to magnitude of the flow anisotropies by a large amount. However it turns out that it completely changes the sign of v_4 , while the other coefficients remain largely the same. Clearly v_4 at low and intermediate p_T has therefore a strong potential to constrain model calculations and carries valuable

information on the dynamical evolution of the system.

In a model complementary to the hydrodynamic description which is constrained to the low momentum, thermalized part of the spectrum, one can study anisotropies that result from opacity effects that the deformed initial geometry exerts on particles of high momenta [21–23]. Assuming extreme opacity, or extreme jet-quenching, particles of large transverse momenta from any part of the surface can only be emitted within $\pm 90^\circ$ of the normal vector to the surface, which for this exploratory study is assumed to be given by the overlap of two hard spheres (radius R).[†] In this picture, the n -th Fourier coefficient of the resulting expansion is found to be (for n even)

$$v_n = (-1)^{n/2} \frac{1}{n(1-n^2)} \frac{\sin(n\alpha)}{\alpha}, \quad (2)$$

where $\alpha = \arccos(b/2R)$ characterizes the centrality in terms of the opening-angle between the line through the center of one nucleus to the intersection point of the two nuclear spheres and the reaction plane. Note that as b increases from 0 to $2R$, α decreases from $\pi/2$ to 0. For $n = 2$, $v_2 = \sin(2\alpha)/(6\alpha)$, a formula first given by Voloshin [26]. For $n > 2$, Eq. 2 becomes significantly more interesting (unfortunately however the size of the expected signal drops with n^{-3} !): Note first the oscillating sign of the prefactor which will manifest itself in an oscillation of the coefficients at large b (small α). Second, one notices that for larger n the sine function starts changing sign upon scanning impact parameters ($b \leftrightarrow \alpha$), whereas for $n = 2$, the Fourier coefficient increases linearly with impact parameter from 0 to $1/3$, and is thus always positive. In particular for $n = 4$ one observes a transition from positive to negative values at $b = \sqrt{2}R$, reaching the limiting value $v_4 = -1/15 \approx -6.67\%$ for $b \rightarrow 2R$, again a rather large number! The local maximum of v_4 is at $b \approx 0.865R$ with $v_4 \approx 1.45\%$. The centrality dependences of the second to eighth Fourier coefficients are shown in Fig. 3 (as before v_2 is divided by a factor of 10).

Clearly, the expected values for higher expansion coefficients from this calculation are small. Applying a more realistic model does however not necessary lead to a further reduction of the signal, but might in contrast increase, similarly as observed for calculations of elliptic flow [24]. This is also suggested by the experimental data on v_2 which seem to exceed the limits given even by the most optimistic assumptions for anisotropies from geometry and energy loss. In any case, such a distinctive signal as a sign change upon variation of centrality should be

preserved when model calculations get refined and should be accessible within the statistics reached by today's experiments.

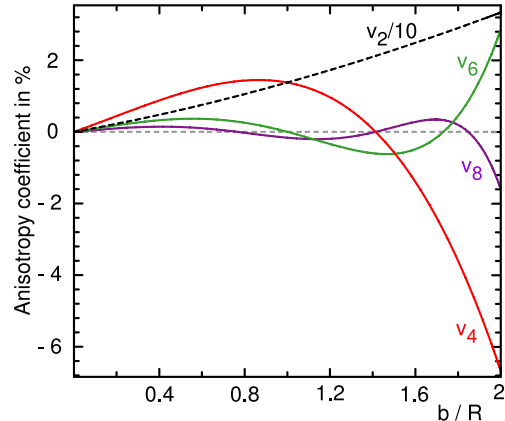


FIG. 3. Centrality dependence of the anisotropy coefficients in the limit of pure surface emission from the deformed overlap region to describe the saturation value of the anisotropies at large transverse momenta. v_2 is scaled by a factor of 0.1.

As an aside we would like to discuss a new but naive experimental way of measuring higher order flow coefficients, in particular v_4 . Apart from the ‘straightforward’ method to determine each event’s reaction plane and averaging all particle’s $\cos(4\varphi)$ with respect to the reaction plane and the more recently developed cumulant technique [27], simply measuring the particle spectra with respect to the reaction plane might be sufficient (theoretically). Having the azimuthally sensitive particle spectra given, Eq. 1 shows directly that (abbreviating $\frac{dN}{p_T dp_T dy d\varphi}(p_T, \varphi) = n(\varphi)$)

$$\begin{aligned} n(0) + n(\pi/2) - 2n(\pi/4) &= \\ &= \frac{1}{2\pi} \frac{dN}{p_T dp_T} (8v_4(p_T) + 8v_{12}(p_T) + \dots). \end{aligned} \quad (3)$$

From the experience gathered so far we expect v_{12} to be negligibly small compared to v_4 . Finite opening angles for the azimuthally sensitive distribution will reduce the signal again, however the v_4 in this approach is enhanced by a factor of 8, which might still render it measurable. We propose this method thus as an interesting independent approach to measure v_4 (but also v_2 , by simply subtracting spectra in and out of the reaction plane).

In summary we have shown that $v_4(p_T)$ might achieve significantly large values at intermediate and large transverse momenta in non-central heavy ion collisions and contains important physics of heavy ion collisions, a fact largely overlooked in the past. Numerical estimates for its size were given both in the limit of full thermalization with a subsequent hydrodynamic expansion as well as in the geometrical limit of extreme ‘jet-quenching’. For the latter case a strong centrality dependence and a change of the sign of the signal for higher anisotropies was found.

[†]Relaxing this geometrical constraint by adopting a finite diffuseness of the nuclei reduces the resulting asymmetries, far below the experimental results, and novel effects are required to explain those large limiting values [24,25].

From both approximations we found that v_4 might reach values of the order of 5%, clearly observable with today's equipment and statistics. v_4 has been found to be highly dependent on the initial configuration of the system and its evolution and is thus an important new tool to constrain model calculations and study details of the system's history. Consequently it deserves to be studied in great detail both experimentally as well as theoretically.

Acknowledgments: Discussions and comments from J. Casalderrey-Solana, B. Jacak, J. Jia, A. Poskanzer, and E. Shuryak, are greatly appreciated. This work was supported by the U.S. Department of Energy under Grant No. DE-FG02-88ER40388 and by the Alexander von Humboldt Foundation through a Feodor-Lynen Fellowship.

-
- [1] J.-Y. Ollitrault, Phys. Rev. **D46**, 229 (1992).
 - [2] H. Sorge, Phys. Rev. Lett. **78**, 2309 (1997).
 - [3] B. Zhang, M. Gyulassy, C.M. Ko, Phys. Lett. **B455**, 45 (1999).
 - [4] P.F. Kolb, J. Sollfrank, and U. Heinz, Phys. Rev. **C62**, 054909 (2000).
 - [5] K.H. Ackermann et al. (STAR Collaboration), Phys. Rev. Lett. **86**, 402 (2001).
 - [6] P.F. Kolb, P. Huovinen, U. Heinz, and H. Heiselberg, Phys. Lett. **B500**, 232 (2001).
 - [7] D. Teaney, J. Lauret, and E. Shuryak, nucl-th/0110037; Phys. Rev. Lett. **86**, 4783 (2001).
 - [8] P. Huovinen, P.F. Kolb, U. Heinz, P.V. Ruuskanen and S.A. Voloshin, Phys. Lett. **B503**, 58 (2001).
 - [9] P.F. Kolb and U. Heinz, nucl-ex/0204061.
 - [10] C. Adler et al. (STAR Collaboration), Phys. Rev. Lett. **87**, 182301 (2001); Phys. Rev. Lett. **89**, 132301 (2002).
 - [11] K. Adcox et al. (PHENIX Collaboration), Phys. Rev. Lett. **98**, 212301 (2002).
 - [12] P.F. Kolb, J. Sollfrank, and U. Heinz, Phys. Lett. **B459**, 667 (1999).
 - [13] D. Teaney and E. Shuryak, Phys. Rev. Lett. **83**, 4951 (1999).
 - [14] K. Filimonov et al. (STAR Collaboration), Nucl. Phys. **A715**, 137c (2003).
 - [15] P.F. Kolb and U. Heinz, nucl-ex/0305084.
 - [16] R. Rapp, Phys. Rev. **C66**, 017901 (2002).
 - [17] P.F. Kolb and R. Rapp, Phys. Rev. **C67**, 044903 (2003).
 - [18] D. Teaney, nucl-ex/0204023.
 - [19] T. Hirano and K. Tsuda, Phys. Rev. **C66**, 054905 (2002).
 - [20] S.S. Adler et al. (PHENIX Collaboration), nucl-ex/0305013; J. Adams et al. (STAR Collaboration), nucl-ex/0306007.
 - [21] M. Gyulassy, I. Vitev, X.-N. Wang, and B.-W. Zhang, nucl-th/0302077.
 - [22] P. Huovinen, P.F. Kolb, and U. Heinz, Nucl. Phys. **A698**, 475 (2002).
 - [23] E. Shuryak, Phys. Rev. **C66**, 027902 (2002).
 - [24] J. Casalderrey-Solana and E. Shuryak, hep-ph/0305130.
 - [25] D. Molnar and S.A. Voloshin, nucl-th/0302014; R.J. Fries, B. Müller, C. Nonaka, and S. Bass, nucl-th/0306027.
 - [26] S. Voloshin, Nucl. Phys. **A715**, 379 (2003).
 - [27] N. Borghini, P. Dinh, and J.-Y. Ollitrault, Phys. Rev. **C64**, 054901 (2001).