

Thermal analysis of production of resonances in relativistic heavy-ion collisions

Wojciech Broniowski

The H. Niewodniczanski Institute of Nuclear Physics, PL-31342 Krakow, Poland

Wojciech Florkowski[†]The H. Niewodniczanski Institute of Nuclear Physics, PL-31342 Krakow, Poland and
Institute of Physics, Swietokrzyska Academy, PL-25406 Kielce, PolandBrigitte Hiller[‡]Centro de Física Teórica, University of Coimbra, P-3004 516 Coimbra, Portugal
(Dated: 10 June 2003)

Production of resonances is considered in the framework of the single-freeze-out model of ultra-relativistic heavy ion collisions. The formalism involves the virial expansion, where the probability to form a resonance in a two-body channel is proportional to the derivative of the phase-shift with respect to the invariant mass. The thermal model incorporates longitudinal and transverse flow, as well as kinematic cuts of the STAR experiment at RHIC. We find that the shape of the $\pi^+\pi^-$ spectral line qualitatively reproduces the preliminary experimental data when the position of the peak is lowered. This confirms the need to include the medium effects in the description of the RHIC data. We also analyze the transverse-momentum spectra of $K^*(892)^0$, and $f_0(980)$, and find that the slopes agree with the observed values. Predictions are made for ρ^0 , ω , ϕ , η , η' , $\eta(1520)$, and $\eta(1385)$.

PACS numbers: 25.75.Dw, 21.65.+f, 14.40.-n

I. INTRODUCTION

With the help of the mixed-event technique the STAR Collaboration has managed to obtain preliminary results on the production of hadronic resonances. The data were presented for $K^*(892)^0$ [1, 2], $\omega(770)^0$ [3, 4], $f_0(980)$ [3, 4], and $\eta(1520)$ [5, 6, 7]. The invariant-mass distribution of the particles produced in the decays of the resonances may be used to get the information on the possible in-medium modifications of hadron masses. Such modifications are predicted by various theoretical models of dense and hot hadronic matter [8, 9], as well as hinted by the enhancement of the dilepton production in the low-mass region [10, 11]. Most interestingly, the measured invariant-mass distribution of the $\pi^+\pi^-$ pairs [3, 4] also suggests a drop of the effective mass of the ρ meson by several tens of MeV [3]. This effect was recently discussed by Shuryak and Brown [12] and Rapp [13], with the conclusion drawn that it is a genuine dynamical effect induced by the interaction of the ρ meson with the hadronic matter. On the other hand, the measurement of the invariant-mass distributions of the $K^*\pi$ pairs indicates that the effective mass of the $K^*(892)^0$ remains unchanged [2].

Since one measures the properties of stable hadrons which move freely to detectors, the experimentally obtained correlations may bring us information only about

the final stages of the evolution of the hadronic matter, i.e., about the conditions at freeze-out. From this point of view it is interesting to analyze the production of resonances in the framework of the thermal approach (the single-freeze-out model of Refs. [14, 15, 16]) which turned out to be very successful in reproducing the yields and spectra of stable hadrons. In particular, the thermal model can be naturally used to study the impact of the possible in-medium modification of the ρ meson mass on different physical observables, e.g., on the correlation in the invariant mass of the $\pi^+\pi^-$ pairs, the ratios of the resonance abundances, or their transverse-momentum spectra.

The paper is organized as follows: In the next Section we outline the Dashen-Ma-Bernstein formalism used to describe a gas of hadronic resonances. In Sec. III we present the invariant-mass correlations of $\pi^+\pi^-$ pairs emitted from a static thermal source, and in Sec. IV we discuss the effect of the temperature of such a source on the shape of the spectral $\pi^+\pi^-$ line. In Sec. V we present the main assumptions of the single-freeze-out model. With the knowledge of both the experimental kinematic cuts (Sec. VI) and the feeding from the decays of higher resonances (Sec. VII), the model is then used to compute the invariant mass spectrum of the $\pi^+\pi^-$ pairs (Sec. VIII). In Sec. IX and X we present the model results for the ratios of the resonance yields and for the resonance transverse-momentum spectra (wherever it is possible we compare the model results with the preliminary data). The paper contains three Appendices which give the parameters for the $\pi^+\pi^-$ phase shifts and explain in simple terms the implementation of the experimental kinematic cuts in our calculations of two- and

[†]Electronic address: b4broni@cyf-kr.edu.pl[‡]Electronic address: orkow@amun.ifj.edu.pl[‡]Electronic address: brigitte@teor.su.cpt

three-body decays.

II. PRODUCTION OF RESONANCES AND THE PHASE-SHIFTS

The formalism for the treatment of resonances in a hadronic gas in thermal equilibrium has been developed by Dashen, Ma, and Bernstein [17], and Dashen and Rajaraman [18], and in the context of heavy-ion physics has been recalled and further elaborated by Weinhold, Friman, and Norenberg [19, 20, 21, 22, 23] (see also [24, 25, 26]). The basic formula following from the formalism is that density of the resonance per volume and per unit invariant mass, M , produced in the two-body channel of particles 1 and 2 in thermal equilibrium is given by the formula

$$\frac{dn}{dM} = f \int \frac{d^3p}{(2\pi)^3} \frac{1}{2} \frac{d_{12}(M)}{dM} \frac{1}{\exp\left(\frac{M^2 + p^2}{T}\right) + 1}; \quad (1)$$

where $d_{12}(M)$ is the phase shift for the scattering of particles 1 and 2, f is a spin-isospin factor, T is the temperature, and the sign in the distribution function depends on the statistics. In practice, one may replace the distribution function by the Boltzmann factor, since the effects of the quantum statistics are numerically small.

As pointed out by the authors of Ref. [21], in many works the spectral function of the resonance is used ad hoc as the weight in Eq. (1) instead of the derivative of the phase shift, which is the correct thing to do. For narrow resonances this does not make a difference, since then both the spectral function and the derivative of the phase shift peak very sharply at the resonance position, m_R , i.e., $d_{12}(M) = dM' \delta(M - m_R)$, and then one recovers the narrow-resonance limit

$$n^{(\text{narrow})} = f \int \frac{d^3p}{(2\pi)^3} \frac{1}{\exp\left(\frac{m_R^2 + p^2}{T}\right) + 1}; \quad (2)$$

However, for wide resonances, or for effects of tails, the difference between the correct formula (1) and the one with the spectral function is very significant, not only conceptually but also numerically.

We first focus on the $\pi^+\pi^-$ scattering. We use the experimental phase shifts, which can be parameterized with simple formulas of Ref. [27]:

$$\tan^{-1} \delta_I^{\pi\pi}(M) = \frac{p}{1 - m_\pi^2/M^2} \frac{q^{2I}}{(A_1^I + B_1^I q^2 + C_1^I q^4 + D_1^I q^6) (4m_\pi^2 - S_1^I)}; \quad (3)$$

where $q = \frac{p}{M^2 - 4m_\pi^2}$, $m_\pi = 139.57$ MeV is the mass of the charged pion, and the remaining parameters are listed in App. A. The relevant channels are $I = 1$, $I = 1$ (ρ), $I = 0$, $I = 0$ (f_0), and $I = 2$, $I = 0$.

Figure 1 shows the weights in Eq. (1), i.e., the quantities $f d_{12}(M) = f \frac{d_{12}(M)}{dM}$, plotted as functions of M . The factor f consists of the spin degeneracy, $2I+1$, and the isospin Clebsch-Gordan coefficient, equal to 3 for the isosinglet, 1 for the isovector, and 1/2 for the $I = 2$ channel. In the isovector channel the peak of the weight function is found at 762.7 MeV, which corresponds to the inflection point in $\delta(M)$, and not the point where $\delta(M) = \pi/2$, which is at 773.6 MeV (note a 10 MeV "dropping" of the ρ -meson mass"). For the isoscalar channel the corresponding curve in Fig. 1 peaks at 932.5 MeV. Note that in this channel the weight function, $f d_{12}(M) = f \frac{d_{12}(M)}{dM}$, is completely different than the spectral function (see, for instance, the recent work of Ref. [13]). As a result, there is a very small contribution from the ρ -meson, since the strength of the scalar channel, as seen in Fig. 1, is small. It is worthwhile to notice that it peaks at the two-pion threshold [27], which is an immediate consequence of Eq. (3) for $I = 0$. The contribution of the $I = 2$ channel is tiny (also note that it is negative since the phase shift in this channel is a decreasing function of M , cf. [18]).

For three-body decays formulas analogous to Eq. (1) may be given, cf. Ref. [17, 18]. They would involve the detailed dynamical information on the decay process. For our purpose this is not necessary (the three-body decays feed the range of rather low invariant masses) and also not practical, since the detailed information on the dynamical dependences of the appropriate transition matrices is not easy to extract from the experimental data. In our calculations we include the resonances decaying into three-body channels which are very narrow (ω , η , and η'). Thus, as is customary in similar applications, we only account for the phase-space dependence on the invariant mass M , and do not consider dynamical effects of the transition matrix.

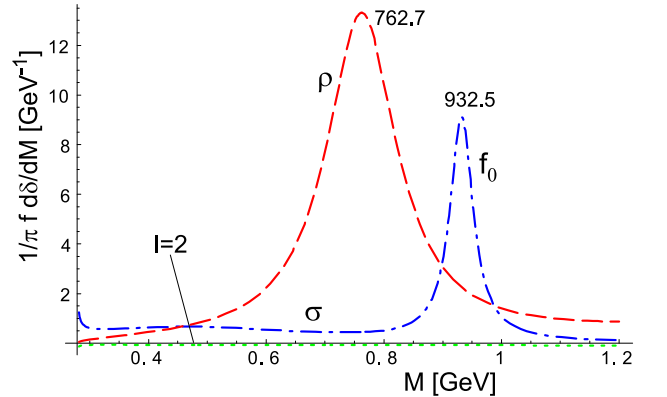


FIG. 1: The weight functions, $f d_{12}(M) = f \frac{d_{12}(M)}{dM}$, in the isoscalar, isovector, and isotensor channels, plotted as a function of the invariant mass. The phase shifts are taken from the parameterization of the experimental data [27]. Numerical labels indicate the peak positions (in MeV) which correspond to inflection points in the phase shifts as functions of M . The $I = 2$ channel is negligible.

III. RESONANCES IN THE STATIC SOURCE

First, in order to gain some experience, we consider the simplest case of the emission of particles from a static source. We will come back to a more realistic description incorporating the flow in Sec. V. We also assume in this Section the single-freeze-out hypothesis [14, 15, 16], hence no effects of rescattering are incorporated after the chemical freeze-out. We thus assume the chemical freeze-out temperature to be [28, 29, 30]

$$T_{\text{chem}} = 165 \text{ MeV}; \quad (4)$$

and, as we have said, the thermal freeze-out occurs at the same temperature, $T_{\text{therm}} = T_{\text{chem}}$. In the next Section we will lift this assumption.

We now simply use Eq. (1) with $T = T_{\text{chem}}$, and include the following resonances that couple to the $\pi^+\pi^-$ channel: σ , $f_0(500)$, η , η' , ω , K_S , and $f_2(1270)$. For the omega, both the three-body mode, $\pi^+\pi^-\pi^0$, and the two-body mode, $\pi^+\pi^-$, are incorporated. The appropriate branching ratios are included in the constant f_i in Eq. (1). For channels other than those of Fig. 1, where the experimental phase shifts are included, we use the simple Breit-Wigner parameterization, which is good for the narrow resonances. For the width of K_S we take the experimental resolution of the STAR experiment, which is about 10 MeV [31]. The width of the η' is also increased by the same value.

We compute the spectra at mid-rapidity, hence we use

$$\frac{dn}{dM dy} \Big|_{y=0} = \sum_i f_i \int_{p_2^{\text{low}}}^{p_2^{\text{high}}} \frac{p_2 dp_2}{(2\pi)^2} \frac{1}{M} \frac{d^3n_i(M)}{d^3p} \exp \left[-\frac{M^2 + p_2^2}{T} \right]; \quad (5)$$

where i labels the channel, n is the volume density of the $\pi^+\pi^-$ pairs, and M is the invariant mass of the $\pi^+\pi^-$ system. The above formula, written for two-body decays, is supplemented in the actual calculation with the three-body reactions. The limits for the transverse-momentum integration are taken at the upper and lower cuts for the STAR experiment [4], $p_2^{\text{low}} = 0.2 \text{ GeV}$ and $p_2^{\text{high}} = 2.2 \text{ GeV}$.

The results of the calculation are shown in Fig. 2(a). The two-body resonances lead to well-visible peaks, while the three-body channels of the η' and ω produce typical broad structures at lower values of M . Note that the scalar-isoscalar channel generates the resonance, f_0 , and a smooth background, σ . This background increases with the decreasing M , and peaks at the threshold.

IV. CHEMICAL VS. KINETIC FREEZE-OUT

In this section we analyze in simple terms the effects of possible lower temperature of the thermal freeze-out on

the shape of the $\pi^+\pi^-$ invariant-mass correlations. To this end we simply use Eq. (5) at a lower value of T .

Consider, for brevity of notation, the gas consisting only of π^+ , π^- , and π^0 . We assume isospin symmetry for the system, which works very well for RHIC [42]. The pions rescatter elastically through the $\pi\pi$ -channel. The total number of pions that are observed in the detectors is equal to

$$N = V^{\text{chem}} (2 n_\pi(T_{\text{chem}}; \mu = 0) + 2 \cdot 3 n_{\pi^0}(T_{\text{chem}}; \mu = 0)); \quad (6)$$

where

$$n_i(T; \mu) = \frac{Z}{(2\pi)^3} \exp \left[-\frac{p_i^2 + m_i^2}{T} \right]; \quad (7)$$

The factor of 2 in front of n_π in Eq. (6) comes from the $\pi^+\pi^-$ degeneracy, the factor of 2 in front of n_{π^0} comes from the fact that rho decays into two pions, and the factor of 3 is the spin degeneracy of the π^0 . The chemical potential, μ , vanishes at the chemical freeze-out. The volume at the chemical freeze-out is denoted by V^{chem} .

The chemical freeze-out is defined as the stage in the evolution when the abundances of stable (with respect to

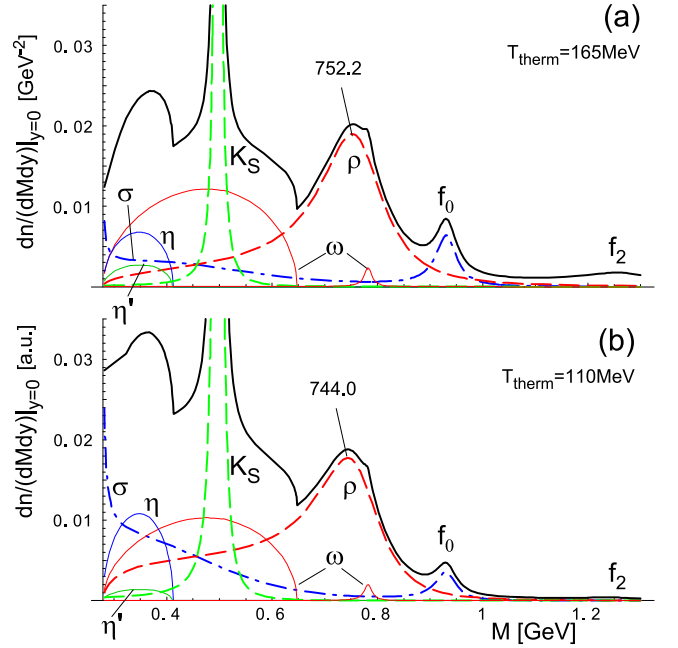


FIG. 2: The volume density of the $\pi^+\pi^-$ pairs plotted as a function of the invariant mass, obtained from the thermal model with a static source, Eq. (5). (a) The case of $T_{\text{therm}} = T_{\text{chem}} = 165 \text{ MeV}$. (b) The case of $T_{\text{therm}} = 110 \text{ MeV}$. The numbers indicate the position of the peak (in MeV). The labels indicate the decays included, with the two-body $\pi^+\pi^-$ channels and the three-body channels, $\pi^+\pi^-\pi^0$, $\pi^+\pi^-\pi^+$, and $\pi^+\pi^-\pi^-$. The relative contributions from the resonances are fixed by the value of the temperature.

the strong interaction) particles have been fixed. Next, the system expands, and while it progresses in its evolution, the elastic scattering may occur. This scattering proceeds through the formation of unstable resonances, until the system is too dilute for the scattering to be effective and the thermal freeze-out occurs. At the moment of the thermal freeze-out the total number of pions in our example is

$$N = V^{\text{th}} \left(2 n(T_{\text{th}}; \mu) + 2 \int_0^\infty \frac{p^2 dp}{(2\pi)^3} n(T_{\text{th}}; \mu) \right); \quad (8)$$

where V^{th} is the volume at the thermal freeze-out, and $\mu = 2\mu_\pi$ (the reaction $\pi^0 \pi^+ \pi^-$ is in equilibrium) are the chemical potentials which ensure that N is conserved, as requested by the fact that the system had frozen chemically. Knowing the ratio $V^{\text{th}} = V^{\text{chem}}$ we could compute μ comparing the right-hand sides of Eqs. (6) and (8). However, for the present purpose, where we are only interested in the shape of the correlation function in M and not the absolute values, this is not necessary. The chemical potential enters in Eq. (8) as a multiplicative constant, $V^{\text{th}} \exp(2\mu/T_{\text{th}})$. Since we do not control in the present calculation the volume, we can remove the normalization constant from our consideration. The argument holds if more reaction channels are present.

Thus, we redo the calculation of the previous Section, based on Eq. (5), but now with a lower temperature and an arbitrary normalization constant. The results for $T_{\text{th}} = 110$ MeV are shown in Fig. 2 (b). We note a prominent difference from the case of Fig. 2 (a), where the temperature was significantly higher: the high- M spectrum is suppressed, while the low- M spectrum is enhanced. Beginning from the high-mass end, we notice that the f_2 resonance has practically disappeared, the relative strength of the f_0 to the ρ peak is only about 1/5 compared to 1/3 in Fig. 2 (a), namely, left to the K_S peak we note a significantly larger background from the tail, the shoulder of the ρ , and the decays. While for $T = 165$ MeV the height of this background is only slightly above the height of the ρ peak, for $T = 110$ MeV it rises to about two times the height of the ρ peak.

We also remark that due to the presence of the thermal function in Eq. (5), the position of the peak is shifted downwards from the original vacuum value to 752.2 MeV for $T_{\text{th}} = 165$ MeV, and to 744.0 MeV for $T_{\text{th}} = 110$ MeV.

To conclude this Section, we state that the very simple thermal analysis shows that the shape of the "spectral line" of the $\pi^+ \pi^-$ system depends strongly on the temperature of the thermal freeze-out, which, when compared to accurate data, may be used to determine T_{th} in an independent manner. In the next sections we elaborate on this observation by incorporating other important effects.

V. FLOW AND THE SINGLE-FREEZE-OUT MODEL

The medium produced at mid-rapidity in ultra-relativistic heavy-ion collisions undergoes a rapid expansion, characterized by the longitudinal and transverse flow. Although flow has no effect on the invariant mass of a pair of particles produced in a resonance decay, since the quantity is Lorentz-invariant, it nevertheless affects the results, since the kinematic cuts imposed in the experiment in an obvious manner break this invariance. In Ref. [14, 15] we have constructed a thermal model which includes the flow effects. The model has the following main ingredients:

1. There is one universal freeze-out, occurring at the temperature

$$T_{\text{chem}} = T_{\text{th}} = T' = 165 \text{ MeV}; \quad (9)$$

In [14, 15, 16, 28] we have demonstrated that with the inclusion of all hadronic resonances the distinction between the traditionally considered chemical and thermal freeze-outs is not necessary, at least for RHIC.

2. To describe the geometry and flow at the freeze-out we adopt the approach of Refs. [32, 33, 34, 35, 36, 37, 38, 39, 40, 41]. The freeze-out hypersurface is defined by the condition

$$q \frac{1}{t^2} \frac{r_x^2}{r_x^2} \frac{r_y^2}{r_y^2} \frac{r_z^2}{r_z^2} = \text{const}; \quad (10)$$

while the transverse size of the freeze-cylinder is made finite by requesting that

$$q \frac{1}{r_x^2 + r_y^2} < m_{\text{ax}}; \quad (11)$$

In addition, we assume that the four-velocity of the expansion at freeze-out is proportional to the coordinate, namely

$$u = \frac{x}{t} = \frac{t}{t} \left(1; \frac{r_x}{t}; \frac{r_y}{t}; \frac{r_z}{t} \right); \quad (12)$$

The model is explicitly boost-invariant, which in view of the recent data delivered by BRAHMS [42] is justified for the description of particle production in the rapidity range $-1 < y < 1$.

3. All resonances from the Particle Data Tables [43] are included in the calculation, which is important due to the Hagedorn-like behavior of the resonance mass spectrum [44, 45, 46, 47].

The model has altogether four parameters: two thermal parameters, T , and the baryon chemical potential, μ_B , which are fitted to the available particle ratios, and two geometric parameters, r_{ax} and m_{ax} , fitted to the transverse-momentum spectra. The details of the model can be found in Ref. [16]. The model works very well and economically for the particle ratios [28], transverse-momentum spectra [14], as well as strange-particle production [15].

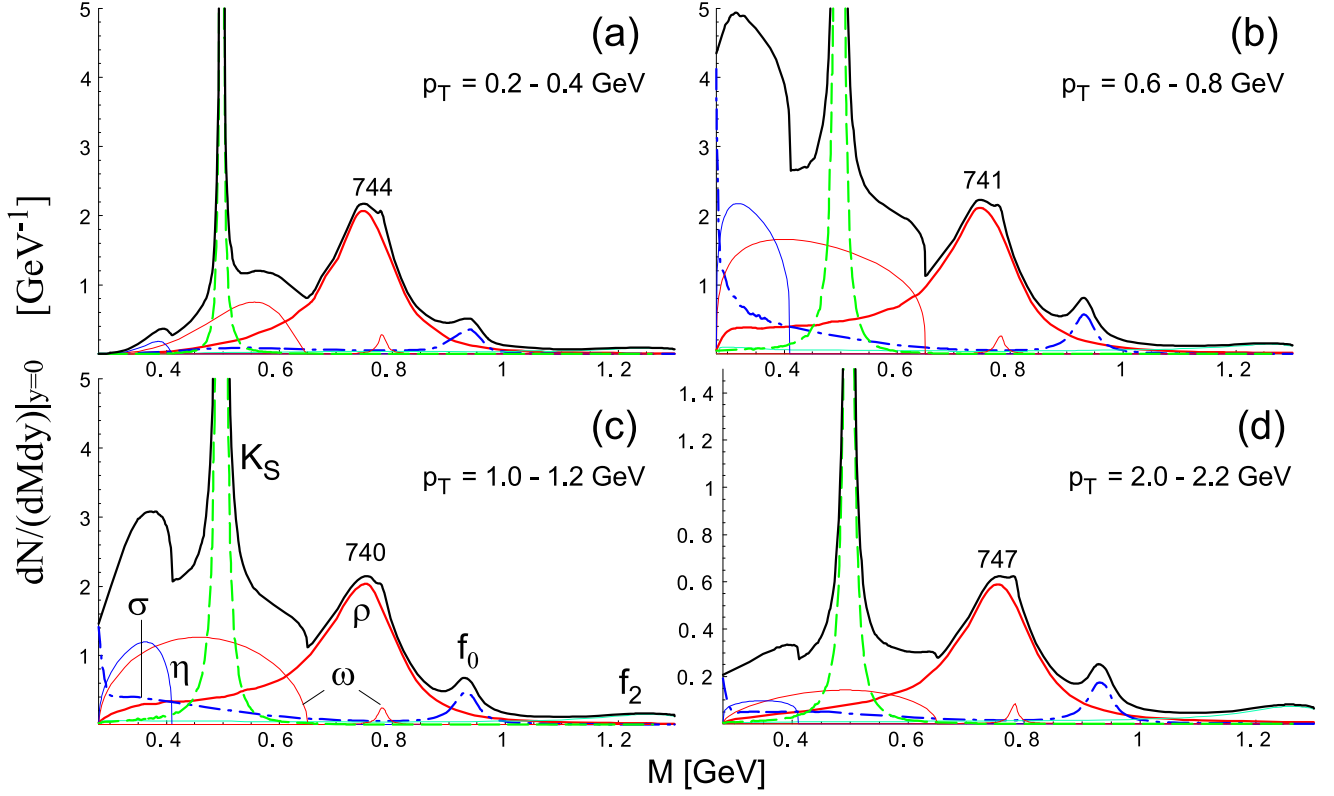


FIG. 3: The invariant $\pi^+\pi^-$ mass spectra in the single-freeze-out model for four sample bins in the transverse momentum of the pair, p_T , plotted as a function of M . The contribution of various resonances are labeled in Fig. (c), with $\pi^+\pi^-$ indicating the joint contribution of $\pi^+\pi^-$ and $\pi^0\pi^0$. The kinematic cuts of the STAR experiment are incorporated. The labels at the peak indicate its position in MeV, lowered as compared to the vacuum value due to thermal effects.

VI. KINEMATIC CUTS

The next important effect is related to the experimental cuts and traditionally has been the domain of experimentalists. However, in the present application the inclusion of all relevant kinematic cuts of the STAR analysis [3, 4, 31] can be included straightforwardly. Needless to say that the proper inclusion of kinematic constraints is frequently crucial when comparing theoretical models to the data.

For two-body decays, the relevant formula for the number of pairs of particles 1 and 2, derived in App. B, has the form

$$\frac{dN_{12}}{dM} = \frac{d_{12} b_m}{dM} \int_{p_1^{\text{low}}}^{p_1^{\text{high}}} dp_1^2 \int_{y_1^{\text{low}}}^{y_1^{\text{high}}} dy_1 \int_{p_2^{\text{low}}}^{p_2^{\text{high}}} dp_2^2 \int_{y_2^{\text{low}}}^{y_2^{\text{high}}} dy_2 \quad (13)$$

$$C_2^0 C_1 C_2 \frac{(1 - \cos^2 \theta_0)}{j \sin \theta_0 j} S(p^2);$$

with all quantities defined in App. B.

For the case of three-body decays we have

$$\frac{dN_{12}}{dM} = b \int_0^1 \int_{p^2}^{p^2} dp^2 \int_1^1 dy \frac{dN_{12}(p^2; y)}{dM} S(p^2); \quad (14)$$

where b is the branching ratio and $dN_{12}(p^2; y)/dM$ has been evaluated in App. C, with full inclusion of all cuts relevant in the STAR experiment.

The cuts in the STAR analysis of the $\pi^+\pi^-$ invariant-mass spectra have the following form [3, 4, 31]:

$$\begin{aligned} & y_j \in [-1, 1]; \\ & j \in \{0, 8\}; \\ & 0.2 \text{ GeV} \leq p^2 \leq 2.2 \text{ GeV}; \end{aligned} \quad (15)$$

while the bins in $p_T = p^2 + p^2_j$ start from the range $0.2 - 0.4 \text{ GeV}$, and step up by 0.2 GeV until the range $2.2 - 2.4 \text{ GeV}$. These conditions are implemented in the calculation shown below.

VII. DECAYS OF HIGHER RESONANCES

An important ingredient and, in fact, the key to the success of the thermal models in both reproducing the particle ratios and the transverse momentum spectra [14, 15, 16, 28], is the inclusion of resonances. Although the thermal distribution suppresses the high-mass particles, their abundance grows exponentially according to the Hagedorn hypothesis [44, 45, 46, 47], and in practice one needs to go very high up in the mass of the resonances in order to obtain stable results [49]. We include all resonances from the Particle Data Tables [43]. The high-lying resonances decay in cascades, eventually producing stable particles.

The resonances considered in this paper, in particular the ρ , also acquire substantial contributions from the higher resonances, e.g., $\rho(1450)$, or $(1020)\rho$. Such effects, entering at the level of a few tens of %, are difficult to account for accurately in our formalism. This is due to the dynamics characterized by the parameters that are not well known. For instance, the decay of ρ may proceed through the $\rho\pi$ channel, as well as directly into the uncorrelated three-pion state, $\pi^+\pi^-\pi^0$, which forms a smooth background around the ρ peak. In other words, the feeding of the ρ from the higher resonance need not reproduce the shape of the ρ peak from Fig. 1, and the resulting dependence on M may be altered to some extent. This is important but, due to experimental uncertainties, not easy issue is left for later studies. At the moment we take the simplest way, and assume that the shape of the spectral line in Fig. 1 is not altered. This amounts to including a multiplicative factor, d , for each considered resonance. These factors are obtained from the thermal model as discussed in Ref. [16, 28]. The thermal parameters for the full RHIC energy of $\sqrt{s_{NN}} = 200$ GeV are [50]

$$\begin{aligned} T &= 165.6 \text{ MeV}; \\ B &= 28.5 \text{ MeV}; \\ s &= 6.9 \text{ MeV}; \\ I &= 0.9 \text{ MeV}. \end{aligned} \quad (16)$$

The calculation leads to the following enhancement factors coming from the decays of higher resonances: $d_{K_S} = 1.98$, $d_\pi = 1.74$, $d_\eta = 1.13$, $d_\omega = 1.42$, $d_\rho = 1.43$, $d_{f_0} = 1.08$, $d_{f_2} = 1.01$, and $d_{f_4} = 1.28$. Thus, the effect is strongest for light particles, K_S , π , η , and ρ , while it is weaker for the heavier f_0 and scalar mesons.

VIII. RESULTS OF THE SINGLE-FREEZE-OUT MODEL

We may finally come to presenting the results of the calculation in the framework of the single-freeze-out model. The calculation includes the kinematic cuts described in App. B and C, and the enhancement factors from the higher resonances, d_i , described in Sec. VII.

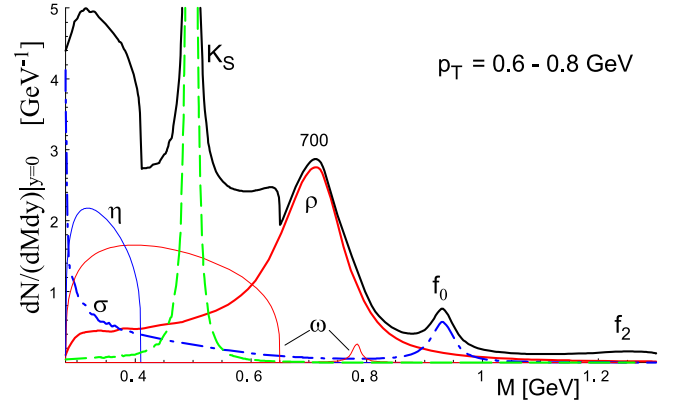


FIG. 4: Same as Fig. 3(c) with the ρ meson scaled down by 9%. Now the peak of the ρ has moved to the preliminary value observed in the STAR experiment [3, 4].

The expansion parameters are taken to be $r = 5$ fm and $r_{max} = 4.2$ fm, which according to the fits of the p_T spectra, corresponds to the centrality 40–80% [50]. In Fig. 3 we show the results obtained with the help of Eqs. (13,14) with the STAR kinematic cuts (15), for four sample bins in the transverse momentum of the pair, p_T , with the lowest p_T in Fig. 3(a) and highest in Fig. 3(d). The contributions of various resonances are clearly visible. We note that the shape of the spectrum changes with the assumed p_T bin. For both the lowest and the highest p_T the low- M region is suppressed, while at intermediate p_T the spectrum has large contributions at low M . In our calculation the relative contributions from various resonances is fixed, as given by the model. Also, the relative normalization between Figs. (a-d) is preserved. The labels at the ρ peak indicate its position in MeV. We observe that it is lowered compared to the vacuum value, due to the thermal effects, and assumes values between 740 and 747 MeV. This fall is not as large as that observed in the preliminary STAR data [3, 4], where the position of the peak resulting from fitting the data is much lower, about 700 MeV. Our single-freeze-out model with the vacuum ρ meson is not capable of producing this result.

This is perhaps the most important outcome of our analysis: both the naive thermal approach, cf. Fig. 2, and the full-edged single-freeze-out model with expansion and kinematic cuts, are unable to reproduce the (preliminary) STAR data if the vacuum value of the $I = 1$ phase shift (3) is used. This confirms the earlier conclusions of Shuryak and Brown [12] and Rapp [13]. The model with the vacuum ρ can bring the peak down to 740 MeV, calling for about additional 40 MeV from other effects, such as the medium modifications.

In order to show how the medium modifications will show up in the $\pi^+\pi^-$ spectrum, we have scaled the phase shift in the ρ channel, according to the simple law

$$\frac{1}{M}(\rho)_{scaled} = \frac{1}{M}(\rho)_{vacuum}; \quad (17)$$

where s is the scale factor. We use $s = 0.91$, which places the peak at 700 MeV. The result of this calculation is shown in Fig. 4. Now, with the lowered position, the calculation looks very similar to the preliminary data of Ref. [3, 4]. With the peak moved to the left the dip between the Λ and K_S peaks is largely reduced, as seen in the preliminary data. Also, the background on the left side of the K_S peak, coming from other resonances, is, for the considered p_T bin, significantly higher than the height of the Λ peak.

We also remark that the shape of the curves obtained in the single-freeze-out model for intermediate values of p_T is closer to the naive thermal model calculation of Fig. 2 with $T_{\text{therm}} = 110$ MeV rather than $T_{\text{therm}} = 165$ MeV. This is reminiscent of the "cooling" effect of the resonance decays, cf. Ref. [28]. Indeed, the enhancement factors d_i , higher for low mass M and lower for high mass M , connected with the feeding of the resonances by even higher excited states, lead to the modification of the spectral line such that it resembles a lower temperature spectrum obtained without the resonance feeding.

IX. RATIOS OF THE RESONANCE YIELDS

In this and the next Section we present the results of the single-freeze-out model for the ratios of the resonance yields and the resonance transverse-momentum spectra. In our analysis we shall consider two cases: in the first (standard) case we assume that the masses of hadrons are not changed by the in-medium effects, whereas in the second case we assume that the mass of the Λ meson at freeze-out is smaller than its vacuum mass. Inspired by the preliminary STAR results [3, 4], we shall use for this purpose a rather low value of $m_\Lambda = 700$ MeV. In these two cases the values of the thermodynamic parameters are determined from the experimental ratios of the yields of stable hadrons (those listed in Table 1 of Ref. [50]). This gives $T = 165^{+4.5}_{-4.5}$ MeV and $\mu_B = 28.5^{+3.7}_{-3.7}$ MeV for the standard case [50], and $T = 167^{+4.6}_{-4.6}$ MeV and $\mu_B = 28.9^{+3.8}_{-3.8}$ MeV for the case with the modified mass of the Λ meson. The reason for not including the ratios of the resonance yields as the input in our approach is twofold: firstly, the data describing the production of the resonances are preliminary; secondly, there are no measurements of the resonance spectra in the central events. For example, the data on Λ^0 production were collected for the centrality class 40-80%.

We take into consideration the modification of the mass of the Λ meson only, since at the moment there are no experimental hints concerning the behaviour of the masses of other resonances (except for the mass of $K^*(892)^0$ which is not changed). In Ref. [48] we studied the effect of the in-medium mass and width modifications on the outcome of the thermal analysis in the situation where a common scaling of baryon and meson masses with the temperature or the density was assumed (only

the masses of the pseudo-Goldstone bosons were kept constant). The results of Ref. [48] showed that moderate modification particle masses are admissible. A satisfactory description of the ratios of hadron abundances measured at CERN SPS may be obtained in a thermal approach with the modified masses of hadronic resonances, however, the changes of the masses affect the values of the optimum thermodynamic parameters. Similar results were obtained from the analysis of the first RHIC data [49]. The effects of the in-medium mass and width modifications on the outcome of the thermal analysis were also studied in Refs. [51, 52, 53, 54, 55].

Our predictions for the ratios of the resonance yields are presented in Table 1. The most interesting are the results for the Λ^0/Λ ratio which is 0.11 for the case without the in-medium modifications and 0.14 for the case with the modified rho mass. The first value is in a good agreement with a theoretical number presented recently by Rapp [13]. We can see that the effect of the dropping Λ meson mass helps us to get closer to the preliminary experimental result of 0.18, however the theoretical and the experimental values still differ by more than one standard deviation. Our model value for the ratio $f_0(982)/\Lambda$ is a factor of four smaller than central value of the preliminary experimental result. On the other hand, our results for $K^*(892)/K$ and $(1520)/\Lambda$ are larger than the preliminary experimental values, whereas the $\Lambda^0/K^*(892)$ ratio agrees rather well with the experiment (cf. Table 1).

A comparison of the theoretical and experimental results for the ratios involving resonances is interesting from the point of view of the discussion on the decoupling temperature, T_{therm} , i.e., the temperature characterizing the thermal freeze-out. If T_{therm} is significantly smaller than T_{chem} one expects [56, 57, 58] that the measured ratios such as K^*/K or Λ^0/Λ are smaller than the values determined at the chemical freeze-out. This behavior is due to the readjustment of the resonance abundances (formed in elastic collisions) to the decreasing temperature on the path the system follows from T_{chem} down to T_{therm} . Our results shown in Table 1 indicate that certain experimental ratios are indeed smaller (such as $K^*(892)/K$ or $(1520)/\Lambda$ for central collisions), whereas some are larger (Λ^0/Λ and $f_0(982)/\Lambda$). Consequently, from the comparison of the theoretical and experimental ratios, at the moment, it is hard to draw a definite conclusion about the difference between the two freeze-outs. The study gets even more involved in view of possible in-medium modifications of the masses, which affect the ratios and may complicate the overall thermodynamic picture.

X. TRANSVERSE-MOMENTUM SPECTRA

In this Section we present the single-freeze-out model results for the transverse-momentum spectra of various hadronic resonances. The method of the calculation is the same as that used in the calculation of the spectra of

	M odel $m = 770 \text{ MeV}$	M odel $m = 700 \text{ MeV}$	Experi ment
$T \text{ [MeV]}$	$T = 165.6 \pm 4.5$	$T = 167.6 \pm 4.6$	
$T_B \text{ [MeV]}$	$T_B = 28.5 \pm 3.7$	$T_B = 28.9 \pm 3.8$	
π^0	0.120 ± 0.001	0.112 ± 0.001	
π^0	0.114 ± 0.002	0.135 ± 0.001	0.178 ± 0.027 [4] (40-80%)
η	0.108 ± 0.002	0.102 ± 0.002	
$K^*(892) \rightarrow \pi^0 \pi^0$	0.057 ± 0.002	0.054 ± 0.002	
π^0	0.025 ± 0.001	0.024 ± 0.001	
π^0	0.0121 ± 0.0004	0.0115 ± 0.0003	
$f_0(980) \rightarrow \pi^0 \pi^0$	0.0102 ± 0.0003	0.0097 ± 0.0003	0.042 ± 0.021 [4] (40-80%)
$K^*(892) \rightarrow K \pi$	0.33 ± 0.01	0.33 ± 0.01	0.205 ± 0.033 [4] (0-10%) 0.219 ± 0.040 [4] (10-30%) 0.255 ± 0.046 [4] (30-50%) 0.269 ± 0.047 [4] (50-80%)
$\pi^0 K^*(892)$	0.446 ± 0.003	0.448 ± 0.002	0.595 ± 0.123 [4] (0-10%) 0.633 ± 0.138 [4] (10-30%) 0.584 ± 0.132 [4] (30-50%) 0.528 ± 0.106 [4] (50-80%)
$\eta(1520) \rightarrow \pi^0 \pi^0$	0.061 ± 0.002	0.062 ± 0.002	0.022 ± 0.010 [7] (0-7%) 0.025 ± 0.021 [7] (40-60%) 0.062 ± 0.027 [7] (60-80%)
$\eta(1385) \rightarrow \pi^0 \pi^0$	0.484 ± 0.004	0.485 ± 0.004	

TABLE I: Predictions of the thermal model for the ratios of hadronic resonances measured at RHIC at $\sqrt{s_{NN}} = 200 \text{ GeV}$. In the two model calculations, the two different effective masses of the meson have been assumed. In the first case (second column) $m = 770 \text{ MeV}$, whereas in the second case (third column) $m = 700 \text{ MeV}$. The two thermodynamic parameters have been fitted only to the ratios of stable hadrons. In the first case they are the same as those discussed in Sec. 2. The preliminary experimental data are taken from [4, 7]. Both the experimental and the theoretical pion yields are corrected for the weak decays.

stable hadrons [14, 15, 16]. In particular, the feeding of the resonance states from all known higher excited states is included, which leads to the enhancement of the resonance production characterized by the factors d_i . As usual, the two thermodynamic parameters and the two geometric parameters (fitted separately for different centrality windows) are taken from Ref. [50]. Knowing the centrality dependence of π^0 and π^0 we may analyze the resonance production at different centralities and compare it to the existing data (note that the data on π^0 production are collected only for rather peripheral collisions corresponding to the centrality window 40-80%).

In Fig. 5 we show our results for the transverse-momentum spectra of π^0 and $f_0(980)$, and compare them to the preliminary data obtained by the STAR Collaboration [4]. The expansion parameters are $\tau = 5 \text{ fm}$ and $m_{ax} = 4.2 \text{ fm}$, which corresponds to the centrality of 40-80% [50]. In the presented calculation the vacuum value of the phase shift has been used. We have checked that the scaled phase shift gives very similar results, and the small change of the thermodynamic parameters due to the drop of the rho mass affects the spectrum very little. The results shown in Fig. 5 indicate that our model

can quite well reproduce the experimental spectrum of the rho meson and the slope of the $f_0(980)$ spectrum. We find, however, the discrepancy in the normalization between the model and the preliminary experimental data for the $f_0(980)$ spectrum, which reflects the result of Table 1. In Fig. 6 we show our predictions for the spectra of $\eta(1520)$ and $\eta(1385)$. Since $\eta(1520)$ is currently measured in the central collisions [7], in this case we used the values of the geometric parameters corresponding to the most central collisions, namely $\tau = 8.7 \text{ fm}$ and $m_{ax} = 7.2 \text{ fm}$, which corresponds to centrality of 0-20% [50]. In Fig. 6 we also show the spectrum of $\eta(1385)$ which might be measured by STAR in the near future [5]. In Fig. 7 we compare our predictions for the spectrum of $K^*(892)$ to the preliminary experimental results [1]. To complete our discussion, we also show our predictions for other resonances for the most-central case, namely ρ , η , η' , ω , and π^0 and f_0 .

feeding from the higher states than the high-mass resonances. This would be equivalent to taking a lower temperature in a naive calculation without the resonance decays. Such effects, seen initially in the shape of the transverse-momentum spectra, are therefore also seen in the invariant mass \sqrt{s} distributions.

The experimental information on the resonance production is crucial for our understanding of the freeze-out process. In particular, it may be used to distinguish between the scenario with the two freeze-outs, separate for the elastic and inelastic processes, and the scenario with a single freeze-out. For example, in the scenario with the two distinct freeze-outs the ratios involving the resonance yield in the numerator and the stable-hadron yield in the denominator (e.g., $\frac{K^*}{K}$, or $\frac{(1520)}{\pi}$) should be smaller than the analogous ratio calculated at the chemical freeze-out. By comparing the preliminary STAR data to the predictions of the thermalmodel we have pointed out that certain ratios of this type are indeed somewhat smaller, while other are larger. Consequently, at the present time one cannot exclude which approximation, the one with two or the one with one freeze-out, is more appropriate in the thermal approach. More accurate data would be highly desired in that regard.

Acknowledgments

We are grateful to Patricia Fachini for valuable discussions and technical information on the kinematic cuts in the STAR experiment. We are also grateful to Christell Roy and Ludovic Gaudichet for explanations concerning the (1520) production. WB acknowledges the support of Fundacao para Ciencia e Tecnologia, grant PRAXIS XXI/BCC/429/94. WB's and WF's research was partially supported by the Polish State Committee for Scientific Research grant 2 P 03B 09419. BH acknowledges the support of Fundacao para Ciencia e Tecnologia, grant POCTI/35304/2000.

APPENDIX A: PARAMETERS FOR THE PHASE SHIFTS

The following parameterization is used for the phase shifts of Eq. (3) [27] (all in units of $m_\pi = 139.57$ MeV):

$$\begin{aligned} A_0^0 &= 0.220; A_1^1 = 0.379 \cdot 10^1; A_0^2 = 0.444 \cdot 10^1; \\ B_0^0 &= 0.268; B_1^1 = 0.140 \cdot 10^4; B_0^2 = 0.857 \cdot 10^1; \\ C_0^0 &= 0.0139; C_1^1 = 0.673 \cdot 10^4; C_0^2 = 0.00221; \\ D_0^0 &= 0.00139; D_1^1 = 0.163 \cdot 10^7; D_0^2 = 0.129 \cdot 10^3; \\ s_0^0 &= 36.77; s_1^1 = 30.72; s_0^2 = 21.62; \end{aligned} \quad (A1)$$

APPENDIX B: KINEMATIC CUTS FOR TWO-BODY DECAYS

Let the unlabeled quantities refer to the decaying resonance, and labels 1 and 2 to the decay products. The number of pairs coming from the decays of the resonance formed on the freeze-out hypersurface is [16, 61]

$$N_{12} = \int \frac{d^3p_1}{E_1} C_1 \int \frac{d^3p}{E} C C_2 B(p; p_1) S(p); \quad (B1)$$

where the symbols C , C_1 , and C_2 denote kinematic cuts, and the source function of the decaying resonance is obtained from the Cooper-Frye formula [59, 60],

$$S(p) = \int d^4x p^\mu f[p_\mu(x)]; \quad (B2)$$

The quantity f is the thermal distribution of the particle decaying at the hypersurface, with the collective flow described by the four-velocity u . We pass to rapidity and transverse-momentum variables in the laboratory frame, and have explicitly

$$\begin{aligned} B(p; p_1) &= \frac{b}{4 p_1} \frac{p^\perp p^\perp}{m} E_1 \\ &= \frac{b}{4 p_1} \frac{m^2 m_1^2 \cosh(y - y_1) p^\perp p_1^\perp \cos \theta}{m} E_1; \end{aligned} \quad (B3)$$

where p_1 and E_1 denote the momentum and energy of particle 1 in the rest frame of the decaying resonance, θ is the angle between p^\perp and p_1^\perp in the laboratory frame, and b is the branching ratio for the considered decay channel.

In general, for the considered cylindrical symmetry, we have

$$\begin{aligned} C &= (p_{low}^2 p^2 p_{high}^2) (y_{low} - y - y_{high}); \\ C_i &= (p_{i,low}^2 p_i^2 p_{i,high}^2) (y_{i,low} - y - y_{i,high}); \end{aligned} \quad (B4)$$

with $i = 1, 2$ and $(a - x - b) = 1$ if the condition is satisfied, and 0 otherwise. Due to momentum conservation we should use in (B4)

$$\begin{aligned} p_2^2 &= (p^\perp)^2 + p_1^2 - 2p^\perp p_1^\perp \cos \theta \\ y_2 &= \sinh^{-1} \frac{m^2 \sinh y - m_1^2 \sinh y_1}{m}; \end{aligned} \quad (B5)$$

Next, we perform the integration over θ in Eq. (B1, B3). The function gives the condition $\cos \theta = \cos \theta_0$, with

$$\cos \theta_0 = \frac{m^2 m_1^2 \cosh(y - y_1) - m E_1}{p^\perp p_1^\perp}; \quad (B6)$$

which takes effect only if $1 - \cos \theta_0 \leq 1$. A factor of 2 follows from the two solutions of $\theta = \arccos(\cos \theta_0)$ for $\theta \in [0; 2\pi]$. The final result is

$$\begin{aligned} N_{12} &= \frac{4\pi}{P_1} \int_{p_{1,low}^2}^{p_{1,high}^2} dp_1^2 \int_{y_{1,low}}^{y_{1,high}} dy_1 \int_{p_{low}^2}^{p_{high}^2} dp^2 \int_{y_{low}}^{y_{high}} dy \\ &C_2^0 \frac{(1 - \cos \theta_0)}{\sin \theta_0} S(p^\perp); \end{aligned} \quad (B7)$$

where we have introduced

$$C_2^0 = C_2 \cos \theta_0 = \cos \theta_0; \quad (\text{B } 8)$$

with the substitution (B 5) understood.

The experimental cuts frequently involve cuts on pseudo-rapidity of particles. This amounts to adding extra conditions of the form

$$\frac{1}{2} \log \left(\frac{p_i^2 + m_i^2 \sinh^2 y_i + m_i^2 \sinh^2 y_{iA}}{p_i^2 + m_i^2 \sinh^2 y_i - m_i^2 \sinh^2 y_i} \right) \Big|_{\text{low}_i}^{\text{high}_i}; \quad (\text{B } 9)$$

which may be implemented in Eq. (B 7) in the form of functions, denoted by C_i .

The above formulas have been written for a sharp resonance. For a wide resonance, according to Eq. (1), the generalization assumes the form (13).

APPENDIX C: KINEMATIC CUTS FOR THREE-BODY DECAYS

The three-body decay is usually considered in the rest frame of the resonance of mass M . Here, since the cuts are defined in the laboratory frame, we need to consider the kinematics in this frame. The phase-space integral for the decay of particle of mass m and momentum p into products 1, 2, and 3 is proportional to

$$\int \frac{d^3 p_1}{E_1} \frac{d^3 p_2}{E_2} \frac{d^3 p_3}{E_3} C(E, E_1, E_2, E_3) \quad (\text{C } 1)$$

$$^{(3)}(p, p_1, p_2, p_3);$$

where we have introduced $E = \sqrt{m^2 + p^2}$, etc, and C denotes a generic cut in the kinematic variables, to be specified later. For simplicity we assume that M can be approximated by a constant, i.e. only the phase-space effect is included. This condition can be relaxed at no difficulty, if needed. We are interested in the invariant-mass distribution of particles 1 and 2, hence we introduce the $M^2 = (E_1 + E_2)^2 - (p_1 + p_2)^2$ function in Eq. (C 1) and obtain the expression for the probability of emitting a pair of invariant mass M from a particle moving with momentum p :

$$\frac{dN_{12}(p)}{dM} = a \int \frac{d^3 p_1}{E_1} \frac{d^3 p_2}{E_2} \frac{d^3 p_3}{E_3} C(E, E_1, E_2, E_3) \quad (\text{C } 2)$$

$$^{(3)}(p, p_1, p_2, p_3);$$

where a is a normalization constant. First, we trivially carry the integration over p_3 through the use of the last in Eq. (C 2). Next, we pass to the rapidity and transverse-momentum variables, and carry the integration over the

angle between momenta p_1^z and p_2^z , denoted as θ_0 . This yields

$$\frac{dN_{12}(p^z; y)}{dM} = 2a \int_{-Z}^Z \int_{-Z}^Z p_1^z dp_1^z dy_1 \int_{-Z}^Z p_2^z dp_2^z dy_2 C \quad (\text{C } 3)$$

$$\frac{1}{A p_1^2 p_2^2 \sin \theta_0} (A - E_3);$$

where θ_0 is the angle between p^z and p_1^z ,

$$\cos \theta_0 = \frac{M^2 + m_1^2 + m_2^2 + 2m_1^2 m_2^2 \cosh(y_1 - y_2)}{2p_1^2 p_2^2}; \quad (\text{C } 4)$$

and the sum over results from the two solutions for θ_0 , i.e. $\sin \theta_0 = \frac{p}{1 + \cos^2 \theta_0}$. Next,

$$A = m^2 \cosh y - m_1^2 \cosh y_1 - m_2^2 \cosh y_2; \quad (\text{C } 5)$$

and, finally,

$$E_3 = B - 2p^2 p_1^2 \cos \theta_0 \quad (\text{C } 6)$$

$$2p^2 p_2^2 \cos(\theta_0) + 2p_1^2 p_2^2 \cos \theta_0^{1=2};$$

with

$$B = m^2 + (m^2 \sinh y - m_1^2 \sinh y_1 - m_2^2 \sinh y_2)^2 + p^2 + p_1^2 + p_2^2; \quad (\text{C } 7)$$

We need still to carry the integration over the angle θ_0 . We square the expression under the function in Eq. (C 3), obtaining

$$A^2 = B^2 - 2p^2 p_1^2 \cos \theta_0 \quad (\text{C } 8)$$

$$2p^2 p_2^2 (\cos \theta_0 \cos \theta_0 - \sin \theta_0 \sin \theta_0) + 2p_1^2 p_2^2 \cos \theta_0;$$

The squaring imposes the condition

$$A \geq 0; \quad (\text{C } 9)$$

This equation can be solved straightforwardly by introducing $t = \tan(\theta_0/2)$,

$$\cos \theta_0 = \frac{1 - t^2}{1 + t^2};$$

$$\sin \theta_0 = \frac{2t}{1 + t^2}; \quad (\text{C } 10)$$

and the notation

$$G = \frac{A^2 + B + 2 \cos \theta_0 p_1^2 p_2^2}{p^2 p_2^2};$$

$$H = \cos \theta_0 + \frac{p_1^2}{p_2^2}; \quad (\text{C } 11)$$

Now Eq. (C 6) acquires the simple quadratic form

$$(1 + t^2)G = 2t \frac{p}{1 - \cos^2 \theta_0} + (1 - t^2)H; \quad (\text{C } 12)$$

with the solutions

$$t_0(\theta; \theta^0) = \frac{\tan(\theta_0(\theta; \theta^0)=2)}{p \frac{1}{1 - \cos^2 \theta_0} + \sigma^p \frac{H^2 - G^2 + \sin^2 \theta_0}{H^2 - G^2 + \sin^2 \theta_0}}; \quad (C13)$$

with $\theta^0 = 1$. The solutions make sense under the condition

$$H^2 - G^2 + \sin^2 \theta_0 \geq 0; \quad (C14)$$

From the derivative of the delta function we obtain the factor

$$\frac{A}{p^2 p_2^2 \mathcal{H}(\sin \theta_0(\theta; \theta^0)) \sin \theta_0 \cos \theta_0(\theta; \theta^0)}; \quad (C15)$$

It is easy to check that this factor is independent of θ and θ^0 . Thus, to the extent that the cut function C does not involve azimuthal angles, we may use one combination of these signs and put a factor of four. The final result is

$$\frac{dN_{12}(p^2; y)}{dM} = 8 \int_a^Z \int_{p_1^2}^Z dp_1^2 dy_1 \int_{p_2^2}^Z dp_2^2 dy_2 C \quad (A) \quad (H^2 - G^2 + \sin^2 \theta_0) \quad (C16)$$

$$\frac{M}{j \sin \theta_0 j p^2 p_2^2 \mathcal{H}(\sin \theta_0) \sin \theta_0 \cos \theta_0};$$

where θ_0 is any of the angles (C13), and all the necessary substitutions are understood. The normalization constant a can be obtained from the condition

$$\int dM \frac{dN_{12}(p^2; y)}{dM} = 1; \quad (C17)$$

with no cuts present, i.e. with the cut function set to unity, $C = 1$.

The form of the cut function C involves the ranges in the integration variables p_1^2, y_1, p_2^2, y_2 , the cuts on the pseudo-rapidity of particles 1 and 2, as well as cuts on the rapidity and the transverse momentum of the pair of particles 1 and 2 [31]. These cuts assume a simple form of products of the θ functions. Then, Monte Carlo methods are appropriate to compute Eq. (C16).

-
- [1] P. Fachini, STAR Collaboration, J. Phys. G 28, 1599 (2002).
 - [2] C. Adler et al, STAR Collaboration, Phys. Rev. C 66, 061901 (2002).
 - [3] P. Fachini, STAR Collaboration, Nucl. Phys. A 715, 462c (2003).
 - [4] P. Fachini, STAR Collaboration, nucl-ex/0305034 and private communication.
 - [5] C. Roy, nucl-ex/0303004.
 - [6] C. Markert, Proceedings of the 19th Winter Workshop on Nuclear Dynamics, Breckenridge, Colorado (USA) (2003).
 - [7] L. Gaudichet, Proceedings of the 7th International on Strangeness in Quark Matter, North California (USA) (2003), and private communication.
 - [8] G. Brown and M. Rho, Phys. Rev. Lett. 66, 2720 (1991).
 - [9] T. Hatsuda and S. H. Lee, Phys. Rev. C 46, R34 (1993).
 - [10] CERES Collaboration, G. Agakichiev et al, Phys. Rev. Lett. 75 (1995) 1272.
 - [11] HELIOS/3 Collaboration, M. Mase et al, Nucl. Phys. A A 590 (1995) 93c.
 - [12] E. V. Shuryak and G. E. Brown, Nucl. Phys. A 717, 322 (2003).
 - [13] R. Rapp, hep-ph/0305011.
 - [14] W. Broniowski and W. Florkowski, Phys. Rev. Lett. 87, 272302 (2001).
 - [15] W. Broniowski and W. Florkowski, Phys. Rev. C 65, 064905 (2002).
 - [16] W. Broniowski, A. Baran, and W. Florkowski, Acta. Phys. Pol. B 33, 4235 (2002).
 - [17] R. Dashen, S. Ma, and H. J. Bernstein, Phys. Rev. 187, 345 (1969).
 - [18] R. F. Dashen and R. Rajaraman, Phys. Rev. D 10, 694 (1974); R. F. Dashen and R. Rajaraman, Phys. Rev. D 10, 708 (1974).
 - [19] W. W. einhold, Zur Thermodynamik des Pion-Nukleon-System, Diplomarbeit, TH Darmstadt, Sept. 1995.
 - [20] W. W. einhold, B. L. Friman, and W. Norenberg, Acta Phys. Pol. B 27, 3249 (1996).
 - [21] W. W. einhold, B. L. Friman, and W. Norenberg, Thermodynamics with resonance states, GSI report 96-1, p. 67.
 - [22] W. W. einhold, B. L. Friman, and W. Norenberg, Phys. Lett. B 433, 236 (1998).
 - [23] W. W. einhold, Thermodynamik mit Resonanzzustanden, Dissertation, TU Darmstadt, 1998.
 - [24] K. G. Denisenko and St. Mrowczynski, Phys. Rev. C 35, 1932 (1987).
 - [25] A. B. Larionov, W. Cassing, M. E. Enderberger, and U. Mosel, Eur. Phys. J. A 7, 507 (2000).
 - [26] J. R. Pelaez, Phys. Rev. D 66, 096007 (2002).
 - [27] G. Colangelo, J. Gasser, and H. Leutwyler, Nucl. Phys. B 603, 125 (2001).
 - [28] W. Florkowski, W. Broniowski, and M. Michalec, Acta Phys. Pol. B 33, 761 (2002).
 - [29] P. Braun-Munzinger, D. Magesstro, K. Redlich, and J. Stachel, Phys. Lett. B 518, 41 (2001).
 - [30] P. Braun-Munzinger, K. Redlich, and J. Stachel, nucl-th/0304013.
 - [31] P. Fachini, private communication.
 - [32] J. D. Bjorken, Phys. Rev. D 27, 140 (1983).
 - [33] G. Baym, B. Friman, J.-P. Blaizot, M. Soyeur, and

- W. Czyz, Nucl. Phys. A 407, 541 (1983).
- [34] P. M. Ilyutin and N. N. Nikolaev, Heavy Ion Phys 8, 333 (1998); V. Fortov, P. M. Ilyutin, and N. N. Nikolaev, JETP Lett. 68, 191 (1998).
- [35] P. J. Siemens and J. Rasmussen, Phys. Rev. Lett. 42, 880 (1979); P. J. Siemens and J. I. Kapusta, Phys. Rev. Lett. 43, 1486 (1979).
- [36] E. Schnedermann, J. Sollfrank, and U. Heinz, Phys. Rev. C 48, 2462 (1993).
- [37] T. C. Sørø and B. Lørstad, Phys. Rev. C 54, 1390 (1996).
- [38] T. C. Sørø, Heavy Ion Phys. 15, 1 (2002).
- [39] D. H. Rischke and M. Gyulassy, Nucl. Phys. A 697, 701 (1996); Nucl. Phys. A 608, 479 (1996).
- [40] R. Scheibl and U. Heinz, Phys. Rev. C 59, 1585 (1999).
- [41] T. C. Sørø, F. Grassi, Y. Hamada, and T. Kodama, nucl-th/0305059.
- [42] D. Ouerdane, BRAHMS Collaboration, Nucl. Phys. A 715, 478c (2003); I. G. Bearden et al., BRAHMS Collaboration, Phys. Rev. Lett. 90, 102301 (2003).
- [43] Particle Data Group, Eur. Phys. J. C 15 (2000) 1.
- [44] R. Hagedorn, Suppl. Nuovo Cim. 3, 147 (1965); preprint CERN 71-12 (1971), preprint CERN-TH.7190/94 (1994) and references therein.
- [45] W. Broniowski and W. Florkowski, Phys. Lett. B 490, 223 (2000).
- [46] W. Broniowski, in Proc. of Few-Quark Problems, Bled, Slovenia, July 8-15, 2000, eds. B. Golli, M. Rosina, and S. Sirca, p. 14, hep-ph/0008112.
- [47] A. Tounsi, J. Letessier, and J. Rafelski, contribution to the NATO Advanced Study Workshop on Hot Hadronic Matter: Theory and Experiment, Divonne-les-Bains, France, 27 Jun - 1 Jul 1994, p. 105.
- [48] M. Michalec, W. Florkowski and W. Broniowski, Phys. Lett. B 520, 213 (2001).
- [49] M. Michalec, PhD Thesis, nucl-th/0112044.
- [50] A. Baran, W. Broniowski, and W. Florkowski, nucl-th/0305075.
- [51] W. Florkowski and W. Broniowski, Phys. Lett. B 477, 73 (2000).
- [52] W. Florkowski and W. Broniowski, Proceedings of the International Workshop XXVIII on Gross Properties of Nuclei and Nuclear Excitations, Hirschegg, Austria, 2000, p. 275.
- [53] D. Zschesche, L. Gerland, S. Schramm, J. Schaner-Bielich, H. Stoecker, and W. Greiner, Nucl. Phys. A 681, 34 (2001).
- [54] D. Zschesche, S. Schramm, J. Schaner-Bielich, H. Stoecker, and W. Greiner, Phys. Lett. B 547, 7 (2002).
- [55] T. Renk, hep-ph/0210307.
- [56] G. Torrieri and J. Rafelski, J. Phys. G 28, 1911 (2002).
- [57] C. Markert, G. Torrieri, and J. Rafelski, Campos do Jordao 2002, New states of matter in hadronic interactions, 533, hep-ph/0206260.
- [58] U. Heinz, plenary talk at 16th International Conference on Particles and Nuclei (PANIC 02), Osaka, Japan, 30 Sep - 4 Oct 2002, nucl-th/0212004.
- [59] F. Cooper and G. Frye, Phys. Rev. D 10, 186 (1974).
- [60] F. Cooper, G. Frye, and E. Schonberg, Phys. Rev. D 11, 192 (1975).
- [61] J. Bolz, U. Omik, M. Plümer, B. R. Schlei, and R. M. Weiner, Phys. Rev. D 47, 3860 (1993).