

# The $\rho$ , $f_0(980)$ and $a_0(980)$ resonances in $J = \frac{1}{2}^-$ $NN$ meson meson decays in a chiral unitary approach

Chiangbing Li, E. Oset and M. J. Vicente Vacas

Departamento de Física Teórica and IFIC, Centro Mixto Universidad de Valencia-CSIC,  
Institutos de Investigación de Paterna, Apdo Correos 22085, 46071 Valencia, Spain

## Abstract

We study the four-body decays  $J = \frac{1}{2}^-$   $NN$  meson meson using a chiral unitary approach. The calculation of the  $J = \frac{1}{2}^-$   $NN$   $^+$  process properly reproduces the experimental data taking the  $n$ al state interaction (FSI) of mesons and the contribution of intermediate meson into account. The isoscalar resonances  $\rho$ ,  $f_0(980)$  and the isovector resonance  $a_0(980)$  are generated through the FSI of the mesons in the channels  $J = \frac{1}{2}^-$   $NN$   $^0$   $^0$  and  $J = \frac{1}{2}^-$   $NN$   $^0$ , respectively. We also calculate the two mesons invariant mass distribution and the partial decay width of  $J = \frac{1}{2}^-$   $NN$   $K^+K$  and  $J = \frac{1}{2}^-$   $NN$   $K^0K^0$ , on which there is still no experimental data available.

In past decades there have been many efforts in understanding the nature of hadronic interactions. Such efforts follow basically two strategies. One of them attributes the hadronic interactions to the quark-gluon structure of the hadrons, the underlying theory of which is QCD. The other strategy, chiral perturbation theory (ChPT), deals directly with mesons and baryons at low energies. It incorporates the basic symmetries of QCD into the effective Lagrangian in powers of momentum of the hadrons with which one performs the standard field theoretical calculations for meson-meson [1] and meson-baryon [2] interaction at the lowest order. ChPT provides an elegant, systematic and technically simpler way to make predictions in hadronic processes at low energies where QCD becomes technically unworkable and has achieved many successes. The approach is known to provide a good description of meson interaction up to 400 MeV. The obvious drawback of ChPT is the range of its convergence at relatively higher energies. For instance, the lack of convergence occurs at the energies of around 500 MeV where the  $\rho$  meson appears. The plain ChPT can do little for the investigation of interesting resonances as they occur in meson spectroscopy.

Recently, a chiral unitary coupled channels approach, which makes use of the standard ChPT Lagrangian's together with a expansion of  $\text{Re } T^{-1}$  instead of the  $T$  matrix, has proved to be very successful in describing the meson-meson and meson-baryon interactions in all channels up to energies around 1.2 GeV in meson-meson and 1.6 GeV in meson-baryon interactions [3, 4, 5]. With the coupled channels Bethe-Salpeter equation, a technically simple calculation was done in [3] for the S-wave meson-meson scattering using the lowest order ChPT Lagrangian as the source of potential and a suitable cut-off of order of 1 GeV to regularize the loops. It was shown there that the effect of the second order Lagrangian can be appropriately incorporated and the resonances  $\rho$ ,  $f_0(980)$  and  $a_0(980)$  were properly generated as poles of S-wave amplitudes. Naturally, one would expect an application of this approach in investigations of the effects of final state interaction (FSI) of mesons in decay processes in order to get a better understanding of the nature of meson resonances. In this aspect the authors of [6] studied the FSI in radiative decays, getting a very distinct peak for the resonance  $f_0(980)$  in the invariant mass distribution of the  $\pi^0 \pi^0 \pi^0$  decay and a dominance of the  $a_0(980)$  for  $\pi^0 \pi^0 \pi^0$ .

In this work we investigate the four body decay of  $J = \frac{1}{2}^-$  into  $NN$ -meson-meson. Work on  $J = \frac{1}{2}^-$  decay with  $NN$  in the final state has already attracted some theoretical attention, albeit with one meson in the final state [7]. We treat the meson FSI with the techniques of the chiral unitary approach. The final meson pairs we consider here

are  $\pi^+ \pi^-$ ,  $\pi^0 \pi^0$ ,  $K^+ K^-$ ,  $K^0 \bar{K}^0$  and  $\eta$  which can be expected to produce meson resonances through FSI. The  $J = 1$  has a mass of 3.097 GeV, but in the decays studied here a large fraction of this energy is lost creating the  $N \bar{N}$  pair. The remaining energy for the pair of mesons falls well within the range of the energies where the chiral unitary approach can be successfully applied.

In Fig. 1 we present the diagrammatic description for the  $J = 1 \rightarrow N \bar{N} M \bar{M}$  decays including the meson-meson FSI.

In order to construct the amplitude for  $J = 1 \rightarrow N \bar{N} M \bar{M}$  we start from the lowest order chiral Lagrangian for meson-baryon interaction and use minimal coupling, with a sufficiently general charge matrix where parameters will be fitted to experiment. The relevant term of the meson-baryon Lagrangian for the present problem is given by

$$L = \text{Tr}[\bar{B} \gamma_\mu (D_\mu - i g Q) B] \quad (1)$$

with

$$D_\mu = \frac{1}{2} (u^\dagger \partial_\mu u + u \partial_\mu u^\dagger); \quad u = \exp(i \frac{P}{2f}) \quad (2)$$

and  $P, B$  the ordinary SU(3) matrices for pseudoscalar mesons and  $\frac{1}{2}^+$  baryons, respectively, and  $f$  the pion decay constant ( $f = 93 \text{ MeV}$ ). Minimal coupling is implemented by taking the covariant derivative

$$D_\mu = \partial_\mu - i g Q \quad (3)$$

where  $Q$  denotes the  $J = 1$  field. (We ignore a possible singlet coupling as it leads to a vanishing contribution with this Lagrangian). We take then for  $Q$

$$Q = \frac{1}{3} \lambda_3 + \frac{1}{\sqrt{6}} \lambda_8; \quad (4)$$

where  $\lambda_3, \lambda_8$  are Gell-Mann matrices and, again, the identity matrix is omitted since it does not contribute. This leads to the vertex

$$V_i = \frac{1}{4f^2} C_i g u(p^0) \bar{v}(p) \quad (J = 1); \quad (5)$$

where we have already specified that we have a baryon-antibaryon production, other than the baryon destruction and creation that one has for the meson-baryon amplitude. We shall only study the cases where we have  $p\bar{p}$  and  $n\bar{n}$  production. Thus we can have  $J = 1 \rightarrow N \bar{N} \pi^+ \pi^-$ ,  $\pi^0 \pi^0$ ,  $K^+ K^-$ ,  $K^0 \bar{K}^0$ ,  $\eta$  and we will call these channels

$i=1, 2, 5$ , respectively. The  $C_i$  coefficients are given in Table I. In the rest frame of  $J=0$ ,  $\vec{r}(J=0)=0$  for the three polarization vectors and eq.(5) in the non-relativistic approximation for the nucleons can be written as

$$V_i = C_i g \sim \sim (J=0) \quad (6)$$

with  $\sim$  the standard Pauli matrices and where we have written  $g = \frac{g}{4f^2}$  for simplicity. With the same minimal coupling, one obtains meson and baryon pole terms, but they involve factors  $\frac{p}{M_{J=0}}$ , with  $p$  the meson momenta, and they are small.

Table I :  $C_i$  coefficients in eq.(6)

	$pp^+$	$pp^{00}$	$ppK^+K^-$	$ppK^0\bar{K}^0$	$pp^0$
$C_i$	4	0	$4 + 12 = 16$	$-2 + 6 = 4$	0
	$nn^+$	$nn^{00}$	$nnK^+K^-$	$nnK^0\bar{K}^0$	$nn^0$
$C_i$	-4	0	$2 + 6 = 8$	$-4 + 12 = 8$	0

Note that the  $\sim$  in the Lagrangian is of order 1 for NN production while it is of order  $q/M_B$  for  $J=B \rightarrow B \rightarrow B M M$ . The structure of eq. (6) is the only one without momentum dependence and in the present problem, where there is relatively small phase space for the final particles, one might think that it accounts for the largest part of an amplitude admittedly more complicated than the one of eq. (6). Without a proper coupling  $J=0$  to meson and baryon components, like one has in the pure SU(3) sector, one must rely upon arguments like the present one to obtain the basic structure of the amplitudes. The fact that one has unknown parameters in the theory gives it a flexibility to approximate realistic amplitudes when fitting the parameters to experimental data. This approach is also used in [8] in the  $J=0 \rightarrow 0 \rightarrow 0$  decay where a simple structure of the type  $(\sim) (J=0)$  is adopted without derivatives. Some arguments are given there on why other structures would produce a weak dependence and could be reabsorbed in this simple structure. Similar arguments could in principle be advocated here.

The FSI in Fig. 1 is given by the meson-meson amplitude originated from the lowest order chiral Lagrangian with the chiral unitary approach [3], with which the amplitudes of decay channel  $i$  can be written as

$$t_i = V_i + \sum_j V_j G_j t_{ji}; \quad (7)$$

with  $G$  a diagonal matrix, with matrix elements

$$G_{ij} = i \int \frac{d^4 q}{(2\pi)^4} \frac{1}{q^2 - m_{i_1}^2 + i\epsilon} \frac{1}{(P - q)^2 - m_{i_2}^2 + i\epsilon} \quad (8)$$

corresponding to the loops with the intermediate propagator of the  $i$ -th meson pair in which  $P$  is the total four-momentum of the meson-meson system with masses  $m_{i_1}$  and  $m_{i_2}$  and  $q$  is the four-momentum of one of the intermediate mesons, the loop integration variable which is regularized with a cut off  $|q| < q_{\text{max}}$  and  $q_{\text{max}} = 1030 \text{ MeV}$  [3]. The matrix  $t_{ij}$ , which is actually a  $5 \times 5$  symmetrical matrix, account for the meson-meson amplitudes between the  $i$ -th and the  $j$ -th meson pairs.

From table I, the Born term described by Fig. 1a) does not contribute to the decays with neutral mesons  $\pi^0 \pi^0$  and  $\eta \eta$ , hence, in order to have a  $\pi^0 \pi^0$  or  $\eta \eta$  in the final state we need diagram with loops in which the first loop attached to the nucleons has neither  $\pi^0 \pi^0$  nor  $\eta \eta$ .

Since the vertex  $V_i$  is just  $S$ -wave we only need the meson-meson  $S$ -wave amplitudes in the loops of Fig. 1 which we take from [3].

There is an important point worth mentioning concerning the on-shell part of the meson-meson amplitudes in the meson loops. In eq. (7), the meson-meson amplitudes in the loops are taken on shell. It was shown in [3] that the contribution of the on-shell parts could be reabsorbed into a redefinition of coupling constants in meson-meson scattering. However, the vertex  $V_i$  has a different structure than the meson-meson amplitude and hence the elimination of the on-shell part in the loops requires justification. Within the model of the amplitude that we are generating this is possible, but it is more practical to work in a scheme in which tadpoles are explicitly included. In such a case, it is possible to see the cancellation of on-shell pieces with tadpole contributions [9, 10] and this is what we do here. Within the model used here to generate the  $J = 1^- \rightarrow NN\pi\pi$  amplitude starting from the Lagrangian of eq. (1) and using minimal coupling we obtain the tadpole term of Fig 2 by keeping four meson fields in eq. (2). We have done the exercise using only pions for simplicity and particularizing for  $J = 1^- \rightarrow pp \pi^0 \pi^0$ . The tadpole contribution is calculated by implementing the minimal coupling in the four meson field term coming from the Lagrangian of eq.(1)

$$L_{4M} = \frac{i}{48f^4} p^\mu p^\nu (\partial_\mu \phi^+ + \partial_\nu \phi^-) (\partial^\mu \phi^2 + 2 \partial^\nu \phi^+) : \quad (9)$$

The on-shell part of the  $\pi^+ \pi^- \rightarrow \pi^0 \pi^0$  amplitude goes as

$$t_{\text{off}} = \frac{1}{3f^2} (q^2 - m^2) + \frac{1}{3f^2} (P - q)^2 - m^2 \quad (10)$$

with  $q, P$  the loop variable and the total  $^0 0$  momenta, respectively. Thus the on shell contribution to the loop in Fig. 1b) gives

$$i \int \frac{d^4 q}{(2\pi)^4} \frac{4g}{3f^4} \frac{1}{q^2} \frac{1}{m^2 + i} \sim \sim ; \quad (11)$$

while the tadpole contributes

$$i \int \frac{d^4 q}{(2\pi)^4} \frac{4g}{12f^4} \frac{1}{q^2} \frac{1}{m^2 + i} \sim \sim : \quad (12)$$

The cancellation of on shell terms with tadpoles requires still an extra on shell contribution from the meson baryon loops as one can see in Fig. 3. Here, as shown in [5], there is also one on shell part in the  $^0 p \rightarrow ^+ n$  meson baryon vertex which is given by

$$t_{\text{off}} = -\frac{1}{2} \frac{p}{2f^2} (q^0 - k^0) ; \quad (13)$$

where  $q^0$  and  $k^0$  are the loop and external  $^0$  energies. This term cancels the baryon propagator in the loop within a static non relativistic approximation to this propagator, and the combination of the on shell part of the two diagrams of Fig. 3 gives

$$i \int \frac{d^4 q}{(2\pi)^4} \frac{4g}{4f^4} \frac{1}{q^2} \frac{1}{m^2 + i} \sim \sim ; \quad (14)$$

which cancels the sum of the other two terms in eqs.(11, 12).

Consistency within our model would require to include also the meson baryon  $n$ al states with the on shell part of the amplitudes. The most important effect of this unitarization would be to lead to  $(1405)$  and  $(1405)$  production, which would be a nice test for the present model but goes beyond the purpose of the present paper. Here it is sufficient to note that such reduced region of the four body phase space, where drastic changes would appear from the meson baryon unitarization, has little effect in the global meson meson invariant mass distribution coming from the whole four body phase space.

So far we have dealt with mesons in S-wave. We now turn to the P-wave. There is no  $^0 0$  state in p-wave and the  $^0$  system also couples extremely weakly to p-wave [11], but the  $^+$  state can be in p-wave driven by the meson. Due to the strong coupling  $^0 \rightarrow ^+ \rightarrow ^+$ , the contribution of  $^+$  coupling to the decay  $J = ^+ N N \rightarrow ^+ N N$  depicted in Fig. 4 should be considered. Analogously to the  $NN$  coupling discussed in [12, 10], the  $J = N N$  vertex has the structure

$$it_{J NN} = ig_{J NN} \sim i(\vec{p} \cdot \vec{q}) \sim (J = ^+); \quad (15)$$

where the index  $i$  stands for isospin, and the coupling has the structure

$$it = i \frac{m G_V}{f^2} (\gamma_5) (\not{p} - \not{p}^0); \quad (16)$$

in which  $p$  and  $p^0$  are the four-momentum of  $\pi^+$  and  $\pi^0$  respectively. We take the mass  $m = 770$  MeV and  $G_V = 56$  MeV. It can be seen from eqs.(6) and (15, 16) that there is no interference between the amplitudes described in Fig. 1 and Fig. 4, and hence we have the total strength for the decay  $J = \frac{1}{2} \rightarrow \pi^+ \pi^- \pi^0$  by simply summing the strengths of the mechanisms of Fig. 1 and Fig. 4 with the intermediate  $\rho^0$

$$T_{1/2}^{\pi^+ \pi^- \pi^0} = T_{1/2}^{\pi^+ \pi^- \pi^0} + T_{1/2}^{\pi^+ \pi^- \pi^0} \quad (17)$$

with

$$T_{1/2}^{\pi^+ \pi^- \pi^0} = \frac{1}{3} g_{JNN}^2 \left( \frac{m G_V}{f^2} \right)^2 \frac{1}{M_1^2 - m^2 + i(M_1)m} (M_1^2 - 4m^2) \quad (18)$$

where

$$(M_1) = \frac{m p^3}{M_1 p_0^3}; \quad p = \left( \frac{M_1^2}{4} - m^2 \right)^{\frac{1}{2}}; \quad p_0 = \left( \frac{m^2}{4} - m^2 \right)^{\frac{1}{2}} \quad (19)$$

with  $M_1$  being the invariant mass and  $\Gamma = 1492$  MeV the experimental width.

We define the amplitudes  $T_i = t_i$  for  $i=2,5$ , which implies that we neglect the term in  $\pi^0 \pi^0, K^+ K^-, K^0 K^0$  and  $\pi^0$  production. The  $\rho^0$  does not couple to  $\pi^0 \pi^0$  for symmetry reasons. Its coupling to pairs of mesons can be obtained from the chiral Lagrangian of [13], where we find that it does not couple to  $\pi^0$  but it couples  $K^+ K^-, K^0 K^0$  with strength  $\frac{1}{2}, \frac{1}{2}$  that of  $\pi^+$ . We have evaluated the contribution of the  $\rho^0$  term to  $K^+ K^-$  and  $K^0 K^0$  production and find it negligible compared to the contribution coming from the  $t_i$  amplitude.

Considering that  $T_i$  is a function of the single invariant masses of the final mesons, the meson-meson mass distribution of the four-body decays can be reduced to

$$d\Gamma = \frac{1}{(2\pi)^5} \frac{M^2}{2M_J} dE dE^0 \frac{\frac{1}{2} (M_1^2; m_{i_1}^2; m_{i_2}^2)}{2M_I} (1 - A^2)^{\frac{1}{2}} T_{1/2}^{\pi^+ \pi^- \pi^0}; \quad (20)$$

where the Heaviside step function  $\Theta(x)$  and the Källen function  $\lambda(x; y; z)$  has been used, with  $A$  given by

$$A = \frac{1}{2pp^0} [M_J^2 + 2M^2 + 2E(p)E(p^0) - M_I^2 - 2M_J(E(p) + E(p^0))]; \quad (21)$$

where  $M_i$  is the meson-meson invariant masses of the  $i$ -th decay channel,  $M_J$  and  $M$  the  $J=$  and nucleon masses, respectively, and  $E(p)$  and  $E(p^0)$  the energies of the nucleons with 3-momentum  $p$  and  $p^0$ , respectively.

We define the coupling  $g = 4g$  and  $r = -$  and we carry out a fit to the data. What we see by carrying out this fit is that we have strong restrictions in the  $r$  parameter. Indeed, we can reproduce the data for values of  $r$  in the range  $0.3 < r < 0.3$ . For values of  $r$  outside this range a large signal for the  $f_0(980)$  excitation, incompatible with experiment, is obtained. A best fit to the data is obtained with  $r = 0.26$ , in which no peak for  $f_0$  excitation is seen, and with  $r = 0.14$ , where a signal for  $f_0$  excitation compatible with experiment, assuming the single datum in the  $f_0(980)$  peak is not a statistical fluctuation, is obtained as one can see in Fig. 5. The values for the coupling constants are  $g = 1.5 \cdot 10^6 \text{ MeV}^{-2}$  and  $g_{JNN} = 7.1 \cdot 10^5 \text{ MeV}^{-1}$  for the case of  $r = 0.26$  and  $g = 1.7 \cdot 10^6 \text{ MeV}^{-2}$  for  $r = 0.14$  and the same value for  $g_{JNN}$ .

By using the above values of coupling constants  $g$  and  $g_{JNN}$ , we derive the contribution to the width from the mechanisms in Fig. 1 and  $\Gamma^0$  to be  $4.4 \cdot 10^{-4} \text{ MeV}$  and  $9.1 \cdot 10^{-5} \text{ MeV}$ , respectively. Then the width, which is the summation of the two contributions, yields  $5.3 \cdot 10^{-4} \text{ MeV}$ , consistent with the experimental branching ratio  $(6.0 \pm 0.5) \cdot 10^{-3}$  of the decay  $J=1 \rightarrow pp^+$  [14]. The branching ratio that we obtain is  $1.05 \cdot 10^{-3}$ . This seems to be in conflict with the present data in the particle data group which quotes a value smaller than  $3.1 \cdot 10^{-4}$ . However, one should note that an ordinary fit to the  $\pi^+$  data with a background following phase space and a contribution would lead to a smaller contribution than the one we obtained here. Yet, as we discuss below, the contribution to  $\pi^+$  of the chiral terms does not follow phase space, and this is one of the interesting findings of the present work. Indeed, in Fig. 6 we split the contribution to the  $\pi^+$  production from the mechanisms of Fig. 1 (for  $r = 0.26$ ) into the Born contribution (Fig. 1a) and the meson rescattering terms (Fig. 1b, c...) plus the interference of the two terms (dotted, dashed and dash-dotted curves), respectively. The contribution of the Born term in Fig. 6 follows phase space, which, as we can see in the figure, is quite different from the final invariant mass distribution. The contribution of the rescattering terms, which involves the meson-meson interaction in S-wave, accounts for production seen as a broad bump, which does not exactly follow phase space, and a small peak that accounts for  $f_0(980)$  excitation. The sum of these two contributions would not differ very much from phase space, apart from the small  $f_0(980)$  peak. However, the interference term is peculiar and changes sign around 500 MeV and the resulting invariant mass distribution is much narrower



than the phase space or the  $\rho$  shape and loses strength in the region of the  $\rho$  excitation with respect to the phase space distribution. The strength around this region is filled up by  $\rho$  meson production in our approach and this lead to a bigger contribution than the nominal one in the PDG.

According to table I, the Born term does not give contribution to the decays  $J = 1^- \rightarrow \rho^0 \rho^0$  and  $\rho^0$ , thus the shape of the reactions is determined by the rescattering terms alone. In this sense we should get for the  $J = 1^- \rightarrow \rho^0 \rho^0$  reaction the same distribution (divided by a factor of 2 because of the identity of the two  $\rho^0$ ) as we obtained from the rescattering terms alone in the  $J = 1^- \rightarrow \rho^+ \rho^-$  decay (dashed line of Fig. 6). This is the case as we can see in Fig. 7, where a broad bump related to  $\rho$  excitation, peaking around 550 MeV and with a width of about 400 MeV, plus the small peak from  $f_0(980)$  excitation for the case  $r = 0.26$ , can be seen in the  $\rho^0 \rho^0$  distribution. The width of the decay  $J = 1^- \rightarrow \rho^0 \rho^0$  comes out to be  $1.2 - 1.5 \cdot 10^{-4}$  MeV, which corresponds to a branching ratio of  $1.4 - 1.7 \cdot 10^{-3}$ . It would be interesting to measure this decay to search for the very different shape of the distribution compared to the decay  $J = 1^- \rightarrow \rho^+ \rho^-$  and the possible signal of the resonances  $\rho$  and  $f_0(980)$ . However, the  $\rho$  resonance has a clearer manifestation in these reactions than just this broad distribution predicted for  $\rho^0 \rho^0$ . Indeed, the peculiar shape of the interference term between the  $\rho$  and the Born term in Fig. 6 has more drastic consequences, narrowing the  $\rho^+$  distribution and shifting the peak to small invariant masses, which are clearly visible in the data, although results with better statistics would be much appreciated to further check this observation.

Another interesting feature of Fig. 7 is the distinct peak of the  $\rho^0$  spectra at about 980 MeV, which accounts for the resonance  $a_0(980)$ . It is interesting to note that the width for  $\rho^0$  production is rather constant within the range of acceptable values for the parameters of the theory. Our prediction for the branching ratio of the decay  $J = 1^- \rightarrow \rho^0$  is  $3.4 - 6.8 \cdot 10^{-4}$ . It would be interesting to search for the  $a_0(980)$  in the  $\rho^0$  mass spectra of this decay.

We also evaluate the decays  $J = 1^- \rightarrow \rho^+ K^- K^0$  and  $J = 1^- \rightarrow \rho^0 K^+ K^-$ , the  $K K$  mass spectra of which are also depicted in Fig. 7 (the  $K^+ K^-$  spectrum for  $r = 0.14$  is not shown because it is very small). The branching ratios of  $J = 1^- \rightarrow \rho^+ K^- K^0$  and  $J = 1^- \rightarrow \rho^0 K^+ K^-$  are quite small compared to the other decay channels considered here and depend more strongly on the values of the  $r$  parameter. Since there is not yet experimental data available for the two decays, a future experimental measurement of these channels would also be most welcome.

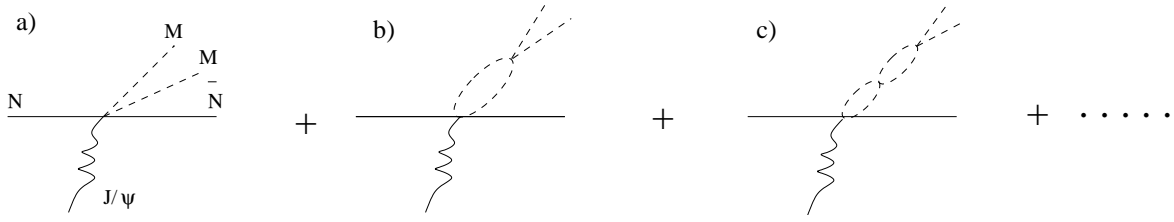


Figure 1: The diagrams for  $J/\psi \rightarrow NNMM$  decays including the meson-meson final state interaction.

The minimal coupling procedure applied on the chiral meson baryon Lagrangian allows one to relate the  $J/\psi \rightarrow nnMM$  with  $J/\psi \rightarrow ppMM$ . We have also evaluated mass distributions for  $nn^+$  and find the shape and strength very similar to the one of  $pp^+$ . This would provide an extra experimental test of the present theoretical approach. The branching ratio for  $J/\psi \rightarrow nn^+$  comes out to be  $5.0 - 5.7 \cdot 10^{-3}$ , which is consistent with the PDG data  $(4 - 4) \cdot 10^{-3}$  [14].

In summary, within reasonable hypothesis, we have obtained a structure for the amplitudes of  $J/\psi \rightarrow NNMM$  process, with still sufficient freedom, which allows us to get a good fit to the  $^4S_1$  spectrum. The data does not fully determine the parameters of the theory but puts some constraints on them which allow us to see the uncertainties in the predictions. These show up in a moderate range of values for the  $^0$  branching ratio and a broader range for  $KK$  prediction. Yet, issues like the interference of the tree level and the  $^4S_1$  part of the amplitude, or the  $^3P_0$  contribution, remain unchanged within the freedom of the model and hence stand on firmer grounds. Experimental measurements of channels discussed here are certainly necessary for further progress in the understanding of the dynamics of the processes.

#### Acknowledgments

C.L. acknowledges the hospitality of the University of Valencia where this work is done and financial support from the Ministerio de Educacion in the program Doctores y Tecnólogos extranjeros under contract number SB2000-0233. C.L. wishes to thank H.C. Chiang for fruitful discussions. This work is partly supported by DGICYT project BFM 2000-1326 and the EU network EURIDICE contract HPRN-CT-2002-00311.

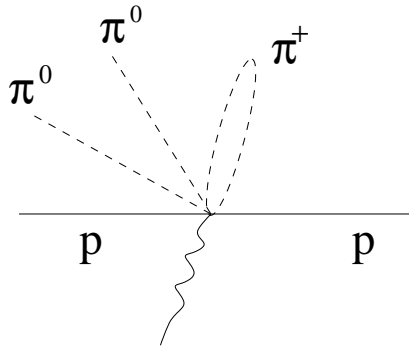


Figure 2: Tadpole contribution for  $J = \frac{1}{2} \rightarrow p \bar{p} \pi^0 \pi^0$ .

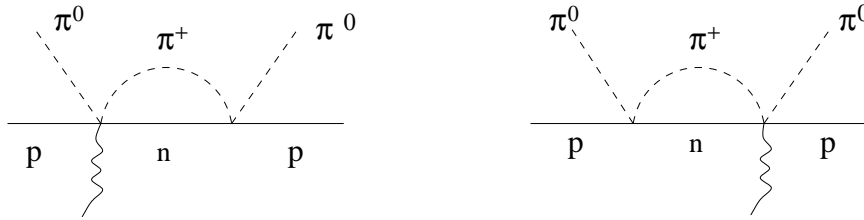


Figure 3: Meson baryon loops for  $J = \frac{1}{2} \rightarrow p \bar{p} \pi^0 \pi^0$ .

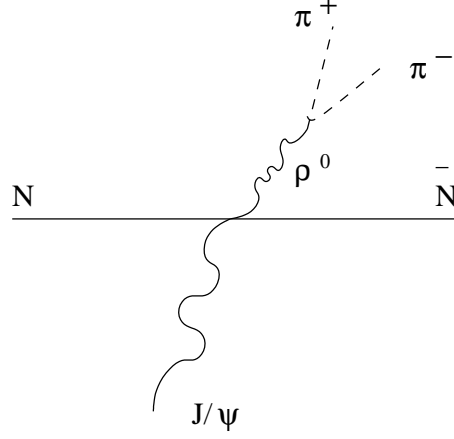


Figure 4: The diagram for  $J/\psi \rightarrow N \bar{N} \pi^+ \pi^-$  decay with an intermediate meson.

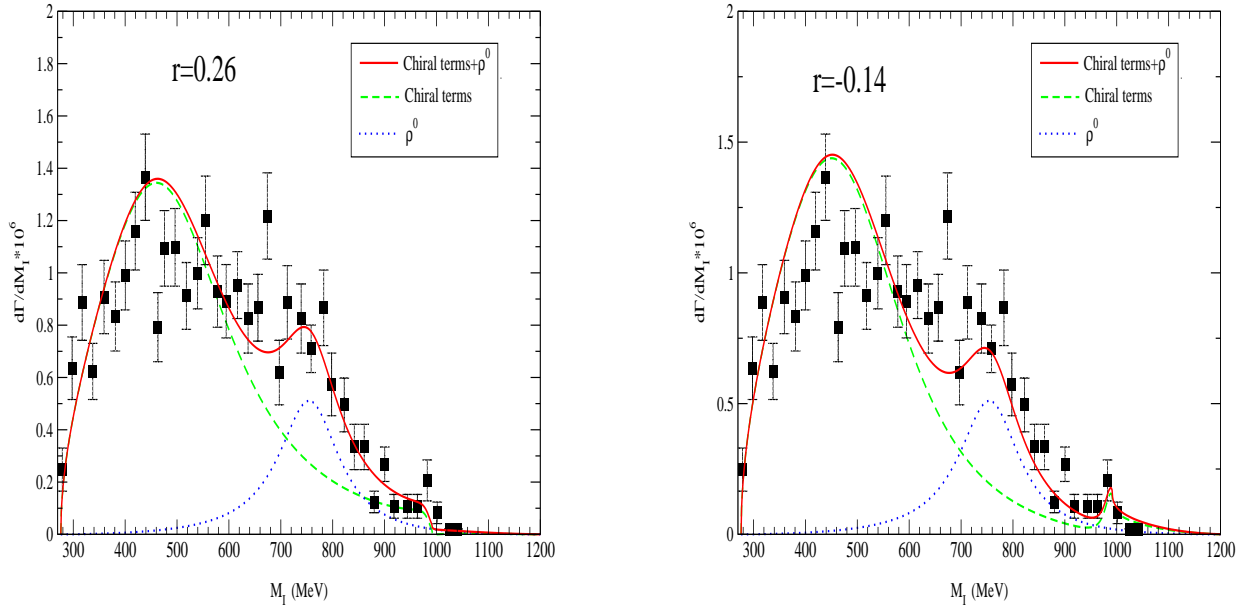


Figure 5: The invariant mass distribution for  $J/\psi \rightarrow p \bar{p} \pi^+ \pi^-$  decay compared to experimental data with  $r = 0.26$  and  $-0.14$ . The solid line is the summation of contributions from the chiral terms and intermediate meson, the dashed and dotted lines are the results of chiral terms and  $\rho^0$  contributions, respectively. The experimental data is taken from [15].

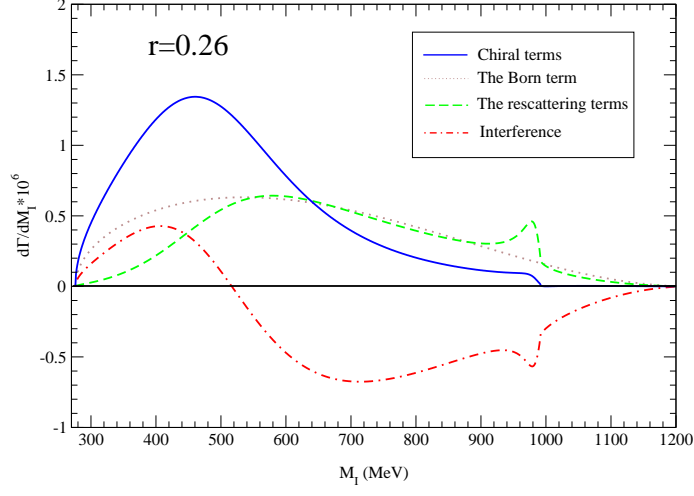


Figure 6: Decomposition of the contribution of the mechanisms of Fig. 1 to the  $J = \frac{1}{2}^-$   $pp^+$  decay with  $r = 0.26$ . The solid line is the total results for chiral terms, the contribution from the Born term, rescattering terms and the interference between the two terms are plotted in dotted, dashed and dash-dotted lines, respectively.

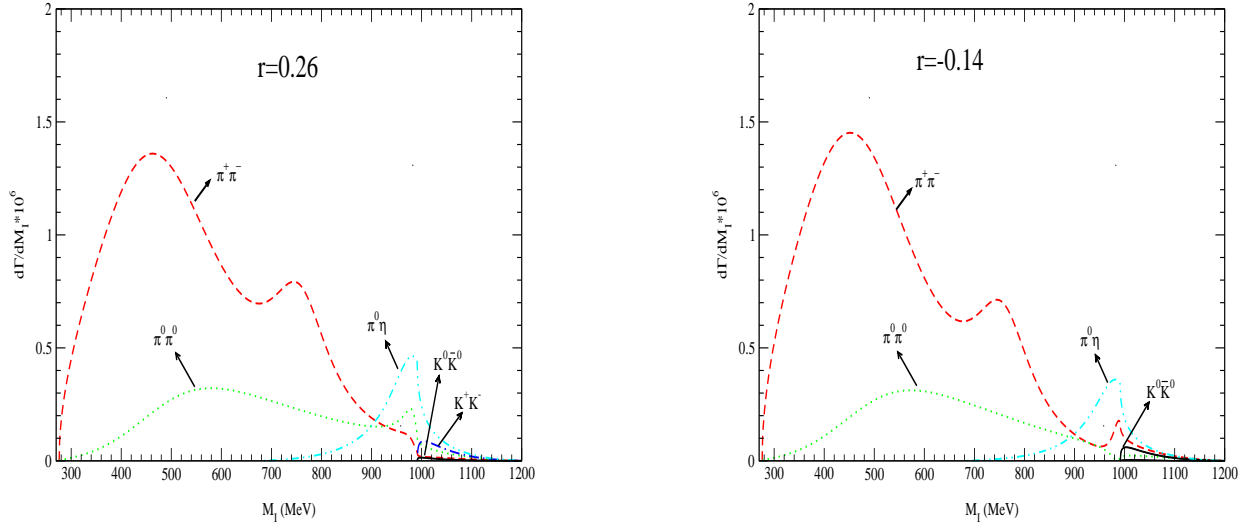


Figure 7: The mesons invariant mass distributions for decays  $J = \frac{1}{2}^-$   $pp$  meson meson with  $r = 0.26$  and  $-0.14$  (the small  $K^+K^-$  spectrum for  $r = -0.14$  is not shown).

## References

- [1] J. Gasser and H. Leutwyler, NuclPhys. B 250, 465, (1985).
- [2] G. Ecker, Prog. Part. Nucl. Phys. 35 (1995) 1;  
V. Bernard, N. Kaiser and U.-G. Meißner, Int. J. Mod. Phys. E 4 (1995) 193;  
A. Pich, Rept. Prog. Phys. 58 (1995) 563.
- [3] J. A. Oller and E. Oset, NuclPhys. A 620, 438, (1997) [Erratum ~~ibid.~~ A 652, 407 (1999)].
- [4] J. A. Oller, E. Oset, J. R. Pelaez, Phys.Rev.Lett. 80, 3452, (1998); Phys.Rev. D 59, 74001, (1999).
- [5] E. Oset, A. Ramos, NuclPhys. A 635, 99, (1998).
- [6] E. Marco, S. Hirenzaki, E. Oset, H. Toki, Phys.Lett. B 470, 20, (1999).
- [7] W. H. Liang, P. N. Shen, J. X. Wang and B. S. Zou, J.Phys. G 26, 333, (2002).
- [8] Ulf-G. Meißner, J. A. Oller, NuclPhys. A 679, 671, (2001).
- [9] F. Guerrero and J. A. Oller, NuclPhys. B 537, 459, (1999).
- [10] D. Cabrera, E. Oset, M. J. Vicente Vacas, NuclPhys. A 705, 90, (2002).
- [11] V. Bernard, N. Kaiser and U.-G. Meißner, Phys.Rev. D 44, 3698, (1991).
- [12] M. Hermann, B. L. Friman and W. Norenberg, NuclPhys. A 560, 411, (1993).
- [13] G. Ecker, J. Gasser, A. Pich and E. de Rafael, NuclPhys. B 321, 311, (1989).
- [14] Particle data group, Phys.Rev. D 66, 010001, (2002).
- [15] Eaton, et. al, Phys.Rev. D 29, 804, (1984).