

Centrality dependence of J/ψ over $\psi(0)$: a signal of QGP

A. K. Chaudhuri

Variable Energy Cyclotron Centre
1/AF, Bidhan Nagar, Calcutta - 700 064

We are proposing centrality dependence of J/ψ over $\psi(0)$ ratio as a signal of QGP. If nuclear collisions lead to QGP formation then the ratio will remain constant with E_T as both J/ψ and $\psi(0)$ are melted in the QGP. On the other hand, if hot hadronic matter is produced, the ratio will continually fall with E_T , as $\psi(0)$ s are more suppressed in hadronic matter than the J/ψ 's. NA50 Pb+Pb data, though not conclusive, give the indication of a possible QGP formation at SPS energy. We have also given the prediction for the ratio at RHIC energy.

Lattice QCD predicts that under certain conditions (sufficiently high energy density and temperature) ordinary hadronic matter (where quarks and gluons are confined) can undergo a phase transition to deconfined matter, commonly known as quark gluon plasma (QGP). J/ψ suppression is recognized as one of the promising signals of the deconfinement transition. Due to screening of color force, binding of cc pairs into a J/ψ meson will be hindered, leading to the so called J/ψ suppression in heavy ion collisions [1]. Experimental data indeed show suppression. However, all the data prior to NA50 Pb+Pb are well explained in terms of nuclear absorption, also present in pA collisions [2,3]. NA50 collaboration [4] observed anomalous suppression (i.e. suppression beyond the normal nuclear absorption) in 158 GeV/c Pb+Pb collisions [4]. The ratio of J/ψ yield to that of Drell-Yan pairs decreases faster with E_T in the most central collisions than in the less central ones. It has been suggested that the resulting pattern can be understood in a deconfinement scenario in terms of successive melting of charmonium bound states [4]. However, it was realized later that the data could be well explained in a variety of models [5-9], with or without QGP formation. In ref [8] it was also shown that the predicted J/ψ suppression at RHIC in a QCD based nuclear absorption model, agree well with predictions obtained in a QGP based model. It seems that, even at RHIC, deconfining phase transition could not be detected from the J/ψ suppression.

Not only J/ψ , but other states of charmoniums (e.g. $\psi(0)$ and $\psi(1)$) are also suppressed in a QGP or in a nuclear matter. Recently in Quark matter 2002, NA50 collaboration presented their analysis of high statistic pA collisions at 450 GeV [10]. They measured J/ψ as well $\psi(0)$ from Be, Al, Cu and W targets. A dependence of J/ψ and $\psi(0)$ productions reveal an interesting feature. Parameterizing the production cross section as $\sigma_{J/\psi}^{pA} / A$, NA50 collaboration obtained, $\sigma_{J/\psi}^{pA} = 0.933 \pm 0.105$ and $\sigma_{\psi(0)}^{pA} = 0.906 \pm 0.022$. Nearly identical values of $\sigma_{J/\psi}^{pA}$ and $\sigma_{\psi(0)}^{pA}$ in a Glauber type of model of nuclear absorption translate into similar absorption cross section for them, i.e. $\sigma_{J/\psi}^{pA} \approx \sigma_{\psi(0)}^{pA}$, contrary to the popular expectation that $\psi(0)$ being twice as large in size than the J/ψ , $\sigma_{\psi(0)}^{pA}$ will be much larger than $\sigma_{J/\psi}^{pA}$.

On the other hand NA38/NA50 collaboration measured centrality dependence of J/ψ as well as of $\psi(0)$ s in S+U/Pb+Pb collisions [11,4]. Data indicate that compared to J/ψ , $\psi(0)$ s are more suppressed. For example, in S+U collisions, from peripheral to central collisions J/ψ 's are suppressed by a factor of 1.3, while the $\psi(0)$ s are suppressed by a factor of 4. Similarly in Pb+Pb collisions, while $\psi(0)$ s are suppressed by a factor of 8, J/ψ 's are suppressed by a factor of three only. Thus in AA collisions, additional suppression mechanism is operative for $\psi(0)$ s, which is absent for the J/ψ 's in AA collisions.

One of the source for additional suppression could be the QGP formation. If QGP formation is the source of the additional suppression of $\psi(0)$ s, why the effect is not seen in J/ψ ? Color screening studies shows that in a QGP, melting of J/ψ require a temperature of $1.2T_c$, while the $\psi(0)$ s are melted at T_c only. Thus if QGP is produced around T_c , its effect may be felt only on $\psi(0)$ not on J/ψ 's. Also as the time scale of production of $\psi(0)$ is less than that of J/ψ , $\psi(0)$ s can better probe the initial condition of the produced matter. Thus it is possible that effect of QGP formation will be seen only in $\psi(0)$ rather than in J/ψ . Hadronic comover could also be the source of additional suppression. In AA collisions a large number of secondaries are produced. Absorption cross section of $\psi(0)$ in comovers could be larger (due to larger radius) than that of J/ψ 's, leading to increased suppression of $\psi(0)$.

In the present letter we have analyzed the NA38/NA50 data on the centrality dependence of $\psi(0)$ over Drell-Yan ratio, in S+U and in Pb+Pb collisions. Analysis shows that absorption in comovers or in QGP, both the scenario could explain the data. Even at RHIC energy, the ambiguity is not removed. It may not be possible to detect deconfinement phase transition from J/ψ or $\psi(0)$ suppression. Here we propose the ratio of J/ψ over $\psi(0)$ as a signal of QGP. The proposal follows from the simple observation. If in the collision, QGP is formed at temperature $T > 1.2T_c$, both the J/ψ and $\psi(0)$ will be equally suppressed and the ratio will remain constant with E_T . Otherwise, the ratio will continually decrease with E_T , as $\psi(0)$ are more suppressed than J/ψ . NA50 Pb+Pb data

(though not conclusive) do show a tendency towards saturation and it is possible that QGP matter is produced in SPS Pb+Pb collisions. More conclusive signal could be obtained at RHIC energy.

In the QCD based nuclear absorption model [8,12], J/ψ production is assumed to be a two step process, (a) formation of a $c\bar{c}$ pair, which is accurately calculable in QCD and (b) formation of a J/ψ meson from the $c\bar{c}$ pair, which is conveniently parameterized. The J/ψ cross section in AB collisions, at center of mass energy \sqrt{s} is written as,

$$\sigma_{J/\psi}^{AB}(s) = K \sum_{a,b} \int_0^1 dx_a \int_0^1 dx_b \frac{\hat{\sigma}_{ab \rightarrow c\bar{c}}}{Q^2} F_{cc \rightarrow J/\psi}(q^2); \quad (1)$$

where $\sum_{a,b}$ runs over all parton flavors, and $Q^2 = q^2 + 4m_c^2$. The K factor takes into account the higher order corrections. The incoming parton momentum fractions are fixed by kinematics and are $x_a = (\sqrt{x_F^2 + 4Q^2} - s + x_F)/2$ and $x_b = (\sqrt{x_F^2 + 4Q^2} - x_F)/2$. $\hat{\sigma}_{ab \rightarrow c\bar{c}}$ are the subprocess cross section and are given in [13]. $F_{cc \rightarrow J/\psi}(q^2)$ is the transition probability that a $c\bar{c}$ pair with relative momentum square q^2 evolve into a physical J/ψ meson. It is parameterized as,

$$F_{cc \rightarrow J/\psi}(q^2) = N_{J/\psi}(q^2) \left(\frac{4m_c^2}{4m_c^2 + q^2} \right)^F; \quad (2)$$

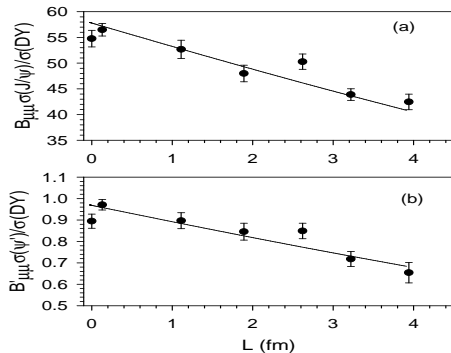


FIG. 1. (a) The experimental ratio of total J/ψ cross section and Drell-Yan cross sections in pp and pA collisions. The solid line is the t obtained in the QCD based nuclear absorption model. (b) same as (a) for J/ψ_0

In a nucleon-nucleus/nucleus-nucleus collision, the produced $c\bar{c}$ pairs interact with nuclear medium before they exit. It is argued [12] that the interaction of a $c\bar{c}$ pair with nuclear environment increases the square of the relative momentum between the $c\bar{c}$ pair. As a result, some of the $c\bar{c}$ pairs can gain enough relative square momentum to cross the threshold to become an open charm meson.

Consequently, the cross section for J/ψ production is reduced in comparison with nucleon-nucleon cross section. If the J/ψ meson travels a distance L , q^2 in the transition probability is replaced to $q^2 + \mu^2 L$, μ^2 being the relative square momentum gain per unit length. Parameters of the model (F , K , $N_{J/\psi}$ and μ^2) can be fixed from experimental data on total J/ψ cross section in pA/AA collisions. In Fig.1, NA50 high statistics data [10] are shown. Both the data sets are well explained in the model with $\mu^2 = 0.1875 \text{ GeV}^2/\text{fm}$. Nuclear suppression of J/ψ and J/ψ_0 are due to same mechanism, i.e. gain in the relative 4-square momentum of the $c\bar{c}$ pairs. Naturally, J/ψ and J/ψ_0 shows similar A -dependence.

In our earlier work [14], we have shown that the model could reproduce centrality dependence of J/ψ over Drell-Yan ratio in S+U and Pb+Pb collisions. The J/ψ or J/ψ_0 cross sections at an impact parameter b as a function of E_T can be written as,

$$\frac{d^2 J/\psi}{dE_T d^2 b} = \sum_{N,N} \frac{J/\psi}{N,N} \int_0^1 d^2 s T_A(s) T_B(b-s) S(L(b;s)) P(b;E_T) \quad (3)$$

where $T_{A,B}$ is the nuclear thickness function. $P(b;E_T)$ is the E_T b correlation function. We have used the Gaussian form for the E_T b correlation,

$$P(b;E_T) = \exp(- (E_T - q N_p(b))^2 / 2 q^2 a N_p(b)) \quad (4)$$

where $N_p(b)$ is the number of participant nucleons at impact parameter b . a and q are parameters related to dispersion and average transverse energy. For S+U collisions at 200 GeV/c, the parameters are, $a = 3.2$ and $q = 0.74 \text{ GeV}$ [2], and for 158 GeV/c Pb+Pb collisions the parameters are, $a = 1.27$ and $q = 0.274 \text{ GeV}$ [5].

In Eq.3 $S(L)$ is the suppression factor due to passage through a length L in nuclear environment. At an impact parameter b and at point s , the transverse density is calculated as,

$$n(b;s) = T_A(s) [1 - \exp(-N N T_B(b-s))] + [A \rho_B] \quad (5)$$

and the length $L(b;s)$ that the J/ψ or J/ψ_0 meson will traverse is obtained as,

$$L(b;s) = n(b;s) = 2 \rho_0 \quad (6)$$

The Drell-Yan pairs do not suffer final state interactions and the cross section at an impact parameter b as a function of E_T could be written as,

$$\frac{d^2 DY}{dE_T d^2 b} = \sum_{N,N} \frac{DY}{N,N} \int_0^1 d^2 s T_A(s) T_B(b-s) P(b;E_T) \quad (7)$$

The additional suppression required for J/ψ_0 may be due to QGP formation or due to comover interactions. To take into account the suppression due to QGP formation we assume that above a threshold density, n_c , all the J/ψ_0

are dissolved [5], and introduce the additional suppression factor S_{QGP} in Eq.3,

$$S_{QGP}(b;s) = \left(n_c \frac{E_T}{\langle E_T \rangle(b)} n(b;s) \right); \quad (8)$$

The additional suppression factor in the com over scenario can be written as [15],

$$S_{co}(b;s) = \exp(-\sigma_{co} v_{rel} n_0(b;s) \ln(R_T = v_{rel})) \quad (9)$$

In the above equation, σ_{co} is the com over absorption cross section for the ψ s, $v_{rel} = 0.6$ is the relative velocity of ψ with respect to com overs and $\tau_0 = 2$ fm, is the time beyond which the com over interactions starts. n_0 is the initial com over density. To account for the variation of density with E_T , we take $n_0 = \langle n_0 \rangle E_T = \langle E_T \rangle(b=0)$, with $\langle n_0 \rangle = 0.8 \text{ fm}^{-3}$ [15]. The only quantity to be fixed is the σ_{co} , which we obtained directly from fitting the S+U data.

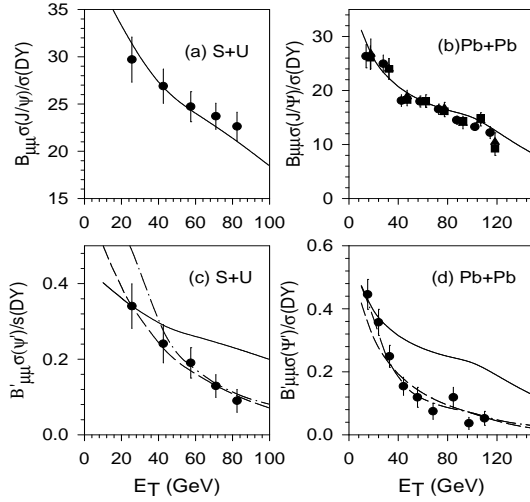


FIG. 2. (a) Experimental data on the centrality dependence of $J=0$ over Drell-Yan ratio, in 200 GeV/c S+U collisions. The solid line is the fit obtained to the data in the QCD based nuclear absorption model. (b) same as (a) for Pb+Pb collisions. (c) Experimental data on the centrality dependence of $J=0$ over Drell-Yan ratio in S+U collisions. The solid, dashed and dash-dotted lines are the fit to the data with nuclear, nuclear+ com over and nuclear+ QGP suppression respectively. (d) same as (c) for Pb+Pb.

The other unknown quantity is the $N^{J=0} = B \frac{(J=0)_{NN}}{(DY)_{NN}}$. Experimentally it is known for 450 GeV pp collisions [10]. Craigie parameterization [16] of DY cross sections could be used to obtain its value at other energies. For 200 GeV/c S+U collisions, the extrapolated values are, $N^{J=0} = 32-42$ and $N^0 = 0.53-0.68$, for the DY invariant mass in the ranges of 2.1-3.1 GeV. We obtain the values of $N^{J=0}$ and N^0 from a constraint fit to the NA 38 data such that they are within the range of extrapolated values. For Pb+Pb collisions, we use the same values.

In Fig.2a and b, we have shown the NA 38/NA 50 data on the centrality dependence of $J=0$ over Drell-Yan ratio, for 200 GeV/c S+U collisions and for 158 GeV/c Pb+Pb collisions. We have used $B \frac{J=0}{DY} = \frac{DY}{NN} = 42$. The data are well explained in the model. We note that there is no scope for additional suppression due to com over interaction or due to QGP formation. Thus centrality dependence of $J=0$ suppression in S+U or in Pb+Pb collisions do not require additional suppression due to QGP formation or due to com over interactions.

The centrality dependence of $J=0$ over Drell-Yan ratio on the other hand require additional suppression. In Fig.2c and 2d the NA 38/NA 50 data on the ratio $B \frac{J=0}{DY}$ for 200 GeV/c S+U and for 158 GeV/c Pb+Pb collisions are shown. The solid line is the ratio obtained in the QCD based nuclear absorption model.

Irrespective of $B \frac{J=0}{DY}$ value, the model clearly fails to explain both the data sets. ψ s are not sufficiently suppressed to agree with experiment. As discussed in the beginning, additional suppression could be either due to com overs or due to QGP formation. In Fig.2c and d, the dashed line is the ratio obtained with nuclear+ com over suppression, with $\sigma_{co} = 8$ mb. We have used $B \frac{J=0}{DY} = 0.64$. The com over scenario fits the E_T dependence of $J=0$ in S+U and in Pb+Pb collisions. For Pb+Pb collisions, for the very peripheral collisions, model produces more suppression than in data. Since we have fixed the com over density in central collisions, the simple ansatz may be inaccurate for peripheral collisions.

In S+U collisions, centrality dependence of $J=0$ over Drell-Yan ratio is not well explained if the nuclear suppression is augmented with suppression due to QGP formation (the dash-dotted line). At low E_T data are not explained. Also we obtain a threshold density, $n_c = 1.8 \text{ fm}^{-2}$, which is too low for QGP formation. For Pb+Pb collisions on the other hand (Fig.2d), centrality dependence of $J=0$ over Drell-Yan ratio are rather well explained with nuclear plus QGP suppression. In Fig.2d, the dash dotted line is the ratio obtained with threshold density, $n_c = 2.8 \text{ fm}^{-2}$. Data are well explained throughout the E_T range. However, as nuclear plus com over suppression also explain the data, it is not possible to conclude positively about the formation of QGP from the E_T dependence of $J=0$ suppression.

With RHIC being operational, it is interesting to predict suppression at RHIC energy. At RHIC energy, the so called hard component, which is proportional to the number of binary collisions, appear. Model dependent calculations indicate that the hard component grows from 22% to 37% as the energy changes from 56 GeV to 130 GeV [17]. In our calculation, we have used 37% hard scattering component.

In Fig.3, we have shown the predicted centrality dependence of the $J=0$ over Drell-Yan ratio at RHIC energy for Au+Au collisions. The solid and dashed lines corresponds to nuclear+ com over and nuclear+ QGP absorp-

tion respectively. They agree closely with each other. E_T dependence of ϕ over Drell-Yan ratio at RHIC also could not distinguish between the two scenarios.

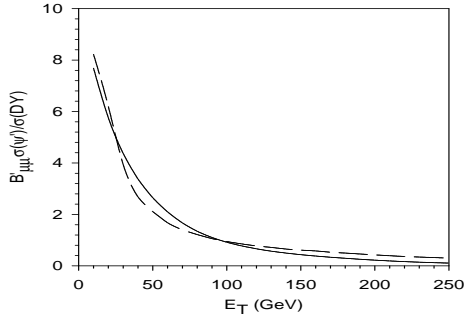


FIG. 3. Centrality dependence of ϕ over Drell-Yan ratio at RHIC. The solid and dashed lines are obtained with nuclear+com over and nuclear+QGP suppression respectively.

The two scenarios could be distinguished if we consider the ratio of J/ψ over ϕ and we propose it as a signal of the QGP formation. The proposal follows from the simple observation that in a QGP (at a temperature $T > 1.2T_c$) both the J/ψ and ϕ will be melted. Consequently, the ratio $(J/\psi)/\phi$ will remain constant with E_T . Otherwise, the ratio will continually fall with E_T , as ϕ are more suppressed than J/ψ . In Fig.4, we have tested the proposition. The experimental $\frac{(J/\psi)}{\phi}$ in S+U and in Pb+Pb collisions are shown in Fig.4. For S+U collisions, the ratio $(J/\psi)/\phi$ fall continuously with E_T . QGP is not formed in the collisions. For the Pb+Pb collisions, the ratio falls with E_T till around 70 GeV and thereafter shows a tendency of saturation. Data do not cover enough E_T range for a definite conclusion, but there is an indication of possible QGP formation.

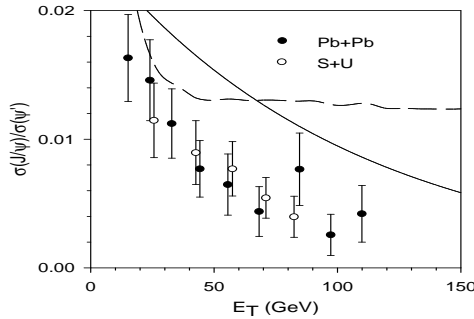


FIG. 4. E_T dependence of the ratio, J/ψ over ϕ in 200 GeV/c S+U and in 158 GeV/c Pb+Pb collisions. The solid and the dashed lines are the prediction for the ratio at RHIC energy with nuclear+com over and nuclear+QGP suppression respectively. We have scaled E_T by a factor of 0.7 to show them in the same figure.

At RHIC, the signal is expected to be much clear. Our prediction for the ratio is shown in Fig.4. The solid line is the prediction obtained with nuclear+com over absorp-

tion. It shows continual fall of the ratio. In contrast, with nuclear+QGP suppression, the ratio remain constant for $E_T > 70$ GeV.

To conclude, we have analyzed the centrality dependence of J/ψ and ϕ suppression in S+U and in Pb+Pb collisions. It was shown that while the J/ψ suppression is well explained in the QCD based nuclear absorption model, the model could not explain the centrality dependence of ϕ suppression. ϕ s require additional suppression, either due to QGP formation or due to comovers, two scenarios could not be distinguished, even at RHIC. We then propose that the E_T dependence of the ratio of J/ψ over ϕ as a signal for the deconfining phase transition. If QGP is formed following a deconfinement phase transition, the ratio will remain constant with E_T in contrast to the continuous fall of the ratio in case of no such formation. The experimental $(J/\psi)/\phi$ in Pb+Pb collisions, though not conclusive, do indicate saturation at large E_T . Possibly QGP is produced in the collisions. We have also given the prediction for RHIC energy. At RHIC energy, the proposed signal will be clean enough for a conclusive detection of QGP.

e-mail: akd@veccalernet.in

- [1] T. Matsui and H. Satz, Phys. Lett. B 178, 416 (1986).
- [2] R. Vogt, Phys. Reports, 310, 197 (1999).
- [3] C. Gerschel and J. Hufner, Ann. Rev. Nucl. Part. Sci. 49, 255 (1999).
- [4] NA 50 collaboration, M. C. Abreu et al. Phys. Lett. B 477, 28 (2000), Nucl. Phys. A 638, 261c (1998), L. Ramello et al, in Quark Matter 2002, Nantes, France (unpublished).
- [5] J. P. B laizot, P. M. Dinh and J. Y. Ollitrault, Phys. Rev. Lett. 85, 4012 (2000).
- [6] A. Capella, E. G. Ferreira and A. B. Kaidalov, hep-ph/0002300, Phys. Rev. Lett. 85, 2080 (2000).
- [7] A. K. Chaudhuri, Phys. Rev. C 64, 054903 (2001), Phys. Lett. B 527, 80 (2002).
- [8] A. K. Chaudhuri, Phys. Rev. Lett. 88, 232302 (2002).
- [9] A. K. Chaudhuri, Phys. Rev. C 66, 021902 (2002).
- [10] NA 50 collaboration, P. Cortese et al, in Quark Matter 2002, Nantes, France (unpublished).
- [11] NA 38 collaboration, C. Baglin et al, Phys. Lett. B 345, 617 (1995).
- [12] J. Qiu, J. P. Vary and X. Zhang, hep-ph/9809442, Nucl. Phys. A 698, 57w1 (2002).
- [13] C. J. Benesh, J. Qiu and J. P. Vary, Phys. Rev. C 50, 1015 (1994).
- [14] A. K. Chaudhuri, nucl-th/0302044.
- [15] Sean Gavin and R. Vogt, hep-ph/9606460, Phys. Rev. Lett. 78, 1006 (1997).
- [16] N. S. Craigie, Phys. Reports, 47 (1978) 1.
- [17] D. Kharzeev and M. Nardi, Phys. Lett. B 507, 121 (2001).