

Diquark condensation effects on hot quark star configurations

D. Blaschke^{a,b} S. Fredriksson^c H. Griegorian^{a,d,1} A. M. Oztaş^{c,e}

^aFachbereich Physik, Universität Rostock, D-18051 Rostock, Germany

^bBogoliubov Laboratory of Theoretical Physics,

Joint Institute for Nuclear Research, 141980, Dubna, Russia

^cDepartment of Physics, Luleå University of Technology, SE-97187 Luleå, Sweden

^dDepartment of Physics, Yerevan State University, 375025 Yerevan, Armenia

^eDepartment of Physics, Hacettepe University, TR-06532 Ankara, Turkey

Abstract

The equation of state for quark matter is derived for a nonlocal, chiral quark model within the mean field approximation. We investigate the effects of a variation of the form factors of the interaction on the phase diagram of quark matter under the condition of β -equilibrium and charge neutrality. Special emphasis is on the occurrence of a diquark condensate which signals a phase transition to color superconductivity and its effects on the equation of state. We calculate the quark star configurations by solving the Tolman-Oppenheimer-Volkoff equations and obtain for the transition from a hot, normal quark matter core of a protoneutron star to a cold diquark condensed one a release of binding energy of the order of $M c^2 \sim 10^{53}$ erg. We discuss the claim that this energy could serve as an engine for explosive phenomena.

PACS number(s): 04.40.Dg, 12.38.Mh, 26.50.+x, 97.60.Bw

Key words: Relativistic stars – structure and stability, Quark-gluon plasma, Nuclear physics aspects of supernovae evolution

¹ Supported by DFG grant No 436 ARM 17/5/01

1 Introduction

Color superconductivity in quark matter [1] is one interesting aspect of recent discussions devoted to the physics of compact star interiors [2]. Since calculations of the energy gap of quark pairing predict a value ~ 100 MeV and corresponding critical temperatures for the phase transition to the superconducting state are expected to follow the BCS relation $T_c \approx 0.57 \Delta$, the question arises whether diquark condensation can lead to remarkable effects on the structure and evolution of compact objects. If positively answered, color superconductivity of quark matter could provide signatures for the detection of a deconfined phase in the interior of compact objects (pulsars, Low-mass X-ray binaries) via observations.

Diquarks gained popularity in astrophysics about a decade ago, when they were suggested to influence the supernova collapse and "bounce" [3,4,5,6,7], and to enhance the neutrino cooling of quark-stars. The latter effect is now subject to much research within improved scenarios Refs. [8,9,10] Possible consequences for the magnetic field and glitch-type phenomena are discussed in [11,12,13].

Hong, Hsu and Sannino have conjectured [14] that the release of binding energy due to Cooper pairing of quarks in the course of protoneutron star evolution could provide an explanation for the unknown source of energy in supernovae, hypernovae or gamma-ray bursts, see also [15]. Their estimate of energy release was based on the simple formula

$$E \approx \frac{1}{2} M c^2 \approx 10^{53} \text{ erg} ; \quad (1)$$

which did not take into account the change in the gravitational binding energy due to the change in the structure of the stars quark core. In the present work we will reinvestigate the question of a possible binding energy release due to a color superconductivity transition by taking into account changes in the equation of state (EoS) and the configuration of the quark star selfconsistently.

As a first step in this direction we will discuss here the two flavor color superconducting (2SC) quark matter phase which occurs at lower baryon densities than the color-flavor-locked (CFL) one, see [16,17]. We will investigate the influence of the form factor of the interaction on the phase diagram and the EoS of dense quark matter under the conditions of charge neutrality and isospin asymmetry due to β -equilibrium relevant for compact stars.

Finally we consider the question whether the effect of diquark condensation which occurs in the earlier stages of the compact star evolution ($t \lesssim 100$ s)

[10,18] at temperatures $T = T_c = 20 - 50 \text{ MeV}$ can be considered as an engine for explosive astrophysical phenomena like supernova explosions due to the release of a binding energy of about $10^{52} - 10^{53} \text{ erg}$, as has been suggested before [14,15].

2 Thermodynamical potential for asymmetric 2SC quark matter

We consider a nonlocal chiral quark model described by the effective action

$$S[\psi; \bar{\psi}] = \sum_{\mathbf{p}} (\bar{\psi} \hat{m} \psi) + S_{qq}[\psi; \bar{\psi}] + S_{\bar{q}q}[\bar{\psi}; \psi]; \quad (2)$$

$$S_{qq}[\psi; \bar{\psi}] = G_1 \sum_{\mathbf{p}} \sum_{\mathbf{p}'} (\bar{\psi}(\mathbf{p})) (\bar{\psi}(\mathbf{p}')) + (\bar{\psi}(\mathbf{p})) (\bar{\psi}(\mathbf{p}')) \psi(\mathbf{p}') \psi(\mathbf{p}); \quad (3)$$

$$S_{\bar{q}q}[\bar{\psi}; \psi] = G_2 \sum_{\mathbf{p}} \sum_{\mathbf{p}'} (\bar{\psi}(\mathbf{p})) (\bar{\psi}(\mathbf{p}')) C (\psi(\mathbf{p})) (\psi(\mathbf{p}')) \psi(\mathbf{p}') \psi(\mathbf{p}'); \quad (4)$$

which generalizes the approach of Ref. [19] by including the scalar diquark pairing interaction channel with a coupling strength G_2 . Here, the matrix $C = i\gamma_0\gamma_2$ is the charge conjugation matrix operator for fermions, the matrices γ_2 and γ_5 are Pauli and Gell-Mann matrices acting in the SU(2) flavor and SU(3) color spaces, respectively; \hat{m} is the diagonal current quark mass matrix $\hat{m} = \text{diag}(m_u; m_d)$. The function $g(p)$ is the form factor of the separable four-fermion interaction which in the present work is assumed to be instantaneous, so that it depends on the modulus of the three-momentum. After bosonization and integrating out the quark fields, the mean field approximation introduces the following order parameters: the diquark gap Δ , which can be seen as the gain in energy due to diquark condensation, and the mass gaps m_u, m_d , which indicate chiral symmetry breaking. The grand canonical thermodynamical potential per volume can be obtained as

$$\Omega_q(u; d; \mu; \mu; T) = - \frac{1}{V} \sum_{\mathbf{n}} \int \frac{d^3p}{(2\pi)^3} \frac{1}{2} \text{Tr} \ln \left[\frac{1}{T} \mathcal{S}^{-1}(i!_n; \mathbf{p}) \right] + \frac{m_u^2}{8G_1} + \frac{m_d^2}{8G_1} + \frac{\Delta^2}{4G_2}; \quad (5)$$

where $!_n = (2n+1)T$ are Matsubara frequencies for fermions and the chemical potential matrix $\hat{\mu} = \text{diag}(\mu_u; \mu_d)$ as well as the dynamical quark mass matrix $\hat{M} = \text{diag}(m_u + \Delta; m_d + \Delta)$ are included into the definition

of the inverse quark propagator

$$S^{-1}(p_0; \mathbf{p}) = \begin{pmatrix} 0 & 1 \\ \hat{\mathbf{p}} \cdot \hat{\mathbf{M}} & \hat{0} \end{pmatrix} + \frac{5}{2} g(\mathbf{p}) \begin{pmatrix} 2g(\mathbf{p}) & \hat{\mathbf{p}} \cdot \hat{\mathbf{M}} + \hat{0} \end{pmatrix} \quad (6)$$

The trace operations in the bispinor, flavor and color spaces as well as the Matsubara summations can be performed with the following result for the thermodynamical potential of asymmetric quark matter

$$\begin{aligned} q(u; d; i; u; d; T) = & \frac{\frac{1}{2}u^2 + \frac{1}{2}d^2}{8G_1} + \frac{1}{4G_2} \int_0^\Lambda \frac{q^2 dq}{2^2} (N_c - 2) (E_u + E_d \\ & + T \ln 1 + \exp \frac{E_u}{T}) + T \ln 1 + \exp \frac{E_d}{T} \\ & + T \ln 1 + \exp \frac{E_u + u}{T} + T \ln 1 + \exp \frac{E_d + d}{T} \\ & + 4 \int_0^\Lambda \frac{q^2 dq}{2^2} (E_u + E_{u+} + E_d + E_{d+}) = 2 \\ & + T \ln 1 + \exp \frac{E_u}{T} + T \ln 1 + \exp \frac{E_d}{T} \\ & + T \ln 1 + \exp \frac{E_{u+}}{T} + T \ln 1 + \exp \frac{E_{d+}}{T} \quad \text{vac}_q : \end{aligned} \quad (7)$$

For nonvanishing u, d in Eq. (7) the color symmetry is broken. Two of the three quark color degrees of freedom are coupled to bosonic Cooperpairs in the color antitriplet state which can form a Bose condensate. The dispersion relation for quarks of these colors contains the diquark gap and becomes

$$E_f^2 = (E_f - \Delta_f)^2 + \frac{1}{2} g^2(q); \quad (8)$$

whereas for quarks of the remaining third color there is no pairing gap in their dispersion relation which reads

$$E_f = \sqrt{q^2 + (m_f + \Delta_f g(q))^2}; \quad (9)$$

In thermalequilibrium for a fixed set of thermodynamical variables $f_u; d; T; g$, thermodynamical potential shall attain a global minimum with respect to all its order parameters. In the corresponding state the gap equations for the order parameters are fulfilled. However the opposite is not always true. Satisfying the gap equations is a necessary, but not sufficient for the thermodynamical equilibrium.

In the expression (7), we subtract the term μ_q^{vac} in order to define the thermodynamical potential such that the vacuum pressure vanishes,

$$P_q(0;0;0) = 0 : \quad (10)$$

On the mean-field level the present approach is equivalent to a flavor-asymmetric generalization of the instanton-motivated model of Ref. [20] for two-flavor color superconductivity (2SC).

From BCS theory it is known, that in order to form Cooper pairs at $T = 0$ in a dense Fermi system, the difference in the chemical potentials of the Fermions to be paired should not exceed the size of the gap. As previous calculations within this type of models have shown [20], there is a critical chemical potential for the occurrence of quark matter $\mu_f \approx 300$ MeV and values of the gap of the order $\Delta \approx 150$ MeV have been found. Therefore it is natural to consider the problem of color superconducting (2SC) phase with the assumption, that quark matter is symmetric or very close to be symmetric ($\mu_u \approx \mu_d$). In the present work we follow the generalization of the approach [20] to the grand canonical thermodynamical potential for the case of isospin asymmetry between u and d quarks which has been given in [21].

Instead of the chemical potentials μ_u, μ_d of u and d quarks, one can use [21] combinations of those such, that in Gibbs potential the $\mu_q = (\mu_u + \mu_d)/2$ will be coupled with quark number density, and $\mu_I = (\mu_u - \mu_d)/2$ with the amount of isospin (a)symmetry. Indeed the corresponding densities one can derive from thermodynamical potential by $n_q = n_u + n_d = -\partial \Omega_q / \partial \mu_q$, $n_I = n_u - n_d = -\partial \Omega_q / \partial \mu_I$.

Now, considering $\mu_I = 0$ condition in the density domain relevant for our discussions, one can approximate the expression (7). Under this condition the assumption, that the chiral gaps of both flavors are equal $\mu_u = \mu_d = \mu$ is also valid. So, one can rewrite the thermodynamical potential for these assumptions in the above introduced notations [22]

$$\begin{aligned} \Omega_q(\mu; \mu; \mu_q; \mu_I; T) = & \frac{\mu^2}{4G_1} + \frac{\mu^2}{4G_2} - \int_0^\Lambda \frac{q^2 dq}{2\pi^2} (N_c - 2) 2E \\ & + T \ln 1 + \exp \left(-\frac{E_q + \mu_I}{T} \right) + T \ln 1 + \exp \left(-\frac{E_q + \mu_I}{T} \right) \\ & + T \ln 1 + \exp \left(-\frac{E_q + \mu_I}{T} \right) + T \ln 1 + \exp \left(-\frac{E_q + \mu_I}{T} \right) \\ & - \int_0^\Lambda \frac{q^2 dq}{2\pi^2} E_+ + E_- \end{aligned}$$

$$\begin{aligned}
& + T \ln 1 + \exp \left(-\frac{E_- + I}{T} \right) + T \ln 1 + \exp \left(-\frac{E_+ + I}{T} \right) \\
& + T \ln 1 + \exp \left(-\frac{E_- + I}{T} \right) + T \ln 1 + \exp \left(-\frac{E_+ + I}{T} \right) \quad (11) \\
& \text{vac} :
\end{aligned}$$

The number of color degrees of freedom in our model is fixed to be $N_c = 3$. Only the coupling constant G_1 is considered to be a free parameter of the model, the $G_2 = G_1 N_c = (2N_c - 2)$. The choice of these constants is motivated similar to the Ref. [20].

The dispersion relation $E_q = \sqrt{q^2 + (m + g(q))^2}$ holds for unpaired quarks also in color symmetry broken 2SC phase. The quarks with gapped colors are paired in diquarks and have a modified dispersion relation

$$E_q = (E_q^{\text{vac}})^2 \left(1 + \frac{g^2(q)}{(E_q^{\text{vac}})^2} \right) :$$

Another simplification we use in our calculations is that the constituent quark mass of both flavors we took the same value m_q .

The number densities derived from thermodynamical potential can be expressed in an integral form such that for the total number density we have

$$\begin{aligned}
n_q(q; I; T) = & 2 \int_0^\infty \frac{q^2 dq}{2\pi^2} f(E_q - I; T) + f(E_q + I; T) \\
& f(E_q - I; T) - f(E_q + I; T) \\
& 2 \frac{\partial E_+}{\partial q} ([f(E_+ - I; T) + f(E_+ + I; T) - 1]) \\
& 2 \frac{\partial E_-}{\partial q} ([f(E_- - I; T) + f(E_- + I; T) - 1]) \quad (12)
\end{aligned}$$

and for isospin number density

$$\begin{aligned}
n_I(q; I; T) = & 2 \int_0^\infty \frac{q^2 dq}{2\pi^2} f(E_q - I; T) - f(E_q + I; T) \\
& + f(E_q - I; T) - f(E_q + I; T) \\
& + 2 [f(E_+ - I; T) - f(E_+ + I; T) \\
& + f(E_- - I; T) - f(E_- + I; T)] g; \quad (13)
\end{aligned}$$

where

$$f(E; T) = \frac{1}{1 + \exp \left(\frac{E - \mu_q}{T} \right)} \quad (14)$$

is the Fermi distribution function and the derivatives are given by $\partial E = \partial \mu_q = \partial \mu_I = E$.

Using the expressions for entropy $s = -\partial \Omega / \partial T$ and the thermodynamical identity $P + \Omega = sT + \mu_q n_q + \mu_I n_I$ the EoS for the energy density as a function of temperature and chemical potentials can be written in an integral representation

$$\begin{aligned} \Omega(\mu_q, \mu_I; T) = & 2 \int_0^\infty \frac{q^2 dq}{2\pi^2} f(E) [f(E - \mu_q - \mu_I; T) + f(E - \mu_q + \mu_I; T) \\ & + f(E + \mu_q - \mu_I; T) + f(E + \mu_q + \mu_I; T) - 2] \\ & + 2 \int_0^\infty \frac{q^2 dq}{2\pi^2} \frac{\partial E}{\partial \mu_q} [f(E - \mu_q - \mu_I; T) + f(E - \mu_q + \mu_I; T) - 1] \\ & + 2 \int_0^\infty \frac{q^2 dq}{2\pi^2} \frac{\partial E}{\partial \mu_I} [f(E - \mu_q - \mu_I; T) + f(E - \mu_q + \mu_I; T) - 1] \\ & + \frac{2}{4 G_1} + \frac{2}{4 G_2} + \epsilon_{\text{vac}} \quad (15) \end{aligned}$$

In the next sections we will apply this model for the construction of the EoS for stellar matter in β -equilibrium.

3 EoS for 2SC quark matter in β -equilibrium

We consider stellar matter in the quark core of compact stars consisting of electrons in chemical equilibrium with up and down quarks $\mu_d = \mu_u + \mu_e$, where μ_e is the chemical potential of electrons. The thermodynamical potential of such matter is

$$\Omega(\mu_u, \mu_d, \mu_e; T) = \Omega(\mu_u, \mu_d; T) + \Omega_e(\mu_e; T); \quad (16)$$

with the thermodynamical potential of ultrarelativistic electrons

$$\Omega_e(\mu_e; T) = \frac{1}{12\pi^2} \mu_e^4 - \frac{1}{6} \mu_e^2 T^2 - \frac{7}{180} T^4; \quad (17)$$

The number density of electrons is defined as $n_e = \frac{1}{3} \mu_e$.

The condition of local charge neutrality

$$\frac{2}{3}n_u - \frac{1}{3}n_d - n_e = 0; \quad (18)$$

in the new notation reads

$$n_q + 3n_I - 6n_e = 0; \quad (19)$$

In our model we assume the neutrino chemical potential to be zero, which corresponds to a scenario where the neutrinos (and/or antineutrinos) leave the star as soon as they are created. The limits of such an approximation could be based on the calculations for the case of trapping of neutrinos in the hot stars medium [16]. For possible consequences of antineutrino trapping on hot quark star evolution, see [23].

In Ref. [21] it is shown that at given μ_q the diquark gap is independent of the isospin chemical potential for $\mu_I(\mu_q) < \mu_{Ic}(\mu_q)$, otherwise vanishes. Increase of isospin asymmetry forces the system to pass a first order phase transition by tunneling through a barrier in the thermodynamical potential (16).

Using this property we choose the absolute minimum of the thermodynamical potential (16) between two μ -equilibrium states, one with and one without condensate.

In concluding this section we would like to comment on the order of the color superconductivity phase transition within above approach: 1) the phase transition to color superconducting phase coming from the hot normal state of matter by cooling the system occurs as a second order phase transition without a jump of concentrations, 2) the phase transition from an isospin asymmetric matter state to a superconduction one by decreasing the asymmetry is of first order and jumps in the densities (in particular in the electron fraction) occur.

4 Results of model calculations

4.1 EoS of quark matter in 2SC phase for finite temperature

Since the solutions of the gap equations, which minimize the thermodynamical potential in the space of order parameters $(\Delta; \mu_I)$ are independent of the electron fraction, for the definition of the gaps and the absolute minimum of

from (16) in case of β -equilibrium we compare two quark-electron systems one with and the other without diquark condensate requiring the charge neutrality condition as a constraint for the minimization procedure. The calculations for the gaps has been performed and the results are shown in Figs. 1 and 2.

For the comparison of the effects of the quark interaction form factors on the EoS in our calculations we use the Gaussian (G), Lorentzian (L) and cutoff (NJL) type form factors defined as

$$g_L(q) = [1 + (q^2 - \Lambda^2)^2]^{-1}; \quad \Lambda > 1; \quad (20)$$

$$g_G(q) = \exp(-q^2/\Lambda_G^2); \quad (21)$$

$$g_{NJL}(q) = (1 - q^2/\Lambda_{NJL}^2) : \quad (22)$$

The Lorentzian (L) momentum distribution can interpolate between a soft (Gaussian-type, $\Lambda^2 = 2$) and a hard cutoff (NJL, $\Lambda^2 > 30$) depending on the parameter Λ .

We will employ parameterizations of the nonlocal quark model which reproduce pion properties: mass $m_\pi = 140$ MeV, decay constant $f_\pi = 93$ MeV and which have the same quark mass gap ($T = 0; \mu = 0$) = 330 MeV in the vacuum. The results for the parameterization are taken from [19], see Tab.1.

In Fig. 1 we show the solutions for chiral gap and diquark gap and isospin chemical potential in β -equilibrium for the Gaussian model form factor in the chiral limit and for finite current quark mass $m_0 = 2.41$ MeV at different temperatures $T = 0; 20; 40$ MeV. The result shows, that the diquark gap is not sensitive to the presence of the current quark mass. This is true for all form factors of Eqs. (20)–(22).

In Fig. 2 we display the solutions of the chiral gap, diquark gap and isospin chemical potential in β -equilibrium for different form factors at $T = 0$. For the densities relevant for stable star configurations $\mu_q \approx 450$ MeV the isospin chemical potential remains subcritical $|j_I| < |j_{Ic}|$ so that diquark gap remains unaffected by the constraint of β -equilibrium with electrons. The result shows that the maximal value of the diquark gap $\Delta \approx 150$ MeV does not depend sensitively on changes of the form factor.

However, the choice of the form factor influences on the critical value of the phase transition as displayed in the quark matter phase diagram ($\mu_q - T$ plane) of Fig. 3. Comparison shows the following correlation: the softer the drop of the form factor in momentum space the lower the critical values (T_c and μ_c) of the chiral symmetry restoration and diquark condensation. The numerical results for the critical chemical potentials at $T = 0$ are summarized in Tab.1 for the different form factors.

In the inset of Fig. 3, we demonstrate on the example of the Gaussian model form factor that the nonlocal generalization of the BCS relation between the pairing gap at zero temperature and critical temperature of the superconducting phase transition $T_c \approx 0.57 \Delta(0)$ is satisfactorily fulfilled in the domain of the phase diagram which is relevant for applications in compact stars.

In Fig. 4 we show the resulting equation of state (EoS) for quark matter in the form of pressure versus energy density at given temperature, i.e. the isotherms at $T = 0; 20; 40; 50$ MeV. The calculations are done for the Gaussian model form factor. The inset displays the defect of noncondensing quark models that at nonzero temperature quasifree quarks give a contribution to the pressure at low energy densities. Therefore in Fig. 4 we have zoomed in the physical region of the energy densities $\epsilon = 300 - 1100$ MeV/fm³.

The isotherm with $T = 20$ MeV demonstrates how the diquark condensation influences on the EoS. At lower energy densities the isotherm is asymptotically close to the normal matter case ($T = 0$ and $\mu = 0$) and at higher densities it approaches the ($T = 0$) isotherm with nonvanishing diquark condensate. This behavior corresponds to a softening of the EoS due to diquark condensation.

Since at nonzero temperatures the mass gap decreases as a function of the chemical potential already in the phase with broken chiral symmetry the model gives here unphysical lower density excitations of quasi-free quarks. A systematic improvement of this situation should be obtained by including the phase transition construction to hadronic matter. However, in the present work we circumvent the condensation problem by considering the quark matter phase only for densities above the nuclear saturation density n_0 , i.e. $n_q > 0.5$ fm⁻³ = $3 n_0$.

In contrast to the bag model, where the energy density - pressure relation is independent of the temperature (see [24] and references therein) in our case the pressure increases with temperature for given energy density, see Fig. 4.

4.2 Configurations of hot quark stars

In order to investigate the effect of diquark condensation on the total energy of a quark star and to decide whether the corresponding phase transition could serve as an engine for explosive phenomena like supernovae and gamma ray bursts, we compare configurations with color superconductivity (CS) and without. The CS transition can occur during the cooling evolution of a hot protoneutron star [10]. Let us suppose that the approximation of an isothermal temperature distribution [27] in the star interior is sufficient for our estimate

of the mass defect ².

The spherically symmetric, stationary star configurations are defined by the well known Tolman-Oppenheimer-Volkoff equations [25] for the mechanical equilibrium of self-gravitating matter (see also [24,26])

$$\frac{dP(r)}{dr} = - \frac{[\rho(r) + P(r)][m(r) + 4\pi r^3 P(r)]}{r[r - 2m(r)]}; \quad (23)$$

where $\rho(r)$ is the energy density and $P(r)$ the pressure at the distance r from the center of the star. The mass enclosed in a sphere with radius r is defined by

$$m(r) = 4\pi \int_0^r \rho(r') r'^2 dr' : \quad (24)$$

These equations are solved with the boundary condition of a given central quark number density $n_q(0)$ defining a configuration. In Fig. 6 we show the results for the dependence of the masses on the central energy density as well as on the radius of the configurations. Stable configurations correspond to the rising branch on the mass-central density plane. In Tab. 2 we give for a fixed temperature the values of maximal possible mass together with the corresponding radius and central quark number density. For comparison, we have included a $T = 0$ configuration for which the diquark condensate has been switched off.

Since in our calculations we do not consider the existence of a possible hadronic shell of the star the quark number density is cut off at the value $n_q = 0.5 \text{ fm}^{-3}$ where the transition to the vacuum with broken chiral symmetry occurs, see Fig 5. With this condition we define the radius of the quark core R . The total mass M of the object is defined by the sphere with that radius $M = m(R)$. It is easy to see from that Figure that temperature plays no role for the mechanical equilibrium of the quark core close to the center of configuration due to its high density. It has an influence, however, on the peripheral region and changes the total mass for a given central density, see Figs. 6, 7.

For the discussion of evolutionary variations of the internal structure during the cooling it is important to take into account the conservation of the total baryon mass of the star. Therefore, one has to compare configurations with different central densities, see Fig. 7. The total mass and the radius are sensitive to both the existence of diquark condensation and temperature variations. It is remarkable that the change in the total baryon number is even larger than that

² For a discussion of isentropic hot quark star configurations, see [24].

in the mass for configurations with the same central densities. Therefore the total mass defect due to diquark condensation is negative when we consider the evolution of a cooling star in Fig. 7. This calculation of the mass defect shows that the naive estimate of binding energy $M c^2 - (=)^2 M c^2 / 10^{53}$ erg due to diquark condensation made in [14] is not applicable for compact stars where General Relativity effects due to the pressure and density distributions play an important role.

We have shown that the energy loss during the cooling evolution of the star corresponds to its thermal energy, i.e. $\sim 0.1 M c^2$. Contrary to naive estimates the CS transition even lowers this value by about 10%, see Fig. 7. Furthermore, we want to point out that the diquark condensation transition during the cooling evolution is of second order so that no explosive release of energy is expected.

5 Conclusion

We have investigated the influence of the diquark condensation on the thermodynamics of the quark matter under the conditions of β -equilibrium and charge neutrality relevant for the discussion of compact stars. The EoS has been derived for a nonlocal chiral quark model in the mean field approximation, and the influence of different form factors (Gaussian, Lorentzian, NJL) has been studied. We have shown that the smoothness of the interaction changes the critical temperatures and chemical potentials for the onset of the phase transition to lower values.

The phase transition to color superconducting quark matter from the lower density regions at small temperatures ($T < 5 - 10$ MeV) is of first order, while the melting of the diquark condensate and the corresponding transition to normal quark matter at high temperatures is of second order. The presence of flavor asymmetry due to β -equilibrium in quark matter does not destroy the diquark condensate since the electron fraction $n_e = n_{\text{total}} < 0.01$ is too small. The masses of the quark core configurations could be up to $1.7 M_{\text{sun}}$ and the radii could be up to 11 km.

Due to diquark condensation the EoS becomes more softer which leads to the reduction of the maximum mass of the quark star configuration in comparison to the case without diquark condensation. For finite temperatures the masses are smaller than at $T = 0$, which is opposite to the effect of finite temperature on the quark star in the bag model. For asymptotically high temperatures and densities the EoS behaves like a relativistic ideal gas where the pressure versus energy density relation is temperature independent. In contrast to the bag model where this behavior occurs immediately after the deconfinement

transition, our model EoS has a temperature dependent $P(\rho)$ relation.

The mass defect of about $0.1 M_\odot$ which occurs in the cooling of a hot configuration being made of normal quark matter to a cold one with diquark condensate is mainly determined by the change of the configuration due to changes in the EoS. Cooling the star without diquark condensation results even in a lowering of the mass defect contrary to naive expectations.

For a more complete discussion of the thermodynamical properties of quark matter with possible color superconducting phases and its applications to compact stars one should also consider the 3-flavor models where the CFL phase could be realized at high densities in the very inner core of the compact star. For lower densities, the hadronization should be taken into account which will improve the calculations of the compact stars periphery. For a realistic calculation of the cooling evolution one has to start from isentropic initial temperature profiles, which will have an influence on the definition of the mass defect.

Acknowledgements

The authors are grateful to D. N. Aguilera for discussions and careful reading of the manuscript. H. G. acknowledges support by DFG under grant No. 436 ARM 17/5/01.

References

- [1] K. Rajagopal and F. Wilczek, In *Shifman, M. (ed.): At the frontier of particle physics, 3 (2000) 2061; [arXiv:hep-ph/0011333.]
- [2] D. Blaschke, N. K. Glendenning and A. Sedrakian (Eds.), Physics of Neutron Star Interiors, Springer Lect. Notes Phys. 578 (2001).
- [3] S. Fredriksson, in Workshop on Diquarks, Eds. M. Anselmino and E. Predazzi (World Scientific, Singapore, 1989) 22.
- [4] D. Kastor and J. Traschen, Phys. Rev. D 44 (1991) 3791.
- [5] J. E. Horvath, O. G. Benvenuto and H. Vucetich, Phys. Rev. D 44 (1991) 3797.
- [6] J. E. Horvath, J. A. de Freitas Pacheco and J. C. de Araujo, Phys. Rev. D 46 (1992) 4754.
- [7] P. Sahu, Int. J. Mod. Phys. E 2, 647 (1993).
- [8] D. Blaschke, T. Klahn and D. N. Voskresensky, Astrophys. J. 533 (2000) 406; [arXiv:astro-ph/9908334].

- [9] D . P age, M . P rakash, J . M . Lattin er and A . Steiner, Phys. Rev. Lett. 85 (2000) 2048; [arX iv hep-ph/0005094].
- [10] D . B laschke, H . G rigorian and D . N . Voskresensky, Astron. Astrophys. 368 (2001) 561; [arX iv astro-ph/0009120];
H . G rigorian, D . B laschke and D . N . Voskresensky, in preparation.
- [11] D . B laschke, D . M . Sedrakian and K . M . Shahabasyan, Astron. Astrophys. 350 (1999) L47; [arX iv astro-ph/9904395].
- [12] D . M . Sedrakian, D . B laschke, K . M . Shahabasyan and D . N . Voskresensky, Astro z. 44 (2001) 443; [arX iv hep-ph/0012383].
- [13] K . Iida and G . Baym , Phys. Rev. D 66 (2002) 014015; [arX iv hep-ph/0204124].
- [14] D . K . Hong, S . D . Hsu and F . Sannino, Phys. Lett. B 516 (2001) 362; [arX iv hep-ph/0107017].
- [15] R . O uyed, eConf C 010815 (2002) 209.
- [16] A . W . Steiner, S . Reddy and M . P rakash, arX iv hep-ph/0205201.
- [17] F . Neum ann, M . Buballa and M . O ertel, arX iv hep-ph/0210078.
- [18] G . W . Carter and S . Reddy, Phys. Rev. D 62 (2000) 103002;
P . Jaikum ar and M . P rakash, Phys. Lett. B 516 (2001) 345.
- [19] S . Schm idt, D . B laschke and Yu . K alinovskiy, Phys. Rev. C 50 (1994) 435.
- [20] J . B erges and K . R a jagopal, Nucl. Phys. B 538 (1999) 215.
- [21] O . K iriyam a, S . Yasui and H . Toki, Int. J. Mod. Phys. E 10 (2002) 501.
- [22] D . B laschke, S . Fredriksson and A . O ztas, Nordita August 2001; [arX iv astro-ph/0111587].
- [23] D . N . A guilera, D . B laschke and H . G rigorian, arX iv astro-ph/0212237.
- [24] D . B laschke, H . G rigorian, G . Poghosyan, C . D . Roberts and S . M . Schm idt, Phys. Lett. B 450 (1999) 207 [arX iv nucl-th/9801060].
- [25] J . R . O ppenheim er and G . Volko , Phys. Rev. 55, (1939) 377.
- [26] N . K . G lendenn ing, Compact Stars (Springer, New York & London, 2000).
- [27] C . K ettner, F . W eber, M . K . W eigel and N . K . G lendenn ing, Phys. Rev. D 51 (1995) 1440.

| Form factor | G_1 | G_2 | m | $\mu_c(T=0)$ |
|-----------------|--------|-------|-------|--------------|
| | [GeV] | | [MeV] | [MeV] |
| Gaussian | 1.0250 | 3.761 | 2.41 | 320 |
| Lorentzian = 2 | 0.8937 | 2.436 | 2.34 | 345 |
| Lorentzian = 10 | 0.9180 | 2.118 | 4.60 | 350 |
| NJL | 0.9000 | 1.944 | 5.10 | 360 |

Table 1

Parameters for the different form factors and critical chemical potentials for the onset of diquark condensation at $T = 0$.

| T | CS | M_{max} | R | $n_q(0)$ |
|-------|-----|-----------|-------|-----------|
| [MeV] | | [M] | [km] | [n_0] |
| 0 | yes | 1.712 | 9.98 | 20.14 |
| 0 | no | 1.784 | 10.70 | 20.14 |
| 20 | yes | 1.64 | 10.3 | 21.59 |
| 40 | no | 1.628 | 9.91 | 20.52 |

Table 2

Maximum possible masses of quark configurations, corresponding radii and central quark densities for different temperatures.

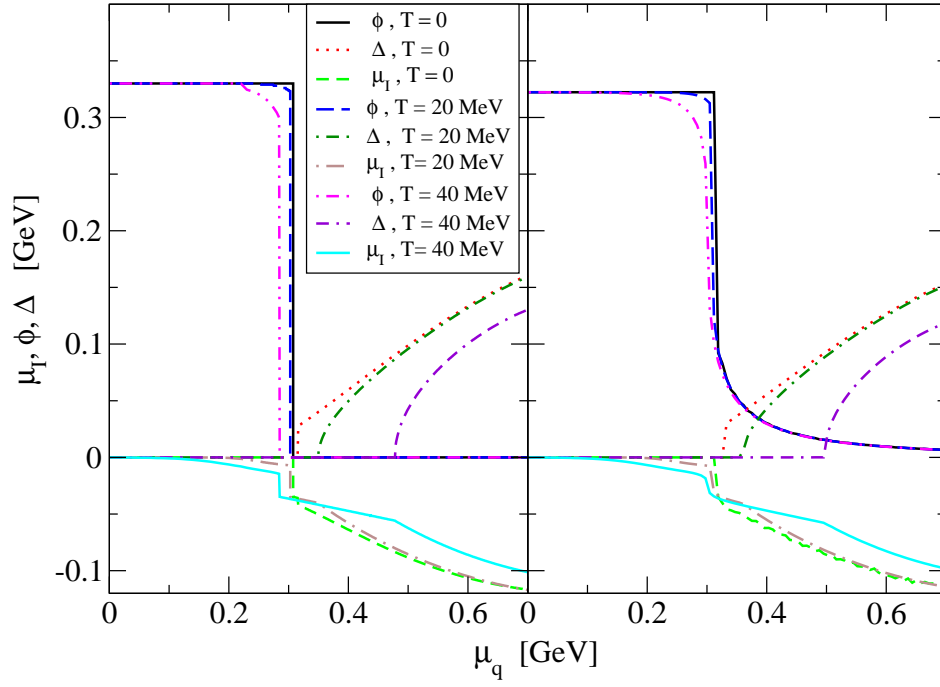


Fig.1. Solutions of the chiral gap ϕ , diquark gap Δ and isospin chemical potential in μ -equilibrium for the Gaussian model form factor in the chiral limit (left panel) and for finite current quark mass $m_0 = 2.41 \text{ MeV}$ (right panel) at different temperatures $T = 0; 20; 40 \text{ MeV}$.

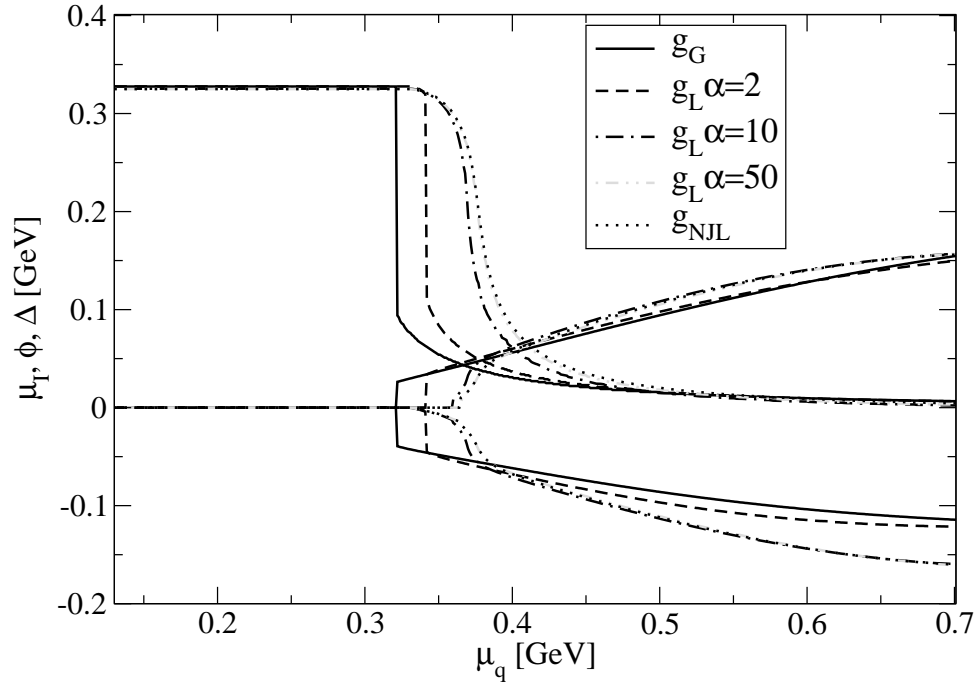


Fig. 2. Solutions of the chiral gap ϕ , diquark gap Δ and isospin chemical potential μ_l in β -equilibrium for different form factors at $T = 0$.

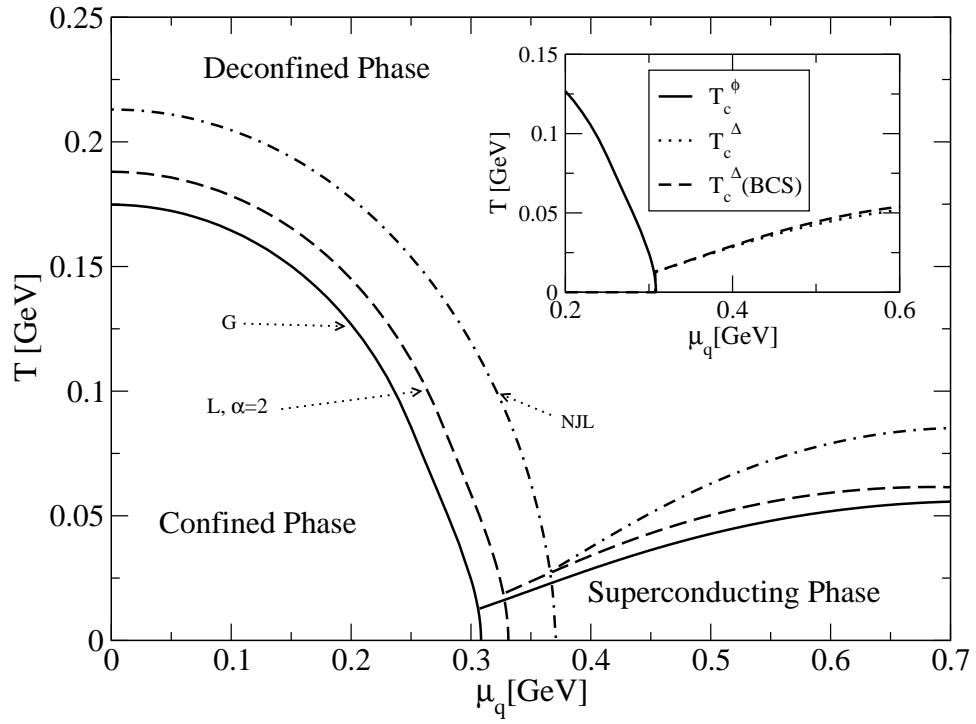


Fig. 3. Phase diagrams for different form factors: Gaussian (solid lines), Lorentzian $\alpha = 2$ (dashed lines) and NJL (dash-dotted). In the upper panel the comparison with the BCS formula for $T_c = 0.57$ ($T = 0$; $g(q)$ is shown for the Gaussian model.

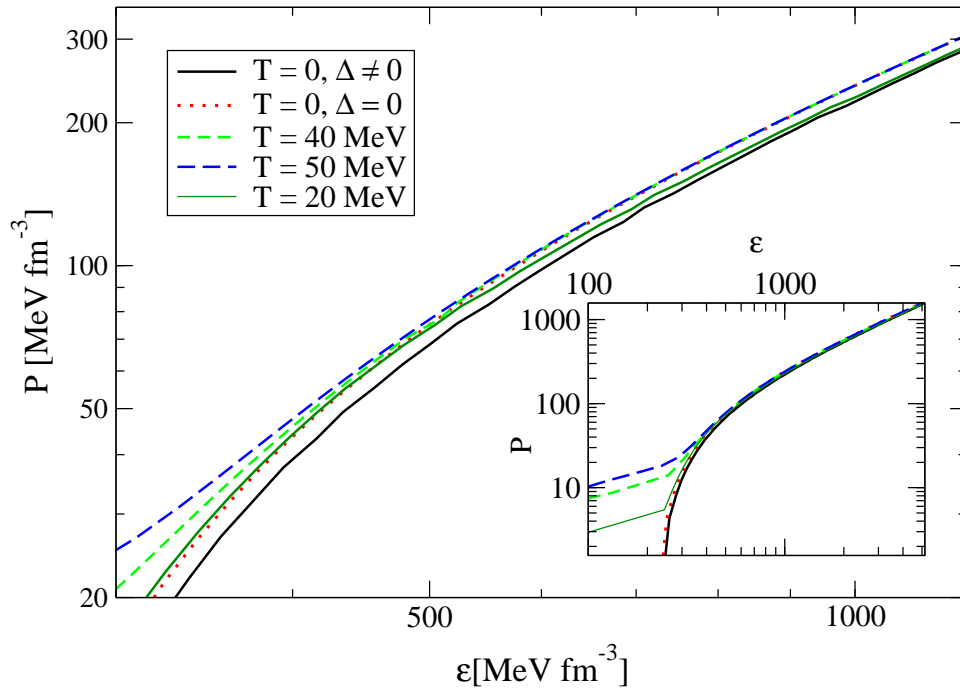


Fig. 4. Dependence of the pressure on the energy density of quark matter for the Gaussian form factor model for different temperatures $T = 0; 20; 40; 50 \text{ MeV}$. To demonstrate the effect of the softening of the EoS due to diquark condensation, we show the $T = 0$ result for both $\Delta \neq 0$ (solid line) and $\Delta = 0$ (dotted line).

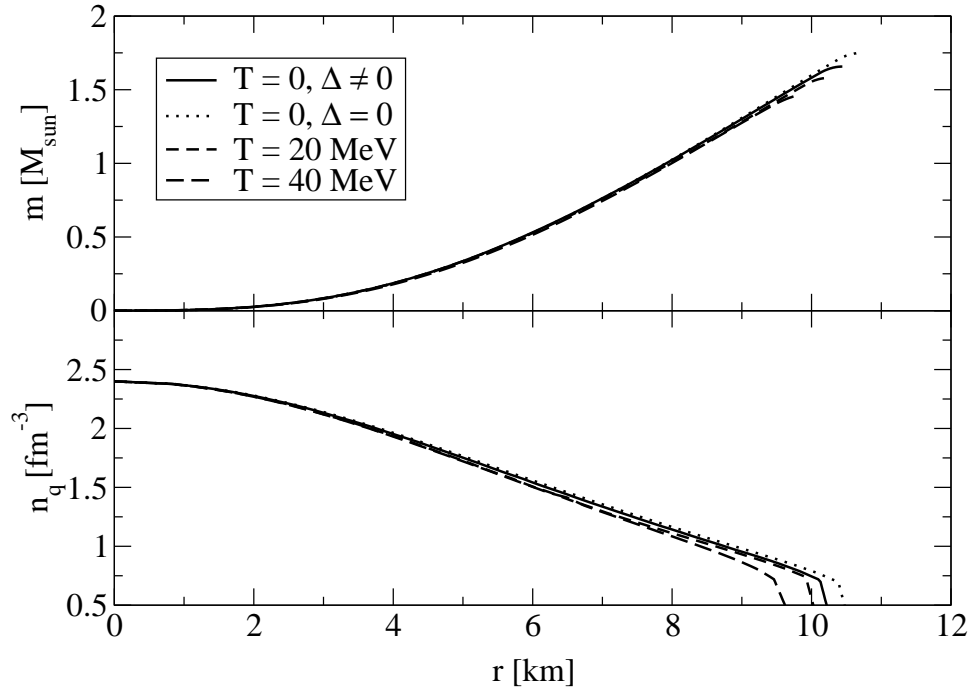


Fig. 5. Matter distribution inside the quark star (lower panel) and accumulated mass (upper panel) for the quark stars with the same central baryon density $n_q(0) = 15 n_0$ and cut on $n_q(R) = 0.5 \text{ fm}^{-3}$, for different temperatures.

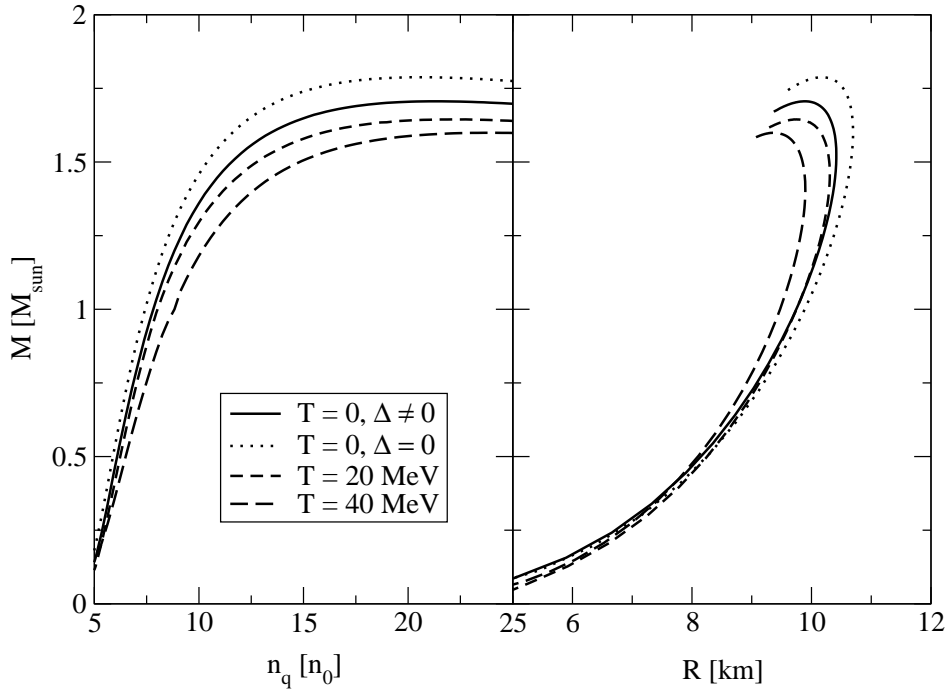


Fig. 6. Stable configurations of quark stars (Gaussian model) for different temperatures $T = 0; 20; 40$ MeV. Mass as a function of central density (left panel) and of the radius (right panel).

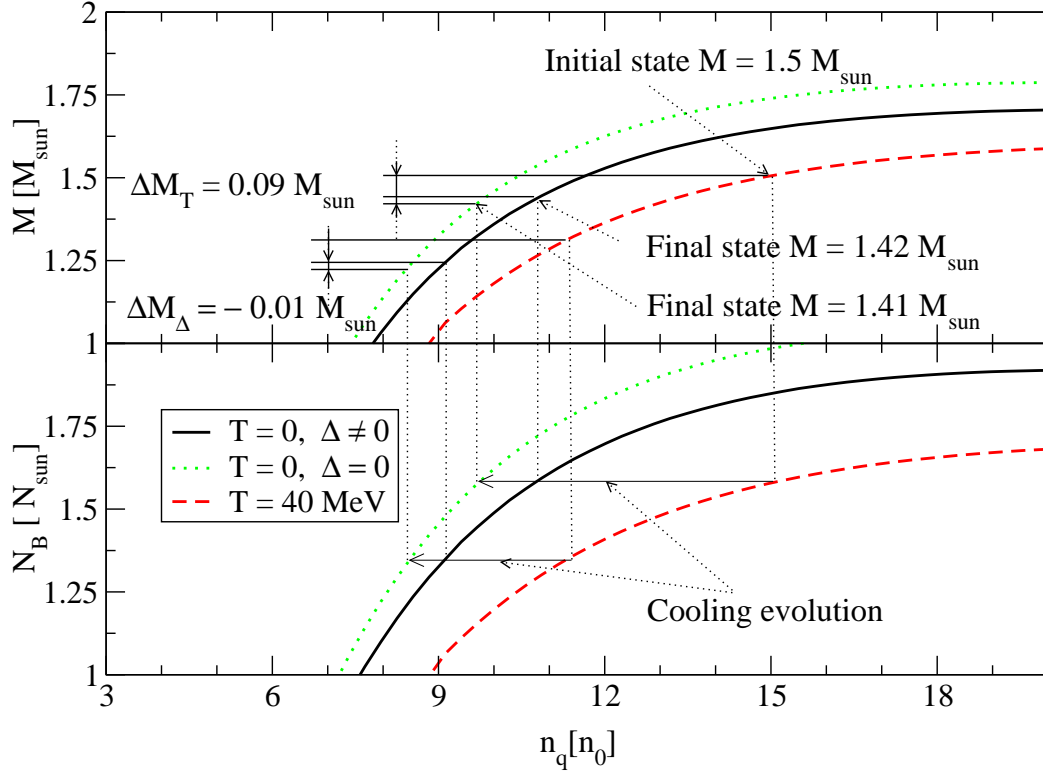


Fig. 7. Quark star configurations with diquark condensation at zero temperature (full lines), at $T = 40 \text{ MeV}$ (dashed lines) and without diquark condensation at $T = 0$ (dotted lines). When a quark star with mass $M = 1.5 M_{\text{sun}}$ cools down from $T = 40 \text{ MeV}$ to $T = 0$ at fixed baryon number the mass defect is $\Delta M = 0.08 M_{\text{sun}}$ in case with diquark condensation and it is $\Delta M = 0.09 M_{\text{sun}}$ when quark matter remains normal.