

Transverse Mass Distribution Characteristics of π^0 Production in ^{208}Pb -induced Reactions and the Combinational Approach

Bhaskar De* and S. Bhattacharyya[†]

Physics and Applied Mathematics Unit(PAMU),
Indian Statistical Institute, Kolkata - 700108, India.

Abstract

The nature of invariant cross-sections and multiplicities in some ^{208}Pb -induced reactions and some important ratio-behaviours of the invariant multiplicities for various centralities of the collision will here be dealt with in the light of a combinational approach which has been built up in the recent past by the present authors. Next, the results would be compared with the outcome of the some of the simulation-based standard models for multiple production in nuclear collisions at high energies. Finally, the implications of all this would be discussed.

Keywords : Particle and Resonance Production, Relativistic Heavy Ion Collision, Inclusive Cross Section.

PACS Nos. : 25.75.Dw, 25.75.-q, 13.60.Hb.

*e-mail: bhaskar_r@isical.ac.in

[†]e-mail: bsubrata@isical.ac.in (Communicating Author).

1 Introduction

The reasons for interests in the specialized studies in Pb -induced reactions are modestly well-known and are, by now, somewhat commonplace for which we are not going to elaborate on them. In the recent past the WA98 Collaboration[1] presented a detailed study of neutral pion transverse mass spectra in the range $0.5GeV/c^2 \leq m_T - m_0 \leq 4.0GeV/c^2$ and $2.3 \leq y \leq 3.0$ for collisions of $Pb+Pb$ and $Pb+Nb$ at $158A$ GeV for different centralities. Besides, Aggarwal et al (WA98 Collaboration)[1] also pointed out how the data on the ratios of invariant multiplicities in nucleus-nucleus reactions to those in proton-proton reactions diverge from nearly all the important standard versions of multiple production of particles in nucleus-nucleus collisions. Against this perspective, we would try to understand here the reported features of neutral pion production in two lead($A = 208$)-induced reactions at $158A$ GeV and also try to explain the problematical ratios in the light of a combinational approach[2]. The present study is conducted obviously with the clear motivation of testing the newly projected approach for understanding the characteristics of particle production in a few selected heavy ion collisions.

We would concentrate here, in the main, on the following few aspects: (i) the nature of pionic inclusive cross-section, (ii) the property of average transverse momentum, (iii) the qualitative character of the multiplicity-behaviour and of their ratios, (iv) the nature of centrality-dependence of the ratios in the various p_T -intervals. Our results on these observables and the available data would also be compared with some of the most prominent models for multiparticle production in heavy ion collisions. The paper would be organized as follows: The section 2 offers the outline of the model and the sketch of the physical ideas which prompted us to proceed in the stated direction. In section 3 we present the calculational results and their graphical descriptions. The last section is, as usual, for our final comments on what we have done here.

2 The Model: A Sketch

Following the suggestion of Faessler[3] and the work of Peitzmann[4] and also of Schmidt and Schukraft[5], we propose here a generalized empirical relationship between the inclusive cross-section for pion production in nucleon(N)-nucleon(N) collision and that for nucleus(A)-nucleus(A) collision as given below:

$$E \frac{d^3\sigma}{dp^3} (AB \rightarrow \pi X) \sim (A.B)^{\phi(y, p_T)} E \frac{d^3\sigma}{dp^3} (PP \rightarrow \pi X) , \quad (1)$$

where $\phi(y, p_T)$ could be expressed in the factorization form, $\phi(y, p_T) = f(y) g(p_t)$.

While investigating any specific nature of dependence of the two variables (y and p_T), either one of these is assumed to remain constant. In other words, more particularly, if and when the p_t -dependence is studied by experimental groups, the rapidity factor is treated to be constant and the vice-versa. So, the formula turns into

$$E \frac{d^3\sigma}{dp^3} (AB \rightarrow \pi X) \sim (A.B)^{g(p_T)} E \frac{d^3\sigma}{dp^3} (PP \rightarrow \pi X) , \quad (2)$$

The main bulk of work, thus, converges to the making of an appropriate choice of form for

$g(p_T)$. And the necessary choices are to be made on the basis of certain premises and physical considerations which do not violate the canons of high energy particle interactions.

The expression for inclusive cross-section of pions in proton-proton scattering at high energies in Eqn.(2) could be chosen in the form suggested first by Hagedorn[6]:

$$E \frac{d^3\sigma}{dp^3} (PP \rightarrow \pi X) = C_1 \left(1 + \frac{p_T}{p_0} \right)^{-n}, \quad (3)$$

where C_1 is the normalization constant, and p_0 , n are interaction-dependent chosen phenomenological parameters for which the values are to be obtained by the method of fitting.

The final working formula for the nucleus-nucleus collisions is now being proposed here in the form given below:

$$E \frac{d^3\sigma}{dp^3} (AB \rightarrow \pi X) \approx C_2 (A.B)^{(\epsilon + \alpha p_T - \beta p_T^2)} E \frac{d^3\sigma}{dp^3} (PP \rightarrow \pi X), \quad (4)$$

with $g(p_T) = (\epsilon + \alpha p_T - \beta p_T^2)$. This quadratic parametrization is our own suggestion and is called De-Bhattacharyya parametrization(DBP). In the above expression C_2 is the normalization term which has a dependence either on the rapidity or on the rapidity density of the pion; ϵ , α and β are constants for a specific set of projectile and target.

Earlier works[1, 7, 8] showed that $g(p_T)$ is less than unity in the p_T -domain, $p_T < 1.5$ GeV/c. Besides, it was also observed that the parameter ϵ , which gives the value of $g(p_T)$ at $p_T = 0$, is also less than one and this value differs from collision to collision. The other two parameters α and β essentially determine the nature of curvature of $g(p_T)$. However, in the present context, precise determination of ϵ is not possible for the following understated reasons:

(i) To make our point let us recast the expression for (4) in the form given below:

$$E \frac{d^3\sigma}{dp^3} (AB \rightarrow \pi X) \approx C_2 (A.B)^\epsilon (A.B)^{(\alpha p_T - \beta p_T^2)} \left(1 + \frac{p_T}{p_0} \right)^{-n} \quad (5)$$

Quite obviously, we have adopted here the method of fitting. Now, in Eqn.(5) one finds that there are two constant terms C_2 and ϵ which are neither the coefficients nor the exponent terms of any function of the variable, p_T . And as ϵ is a constant for a specific collision at a specific energy, the product of the two terms C_2 and $(A.B)^\epsilon$ appears as just a new constant. And, it is quite difficult to obtain fit-values simultaneously for two constants of the above types through the method of fitting.

(ii) From Eqn.(2) the nature of $g(p_T)$ can easily be determined by calculating the ratio of the logarithm of the ratios of nuclear-to- PP collision and the logarithm of the product AB . Thus, one can measure ϵ from the intercept of $g(p_T)$ along y-axis as soon as one gets the values of $E \frac{d^3\sigma}{dp^3}$ for both AB collision and PP collision at the same c.m. energy. But, there is a problem that it will not be possible to get readily the data on inclusive spectra for PP collisions, e.g., at c.m.energy, $\sqrt{s} = 17.8 \text{ GeV}$ (c.m. energy of $Pb + Pb$ collision).

In order to sidetrack these difficulties and also as an escape-route, we have concentrated almost wholly to the values of α and β for various collision systems and the resultant effects of C_2 and ϵ have been absorbed into a single constant term C_3 . Hence, the final expression becomes

$$E \frac{d^3\sigma}{dp^3} (AB \rightarrow \pi X) \approx C_3 (A.B)^{(\alpha p_T - \beta p_T^2)} \left(1 + \frac{p_T}{p_0} \right)^{-n} \quad (6)$$

with $C_3 = C_2(A.B)^\epsilon$.

The exponent factor term $\alpha p_T - \beta p_T^2$ obviously represents here $[g(p_T) - \epsilon]$ instead of $g(p_T)$ alone. The expression(6) given above is the physical embodiment of what we have termed to be the grand combination of models(GCM) that has been utilized here. The results of PP scattering are obtained in the above on the basis of eqn.(3) provided by Hagedorn's model(HM); and the route for converting the results of NN to NA or AB collisions is built up by the Peitzmann's approach(PA) represented by expression(2). The further input is the De-Bhattacharyya parametrization for the nature of the exponent. Thus, the GCM is the totality and resultant of HM, PA and the DBP, all of which are used here.

And the choice of this form is not altogether a coincidence. In dealing with the EMC effect in the lepton-nucleus collisions, one of the authors here(SB),[9] made use of a polynomial form of A -dependence with the variable x_F (Feynman Scaling variable). This gives us a clue to make a similar choice with both p_T and $y(\eta)$ variable(s) in each case separately. In the recent times, De-Bhattacharyya parametrisation is being extensively applied to interpret the measured data on the various aspects[10] of the particle-nucleus and nucleus-nucleus interactions at high energies. In the recent past Hwa et. al.[11] also made use of this sort of relationship in a somewhat different context. The underlying physics implications of this parametrisation stem mainly from the expression(4) which could be identified as a clear mechanism for switch-over of the results obtained for nucleon-nucleon($P + P$) collision to those for nucleus-nucleus interactions at high energies in a direct and straightforward manner. The polynomial exponent of the product term on AB takes care of the totality of the nuclear effects.

Indeed, quite obviously, there is a factor unity and are two phenomenological parameters in $g(p_T)$ which need to be physically explained and/or identified. In compliance with this condition we offer the following physical explanations for the occurrence of all these factors. The term unity signifies theoretically the probability of fullest possible participation of either or both the projectile and the target which marks the very onset scenario of any real physical collision. The particle-nucleus or nucleus-nucleus collisions at high energies subsequently gives rise to an expanding blob or fireball with rising temperature. In real and concrete terms this stage indicates the growing participation of the already-expanded nuclear blob. As temperature increases at this stage, the emission of highly energetic secondaries(which are mostly peripheral nucleons or baryons) with increasing transverse momentum is perfectly possible. The coefficient α addresses this particularity of the natural event; and this is manifested in the enhancement of the nuclear contribution with the rise of the transverse momentum. Thereafter, there is a turnabout in the state of reality. After the initial fractions of seconds, the earlier-excited nuclear matter starts to cool down and there is a clear natural contraction at this stage as the system suffers a gradual fall in temperature. Finally, this leads to what one might call 'freeze-out' stage, which results in extensive hadronisation, especially in production of hadrons with very low transverse momentum. In other words, the production of large- p_T particles at this stage is lowered to a considerable extent. This fact is represented by the damping or attenuation term for the production of high- p_T particles. The factor β with negative values takes care of this state of physical reality. Thus the function denoted by $g(p_T)$ symbolises the totality of the features of the expansion-contraction dynamical scenario in the after-collision stage. This interpretation is, at present, is only suggestive. However, let us make some further clarifications.

The physical foundation that has here been attempted to be built up is inspired by thermo-

dynamic pictures, whereas the quantitative calculations are based on a sort of pQCD-motivated powerlaw formula represented by eqn.(4). This seems to be somewhat paradoxical, because it would be hard to justify the hypothesis of local thermal equilibrium in multihadron systems produced by high energy collisions in terms of successive collision of the QCD-partons (like quarks and gluons) excited or created in the course of the overall process. Except exclusively for central heavy ion collisions, a typical parton can only undergo very few interactions before the final-state hadrons ‘freeze out’, i.e. escape as free particles or resonances. The fact is the hadronic system, before the freeze-out starts, expands a great deal – both longitudinally and transversally – while these very few interactions take place[12]. But the number of parton interactions is just one of the several other relevant factors for the formation of local equilibrium. Of equal importance is the parton distribution produced early in the collision process. This early distribution is supposed to be a superposition of collective flow and highly randomized internal motions in each space cell which helps the system to achieve a situation close to the equilibrium leading to the appropriate values of collective variables including concerned and/or almost concerned quantities. The parameter α in expression(4) is a measure of the ratio of the net binary collision number to the total permissible number among the constituent partons in the pre-freeze out expanding stage identified to be a sort of explosive ‘detonation’[12] stage. This is approximated by a superposition of collective flow and thermalised internal motion, which is a function of hadronic temperature manifested in the behaviour of the average transverse momentum. The post freeze-out hadron production scenario is taken care of by the soft interaction which is proportional[1, 13] to the number of participant nucleons, N_{part} , according to almost any variety of wounded nuclear model. The factor β , we conjecture, offers a sort of the ratio of the actual participating nucleons to the total number of maximum allowable(participating) nucleons. In fact, this sort of physical explanations seems to have been acceded to by some of the physics community through their approval of some of our previous works[10, 14].

3 The Calculations and the Results

The graphical plots presented in the diagrams in Fig. 1 to Fig. 3 describe the measured data on pion production modestly well in the region of the moderate values of the transverse momentum. The Fig.1 presents the fit for data on PP collisions. As described in the previous section the parameter values to be inducted in calculations of PP cross sections are to be obtained from Table-1. These are based on Hagedorn’s model. Besides, in order to arrive at the theoretical values of invariant pion production cross section in $PbPb$ and $PbNb$ collisions at the measured energy with the help of this combinational approach, one has got to use the fit values of α and β as provided in Table-2 and Table-3 for minimum bias events and for the various centralities of the nuclear collisions respectively. The average number of binary nucleon-nucleon collisions, $\langle N_{coll} \rangle$ and that of participant nuclei, $\langle N_{part} \rangle$ at different centralities are to be obtained from Table-4 which is an adaptation of a specific set of simulation results[1]. The statement on the nature of agreement with regard to the invariant multiplicity shown in Fig. 3 for pion production in $PbPb$ collisions at 158A GeV in the most peripheral and most central collisions, and also in the minimum bias events remains valid. This fair achievement by the GCM is put in comparison in Fig. 4 with some of the very powerful models in the field, while the comparison with data as well lay in the background in all cases. Compatibility with data

over a wide range of the p_T -values is palpably satisfactory. The graphs on the nature of the average transverse momentum vs. the number of participating nuclei which is a measure of the centrality of the collisions, depict faithfully (Fig. 5) the expected behaviours. In calculating the average transverse momenta values here, the following relation has been put into use:

$$\langle p_T \rangle = \frac{\int p_T E \frac{d^3 N}{dp^3} dp_T^2}{\int E \frac{d^3 N}{dp^3} dp_T^2} \quad (7)$$

However, for a specific nucleus-nucleus collision, the very weak center of mass(c.m.) energy ($\sqrt{s_{NN}}$) dependence of the collisions is to be obtained from the nucleon-nucleon(PP) reactions at high energies.

The ratio-behaviours of the p_T -spectra and the nature of another observable as would be defined later are studied in the rest of the diagrams. The ratio-values are of two types. In Fig. 6 the ratio-values of the inclusive p_T -spectra for various degree of centrality of collisions to the same for minimum bias events have been studied. The other set of ratios are for the multiplicities for various centrality-degrees of collisions. The diagrams shown in Fig. 7(a)-7(d) demonstrate the plots of the ratios of invariant multiplicity distributions of neutral pions normalized to the number of binary collisions versus the transverse momentum. In Fig. 7(a) the ratio of the invariant cross section of neutral pions produced in least central $PbPb$ collision($N_{Coll} \approx 10$) normalized by the number of binary collisions to that of neutral pions produced in PP collisions has been plotted as a function of transverse momentum; and the ratio-values, in this particular case, are given by

$$Ratio\left(\frac{Pb + Pb}{P + P}\right) \equiv \frac{E \frac{d^3 N}{dp^3} |_{N_{coll}=10}}{E \frac{d^3 N}{dp^3} |_{PP}} \quad (8)$$

In the figure(Fig. 7(a)) the data shown by the filled squares were obtained from Aggarwal et al[1] who assumed some parametrisation for PP reaction. In case of GCM, in order to obtain the values of $E \frac{d^3 N}{dp^3} |_{PP}$, we have first utilized the parameter values given in Table-1 for the $E \frac{d^3 \sigma}{dp^3} |_{PP}$ and then normalized them by the total inelastic cross section $\sigma_{in} = 43.6 \pm 4.0$ mb [15] as per definition.

The diagrams in Fig. 7(b)-7(d) depict the ratios of invariant cross sections at different centralities with a normalization to their corresponding number of binary collisions. The ratios in these cases can be written in the form

$$Ratio\left(\frac{N_{coll} = X}{N_{coll} = Y}\right) \equiv \frac{E \frac{d^3 N}{dp^3} |_{N_{coll}=X}}{E \frac{d^3 N}{dp^3} |_{N_{coll}=Y}} \quad (9)$$

where X and Y denote two different number of binary collisions at two different centrality.

The observable plotted in all the diagrams of Fig. 8(a)-8(d) and denoted by R_{bin} , is defined by the relation ,

$$R_{bin} \equiv E \frac{d^3 N}{dp^3} / N_{coll} \quad (10)$$

The data on the observable related to neutral pion yield per binary collisions are for different centralities in the separate p_T -intervals.

Both the sets of figures(Fig. 7(a)-7(d) and Fig. 8(a)-8(d)) provide roughly satisfactory description of the data. So the present work could be presented as a successful continuation of one of our previous work[2]. Thus all this lends substantial degree of credence to the combinational approach built up and completed by us. And in comparison with even the most accepted version of the simulation-based standard models, i.e. the HIJING model, the present approach performs moderately well.

4 Concluding Remarks

Based on the analysis made by the chosen approach here, we make the following particular observations:

- (i) The modestly successful reproduction of the measured data on PP reaction, $PbPb$ and $PbNb$ collisions in the minimum bias events confirm that the used basic models have good degree of reliability.
Besides, the efficacy of the model is exhibited in a somewhat tangible way for the various degree of centrality of nucleus-nucleus collision demonstrated by Fig. 3. In fact, the Fig. 4 is a summary statement in favour of the chosen model.
- (ii) The average p_T behaviour is also explained by the present approach. But for any specific nucleus-nucleus collision, the s -dependences of the $\langle p_T \rangle$ values of the various secondaries are to be obtained mainly from the analysis of nucleon-nucleon collision in a model-based manner.
- (iii) The ratios of the collisions with various degrees of centrality of collisions to the minimum bias events have been faithfully implemented.
- (iv) The ratios on the most central to semi-central or least central(peripheral) nuclear collisions have been obtained by the used approach in conformity with the available data on pion production alone.

But, the above points provide no comment on the comparative performances of the few models which are under consideration here, or any insights into the state of physical reality. Regarding the former, the Fig.7 illustrates somewhat convincingly that the GCM performs much better to accommodate data than what both the PQCD and HIJING version of the standard multiparticle production models do. Secondly, concerning the latter, the status of anomalous nuclear enhancement(ANE) is ambiguous. Even if it exists, it exists only in the modestly peripheral collisions; but for various degrees of centrality of the collisions the expected effect seems to gradually reduce, and finally appears to be just reverse, i.e., it turns into a slowly diminutive effect. For the collisions between the very heavy nuclei, like $PbPb$, such a statement appears to be perfectly valid.

References

- [1] M.M.Aggarwal et al(WA98 Collaboration): Eur. Phys. Jour. **C 23** (2002) 225.
- [2] Bhaskar De, S. Bhattacharyya and P. Guptaroy: To appear in Jour. Phys. **G**(2002).
- [3] M.A.Faessler: Phys. Rep. **115**(1984) 1.
- [4] T.Peitzmann: Phys. Lett. **B 450**(1999) 7.
- [5] H.R.Schmidt and J.Schukraft: J. Phys. **G 19**(1993) 1705.
- [6] R.Hagedorn : Riv. Nuovo. Cim. **6**(1983) 1.
- [7] R.Albrecht et al(WA80 Collaboration): Eur. Phys. Jour. **C 5**(1998) 255.
- [8] D.Antreasyan et al: Phys. Rev. **D 19**(1979) 764.
- [9] S.Bhattacharyya: Lett. Nuv. Cim. **44**(1985)119.
- [10] Bhaskar De, S.Bhattacharyya and P.Guptaroy: Accepted for publication in Int. Jour. Mod. Phys. **A**(2002).
- [11] R.C.Hwa et. al.: Phys. Rev. **C 64**(2001)054611.
- [12] L.Van-Hove: Z. Phys. **C 21**(1983)93.
- [13] S.Y.Li and X.N.Wang: Phys. Lett. **B 527**(2002)85.
- [14] Bhaskar De, S.Bhattacharyya and P.Guptaroy: Accepted for publication in Eur. Phys. Jour. **A**(2002).
- [15] M.Adamus et al(EHS-NA22 Collaboration): Preprint, IFVE-86-210 (1986).
- [16] G.Donaldson et al: Phys. Rev. Lett. **36**(1976) 1110.

Table 1: Different parameter values for π^0 production in $P + P$ collision at 200 GeV

C_1	$p_0(\text{GeV}/c)$	n
270 ± 5	3.0 ± 0.2	23 ± 1

Table 2: Necessary parameter values for neutral pion production in the minimum bias $Pb + Nb$ and $Pb + Pb$ collisions at 160A GeV.

Collision	C_3	$\alpha(\text{GeV}/c)^{-1}$	$\beta(\text{GeV}/c)^{-2}$
$Pb + Nb$	$(3.0 \pm 0.5) \times 10^5$	0.17 ± 0.02	0.033 ± 0.002
$Pb + Pb$	$(8.6 \pm 0.8) \times 10^5$	0.17 ± 0.02	0.032 ± 0.001

Table 3: Various parameter values for π^0 -production in $Pb + Pb$ collisions at 160A GeV for different centrality-values.

N_{Coll}	C_3	$\alpha(\text{GeV}/c)^{-1}$	$\beta(\text{GeV}/c)^{-2}$
10	19 ± 1	0.13 ± 0.02	0.042 ± 0.002
30	33 ± 2	0.15 ± 0.02	0.035 ± 0.003
78	130 ± 4	0.14 ± 0.02	0.038 ± 0.003
207	200 ± 6	0.17 ± 0.01	0.036 ± 0.003
408	250 ± 3	0.16 ± 0.02	0.030 ± 0.003
570	495 ± 5	0.16 ± 0.01	0.032 ± 0.004
712	746 ± 3	0.14 ± 0.02	0.035 ± 0.003
807	705 ± 8	0.15 ± 0.01	0.040 ± 0.003

Table 4: Used values of $\langle N_{part} \rangle$ and $\langle N_{coll} \rangle$ for various centrality-classes[1] of $PbPb$ collisions. The values in column ‘Class’ indicate vertically downwards gradual transitions of the collisions from the-lowest-to-the-highest centrality.

Class	$E_T(\text{GeV})$	$\langle N_{part} \rangle$	$\langle N_{coll} \rangle$
1	≤ 24.35	12 ± 2	9.9 ± 2.5
2	$24.35 - 55.45$	30 ± 2	30 ± 5
3	$55.45 - 114.85$	63 ± 2	78 ± 12
4	$114.85 - 237.35$	132 ± 3	207 ± 21
5	$237.35 - 326.05$	224 ± 1	408 ± 41
6	$326.05 - 380.35$	290 ± 2	569 ± 57
7	$380.35 - 443.20$	346 ± 1	712 ± 71
8	> 443.20	380 ± 1	807 ± 81

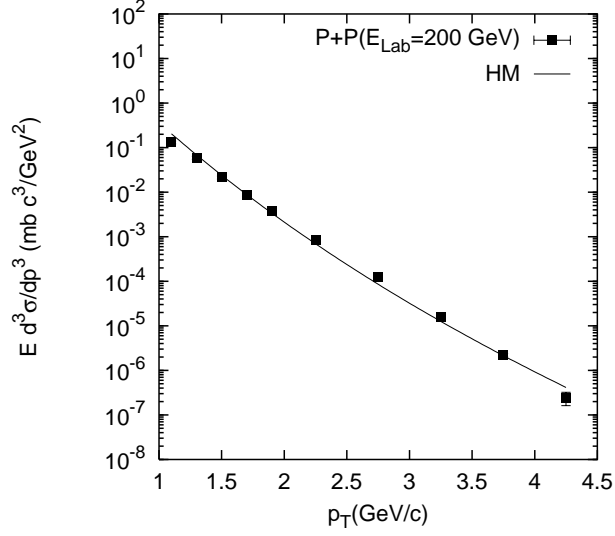


Figure 1: Plot of $E \frac{d^3\sigma}{dp^3}$ as a function of transverse momentum, p_T for production of secondary neutral pions in PP collision at $E_{Lab} = 200$ GeV. The experimental data are taken from [16]. The solid curve represents the fit obtained on the basis of eqn.(3).

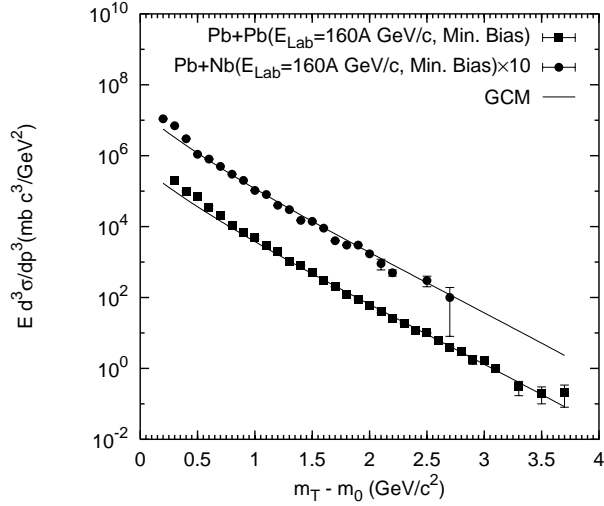


Figure 2: The inclusive spectra of secondary neutral pions produced in two Pb -induced reactions at $E_{Lab} = 160A$ GeV(minimum bias). All the experimental data are taken from [1]. The GCM-based results(eq.(6)) are shown by the solid curves.

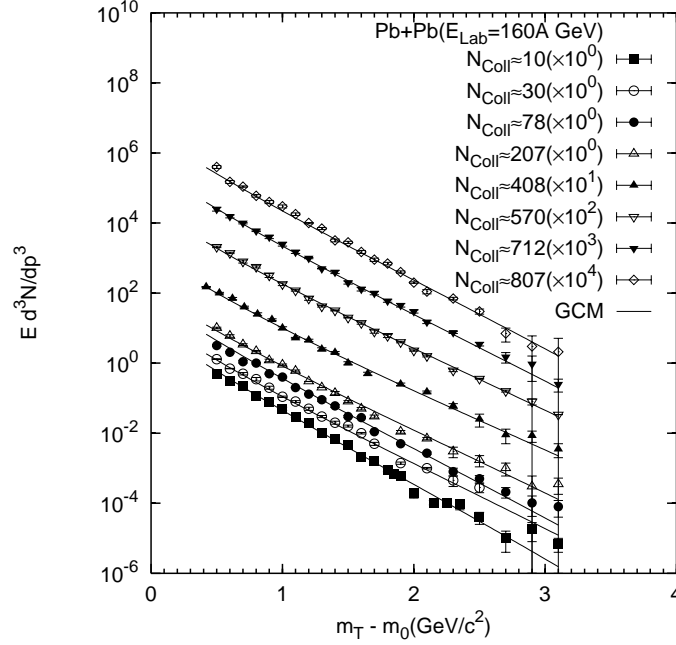


Figure 3: Invariant multiplicities of π^0 produced in $Pb + Pb$ collisions of different centralities at $E_{Lab} = 160A$ GeV as a function of $m_T - m_0$. The experimental data-points for various centrality bins are taken from [1]. The solid curves provide the GCM-based fits(eqn.(6)).

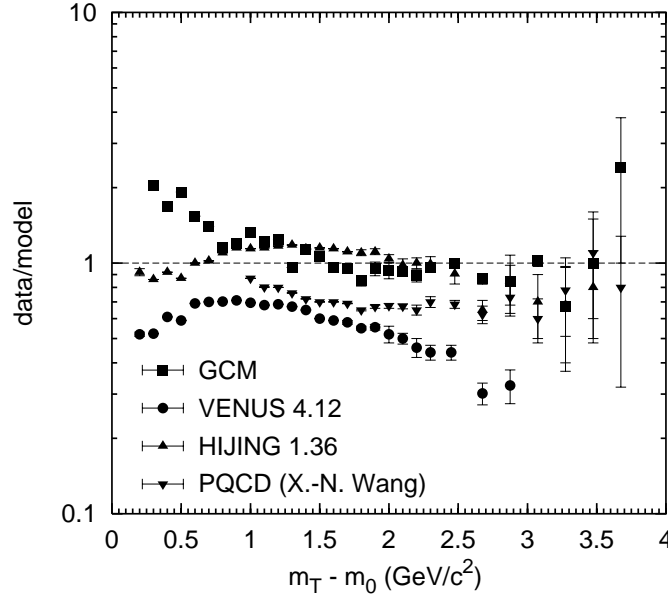


Figure 4: A comparison of the performance of different models via the ratio of the minimum bias data for $Pb + Pb$ collision to model-based results. The solid squares provide the GCM-based results. Other model-based results are taken from [1].

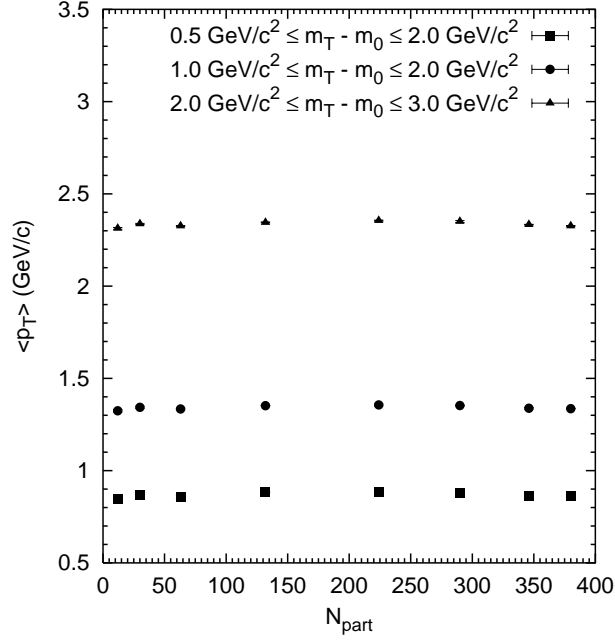


Figure 5: Plot of $\langle p_T \rangle$, obtained on the basis of the present model(GCM), as a function of the no. of participant nuclei, N_{part} .

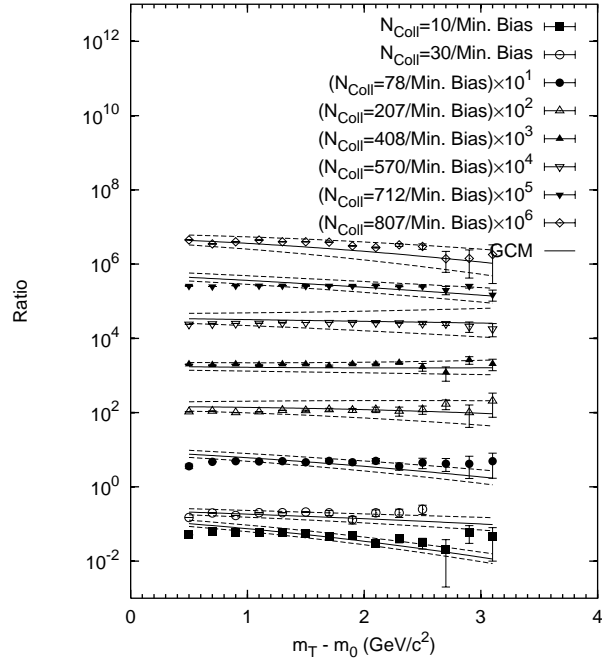


Figure 6: Plot of ratios of invariant multiplicities of neutral pions for $Pb + Pb$ collisions of different centralities to minimum bias events. The data-type points represent the experimentally measured values while the solid curvilinear lines show the GCM-based results. The dashed curves are for uncertainties arising out of the error-ranges of all the parameter values.

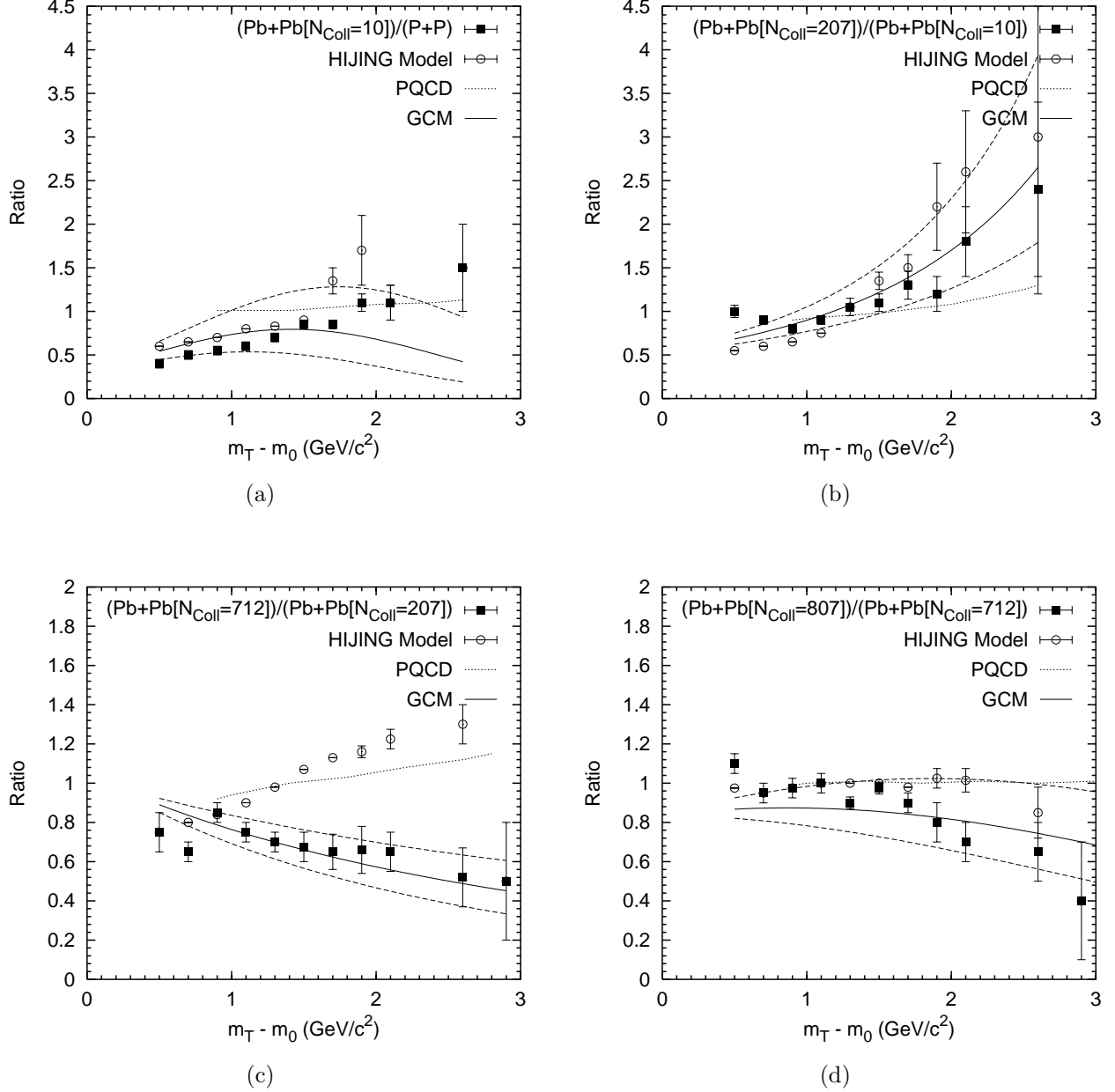
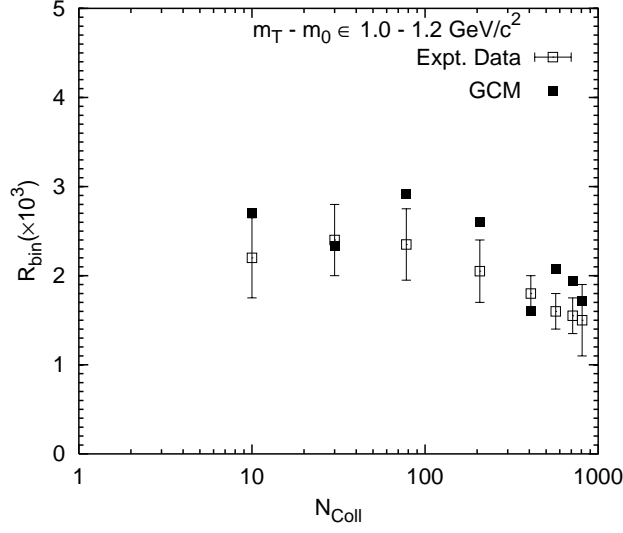
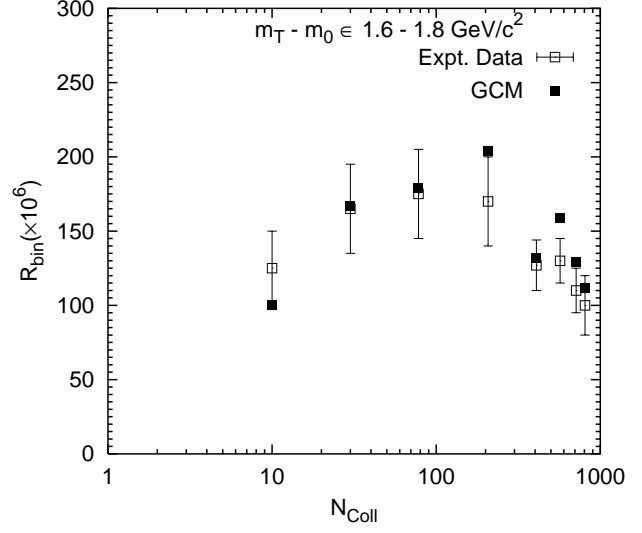


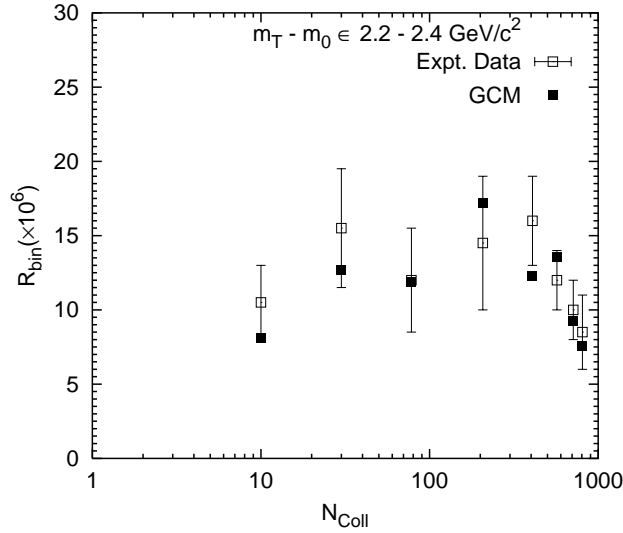
Figure 7: Ratios of $E \frac{d^3N}{dp^3}$ of neutral pions for different centralities normalized to the number of binary collisions. The GCM-based results are depicted by the solid curves. The dashed curves represent the uncertainties arising due to the errors in C_3 , α and β . Other model-based results have been obtained from [1].



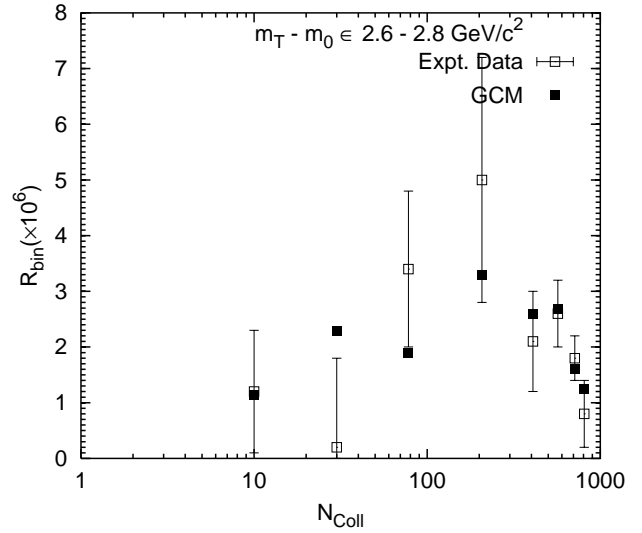
(a)



(b)



(c)



(d)

Figure 8: Invariant multiplicities of neutral pions normalized to the number of binary collisions (eqn.(10)) as a function of N_{Coll} for different $m_T - m_0$ intervals. The open squares represent the experimentally measured values while the solid ones indicate the GCM-based results