

# Time structure of anomalous $J/\psi$ and $\psi'$ suppression in nuclear collisions

Jörg Hüfner<sup>a</sup>, Pengfei Zhuang<sup>b</sup>

<sup>a</sup> *Institute for Theoretical Physics, University of Heidelberg, D-69120 Heidelberg, Germany.*

<sup>b</sup> *Physics Department, Tsinghua University, Beijing 100084, PR China*

December 27, 2018

## Abstract

The data for  $\langle p_t^2 \rangle(E_t)$  of  $J/\psi$  and  $\psi'$  produced in Pb-Pb collisions at the CERN-SPS contain information about when anomalous suppression is active. A general transport equation which describes transverse motion of  $J/\psi$  and  $\psi'$  in the absorptive medium is proposed and solved for a threshold and a comover scenario of suppression. While inconsistencies appear in the threshold model, the comover approach accounts for the data fairly well. For central collisions the bulk of anomalous suppression happens rather late, 3 – 4 fm/c after the nuclear overlap.

The discovery in 1996 of anomalous  $J/\psi$  suppression in Pb-Pb collisions at the SPS has been one of the highlights of the research with ultrarelativistic heavy ions at CERN [1]. Does it point to the discovery of the predicted quark gluon plasma (QGP)? Six years later the situation is still confused, since several models - with and without the assumption of a QGP - describe the observed suppression, after at least one parameter is adjusted. The data on the mean squared transverse momentum  $\langle p_t^2 \rangle(E_t)$  [2] for the  $\psi$  (this symbol stands for  $J/\psi$  and  $\psi'$ ) in the regime of anomalous suppression and as a function of transverse energy  $E_t$  have received less attention - for no good reason. We claim:  $\langle p_t^2 \rangle(E_t)$  contains additional information, namely about the time structure of anomalous suppression. This idea has already been considered more than 10 years ago [3] (c.f. also more recent works [4, 5]) and is based on the following phenomenon (Fig.1): Anomalous suppression is not an instantaneous process, but takes a certain time  $t_A$ . During this time  $\psi$ 's produced with high transverse momenta may leak out of the parton/hadron plasma and escape suppression. As a consequence, low  $p_t$   $\psi$ 's are absorbed preferentially. The  $\langle p_t^2 \rangle$  of the surviving (observed)  $\psi$ 's shows an increase  $\delta \langle p_t^2 \rangle$ , which grows monotonically with  $t_A$  [5]. In this letter we propose a general formalism how to incorporate the effect of leakage into the various models, which have been proposed to describe anomalous suppression. We extract information about the time  $t_A$  from a comparison with experiment.

It has become customary to distinguish between normal and anomalous values of suppression  $S(E_t) = \sigma^\psi(E_t)/\sigma^{DY}(E_t)$  and values of  $\langle p_t^2 \rangle(E_t)$  for  $\psi$ 's produced in nuclear collisions, c.f.

reviews [6, 7]. Here,  $\sigma^\psi$  is the production cross section of a  $\psi$  and  $\sigma^{DY}$  is the Drell-Yan cross section in an AB collision. By definition,  $\psi$ 's produced in  $pA$  collisions show normal suppression via inelastic  $\psi N$  collisions in the final state and normal increase of  $\langle p_t^2 \rangle$  (above  $\langle p_t^2 \rangle_{NN}$  in  $NN$  collisions) via gluon rescattering in the initial state. These normal effects are also present in nucleus-nucleus collisions and happen, while projectile and target nuclei overlap. Anomalous values of  $S$  and  $\langle p_t^2 \rangle$  are attributed to the action on the  $\psi$  by the mostly baryon free phase of partons and/or hadrons (we call it parton/hadron plasma) which is formed after the nuclear overlap. It may lead to deconfinement of the  $\psi$  via colour screening, dissociation via gluon absorption or inelastic collisions by the comoving hadrons during the later period of the plasma evolution. In this letter we describe anomalous  $\psi$  suppression within a transport theory and apply it to two rather different scenarios: (I) Absorption involving a threshold in the energy density, (II) continuous absorption via comovers.

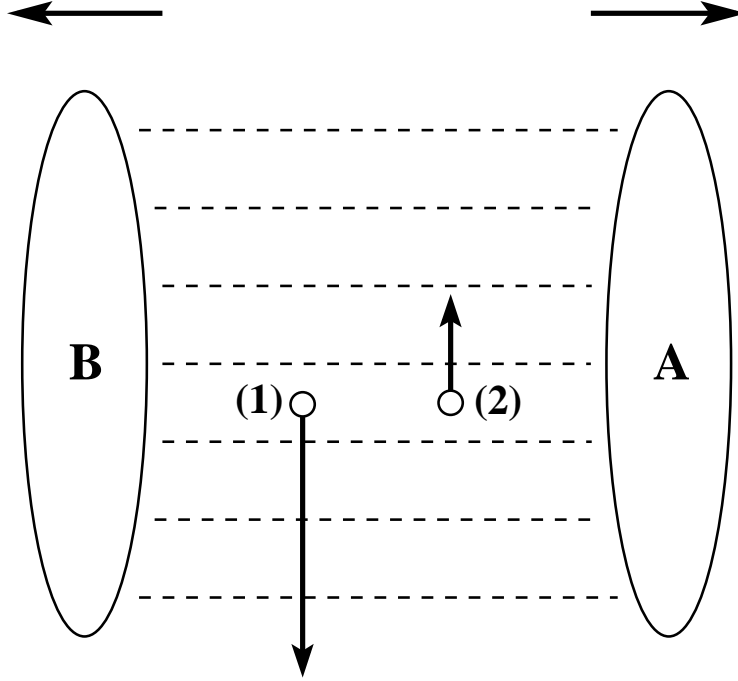


Figure 1: *Schematic picture of the leakage phenomenon. Charmonia move in the parton/hadron plasma created in a relativistic heavy ion collision. Those  $\psi$ 's with larger transverse velocities  $v_t$  (case (1)) may leak out and escape suppression. Low  $v_t$  particles remain (case(2)).*

We denote by  $d\sigma^\psi/d\vec{p}_t(\vec{p}_t, E_t)$  the cross section for the production of a  $\psi$  with given  $p_t$  and in an event with fixed transverse energy  $E_t$ . It can be related to the phase space density  $f^\psi$  via

$$\frac{d\sigma^\psi}{d\vec{p}_t}(\vec{p}_t, E_t) = \lim_{t \rightarrow \infty} \int d\vec{b} P(E_t; b) \int d\vec{s} f^\psi(\vec{s}, \vec{p}_t, t; \vec{b}). \quad (1)$$

Here,  $P(E_t; b)$  describes the distribution of transverse energy  $E_t$  in events with a given impact

parameter  $\vec{b}$  between projectile A and target B. We follow ref. [8] in notation for  $P(E_t; \vec{b})$  and the values of the numerical constants. The function  $f^\psi(\vec{s}, \vec{p}_t, t; \vec{b})$  is the distribution of  $\psi$ 's in the transverse phase space  $(\vec{s}, \vec{p}_t)$  at time  $t$  for given  $\vec{b}$ .

We define  $t = 0$  as the time, when the process of normal suppression and normal generation of  $\langle p_t^2 \rangle$  has ceased and denote by  $f_N^\psi(\vec{s}, \vec{p}_t; \vec{b})$  the distribution of  $\psi$ 's at this time. We take  $f_N^\psi$  as initial condition for the motion and absorption of the  $\psi$ 's due to anomalous interactions. The evolution of the  $\psi$  is described by a transport equation

$$\frac{\partial}{\partial t} f^\psi + \vec{v}_t \cdot \vec{\nabla}_s f^\psi = -\alpha f^\psi. \quad (2)$$

The time dependence arises from the free streaming of the  $\psi$  with transverse velocity  $\vec{v}_t = \vec{p}_t / \sqrt{m_\psi^2 + p_t^2}$  (l.h.s.) and an absorptive term on the r.h.s., where the function  $\alpha(\vec{s}, \vec{p}_t, t; \vec{b})$  contains all details about the surrounding matter and the absorption process. We have left out effects from a mean field, because the elastic  $\psi N$  cross section is very small and have also neglected a gain term on the r.h.s., because recombination processes  $c\bar{c} + N \rightarrow \psi + X$  seem unimportant at SPS energies since at most one  $c\bar{c}$  is created per event.

Eq. (2) can be solved analytically with the result

$$f^\psi(\vec{s}, \vec{p}_t, t; \vec{b}) = \exp\left(-\int_0^t dt' \alpha(\vec{s} + \vec{v}_t(t-t'), \vec{p}_t, t'; \vec{b})\right) f_N^\psi(\vec{s} + \vec{v}_t t, \vec{p}_t; \vec{b}), \quad (3)$$

which for  $t = 0$  reduces to  $f^\psi = f_N^\psi$ . If we denote by  $t_f$  the time when anomalous suppression has ceased,  $\alpha(\vec{s}, \vec{p}_t, t; \vec{b}) = 0$  for  $t > t_f$ , the limit  $t \rightarrow \infty$  in eq. (1) can be replaced by setting  $t = t_f$ , since the distribution in  $p_t$  does not change for larger  $t$ 's.

There is little controversy about  $\psi$  production and suppression in the normal phase: The gluons, which fuse to the  $c\bar{c}$ , collide with nucleons before fusion and gain additional  $p_t^2$ . The  $\psi$  on its way out is suppressed by inelastic  $\psi N$  collisions. Neglecting effects of formation time[9], one has

$$f_N^\psi(\vec{s}, \vec{p}_t; \vec{b}) = \sigma_{NN}^\psi \int dz_A dz_B \rho_A(\vec{s}, z_A) \rho_B(\vec{b} - \vec{s}, z_B) \cdot \exp\left(-\sigma_{abs}^\psi [T_A(\vec{s}, z_A, \infty) + T_B(\vec{b} - \vec{s}, -\infty, z_B)]\right) \langle p_t^2 \rangle_N^{-1} \exp\left(-p_t^2 / \langle p_t^2 \rangle_N\right), \quad (4)$$

where

$$\langle p_t^2 \rangle_N(\vec{b}, \vec{s}, z_A, z_B) = \langle p_t^2 \rangle_{NN}^\psi + a_{gN} \rho_0^{-1} [T_A(\vec{s}, -\infty, z_A) + T_B(\vec{b} - \vec{s}, z_B, +\infty)] \quad (5)$$

with the thickness function  $T(\vec{s}, z_1, z_2) = \int_{z_1}^{z_2} dz \rho(\vec{s}, z)$ . All densities  $\rho_A, \rho_B$  are normalized to the number of nucleons ( $\rho_0$  is the nuclear matter density). We shortly explain eqs. (4) and (5): For given values  $\vec{b}$  and  $\vec{s}$  in the transverse plane the  $\psi$  is produced at coordinates  $z_A$  and  $z_B$  in

nuclei  $A$  and  $B$ , respectively. On its way out, the  $\psi$  experiences the thickness  $T_A(\vec{s}, z_A, \infty)$  and  $T_B(\vec{b} - \vec{s}, -\infty, z_B)$  in nuclei  $A$  and  $B$ , respectively and is suppressed with an effective absorption cross section  $\sigma_{abs}^\psi$ . The two gluons which fuse carry transverse momentum from two sources. (i) Intrinsic  $p_t$ , because they had been confined to a nucleon. The intrinsic part is observable in  $NN \rightarrow \psi$  collisions and leads to  $\langle p_t^2 \rangle_{NN}^\psi$  in eq. (5). (ii) In a nuclear collision, the gluons traverse thicknesses  $T_A(\vec{s}, -\infty, z_A)$  and  $T_B(\vec{b} - \vec{s}, z_B, +\infty)$  of nuclear matter in  $A$  and  $B$ , respectively, and acquire additional transverse momentum via  $gN$  collisions. This is the origin of the second term in eq. (5).

The constants  $\sigma_{abs}^{J/\psi}$ ,  $\sigma_{abs}^{\psi'}$  and  $a_{gN}$  are usually adjusted to the data from  $pA$  collisions, before one investigates anomalous suppression. Fig. 2 shows (dashed curves) the results for normal suppression  $S^\psi(E_t)$  and  $\langle p_t^2 \rangle^\psi(E_t)$  calculated with  $f_N^\psi$  eq. (4) in eq. (1). While the difference between calculation and data is enormous for the suppression, it is rather small for  $\langle p_t^2 \rangle^\psi(E_t)$ .

Since the physical origin of anomalous suppression is not yet settled, we investigate suppression  $S^\psi(E_t)$  and  $\langle p_t^2 \rangle^\psi(E_t)$  for two models, which have rather contradictory assumptions.

- I. Threshold scenario:  $\psi$ 's are totally and rapidly destroyed, when they are in a medium with energy density above a critical one, and nothing happens elsewhere. As a representative model we use the approach by Blaizot et al. [8].
- II. Comover scenario: The plasma of comoving partons and/or hadrons leads to a continuous absorption of long duration due to inelastic collisions with the comoving particles. As a representative model, we use the approaches by Capella et al. [10] and Kharzeev et al. [11].

We begin with model I: In their schematic approach Blaizot et al. [8] include anomalous suppression via

$$f^\psi(\vec{s}, \vec{p}_t; \vec{b}) = \theta(n_c - n_p(\vec{b}, \vec{s})) f_N^\psi(\vec{s}, \vec{p}_t; \vec{b}). \quad (6)$$

Here  $n_c$  is a critical density and  $n_p(\vec{b}, \vec{s})$  is the density of participant nucleons

$$n_p(\vec{b}, \vec{s}) = T_A(\vec{s}, -\infty, +\infty)[1 - \exp(-\sigma_{in}^{NN} T_B(\vec{b} - \vec{s}, -\infty, +\infty))] + (A \leftrightarrow B). \quad (7)$$

According to eq. (6) all  $\psi$ 's are destroyed if the energy density (which is directly proportional to the participant density) at the location  $\vec{s}$  of the  $\psi$  is larger than a critical density. The other  $\psi$ 's survive. While the prescription eq.(6) successfully describes the data in the full  $E_t$  range of anomalous suppression after the only one free parameter,  $n_c$ , is adjusted, the predictions for  $\langle p_t^2 \rangle(E_t)$  are significantly below the data, especially at large  $E_t$  (see below).

The expression eq. (6) for the phase space distribution  $f^\psi$  including anomalous suppression within the threshold model is recovered within our transport approach eq. (3) by setting

$$\alpha(\vec{s}, \vec{p}, t; \vec{b}) = \alpha_0 \theta(n_p(\vec{b}, \vec{s}) - n_c) \delta(t) \quad (8)$$

and taking the limit  $\alpha_0 \rightarrow \infty$ . The delta function  $\delta(t)$  reflects the idea, that the energy density is highest at  $t = 0$  and absorption therefore most likely.

There are various ways to introduce another time structure into the absorption term. We will try two options, one being

$$\alpha(\vec{s}, \vec{p}_t, t; \vec{b}) = \alpha_0 \theta(n_p(\vec{b}, \vec{s}) - n_c) \delta(t - t_A). \quad (9)$$

The idea of a threshold density is kept, but acts at a later time  $t_A$ , which time is then determined from a comparison with the data. For a time  $t_A^+ = t_A + \epsilon$ , one finds from the general solution eq. (3) (and  $\alpha_0 \rightarrow \infty$ )

$$f^\psi(\vec{s}, \vec{p}_t, t_A^+) = \theta(n_c - n_p(\vec{b}, \vec{s})) f_N^\psi(\vec{s} + \vec{v}_t t_A, \vec{p}_t) \quad (10)$$

which differs from the expression (6), by the motion in phase space of  $f_N^\psi$  during the time  $0 \leq t \leq t_A$ . For  $t > t_A$  the momentum distribution derived from  $f^\psi$  does not change any more.

We calculate the suppression  $\sigma^\psi(E_t, t_A)/\sigma^{DY}(E_t)$  and  $\langle p_t^2 \rangle \psi(E_t, t_A)$  with the distribution  $f^\psi$  from eq. (10). We use the parameters of ref. [8] where available, i.e. for  $J/\psi$ :  $\sigma_{abs}^{J/\psi} = 6.4$  mb,  $n_c = 3.75 \text{ fm}^{-2}$ . The parameters for the generation of  $\langle p_t^2 \rangle$  by gluon rescattering are taken from a fit to the  $pA$  data [2]:  $\langle p_t^2 \rangle_{NN} = 1.11 \text{ (GeV/c)}^2$  and  $a_{gN} = 0.081 \text{ (GeV/c}^2) \text{ fm}^{-1}$ . We also account for the transverse energy fluctuations [8] which have been shown to be significant for the explanation of the sharp drop of  $J/\psi$  suppression in the domain of very large  $E_t$  values, by replacing  $n_p$  by  $\frac{E_t}{\langle E_t \rangle} n_p$  where  $\langle E_t \rangle$  is the mean transverse energy at given  $b$ . We then calculate  $\sigma^{J/\psi}/\sigma^{DY}$  as a function of  $t_A$ . Since the critical density for  $J/\psi$  is quite high, the leakage affects only the very high momentum  $\psi$ 's, and  $\sigma^{J/\psi}/\sigma^{DY}$  increases only slightly as  $t_A$  increases (Fig. 2).

We turn to a discussion of  $\langle p_t^2 \rangle^{J/\psi}(E_t)$ . Fig. 2 shows calculated curves for values of  $t_A = 0$  to 4 fm/c. The dotted line ( $t_A = 0$ ) is the result of the original threshold model with immediate anomalous suppression (and has been predicted in [12]). It fails badly at large values of  $E_t$ . Also no other curve with a given  $t_A$  describes the data for all values of  $E_t$ . We have to conclude that  $t_A$  depends on  $E_t$ :  $t_A(E_t)$ . The larger the values  $E_t$  the later anomalous suppression acts. From a comparison with data we have  $t_A \lesssim 2$  fm/c for  $E_t < 80$  GeV,  $t_A \simeq 2.5$  fm/c for  $80 \leq E_t \leq 100$  GeV, and  $t_A \simeq 3.5$  fm/c for  $E_t > 100$  GeV.

A similar analysis is performed for the  $\psi'$ . The data for the suppression are taken from [13, 14], those for  $\langle p_t^2 \rangle^{\psi'}$  from [2]. Since the  $\psi'$  has not been treated by Blaizot et al., we fit the suppression data and find values for the absorption parameters,  $\sigma_{abs}^{\psi'} = 7$  mb,  $n_c^{\psi'} = 2.3 \text{ fm}^{-2}$ , leaving the parameters  $\langle p_t^2 \rangle_{NN}$  and  $a_{gN}$  unchanged. Since the critical density for  $\psi'$  is not so high compared with that for  $J/\psi$ , more  $\psi'$ 's leak out of the anomalous suppression region, the

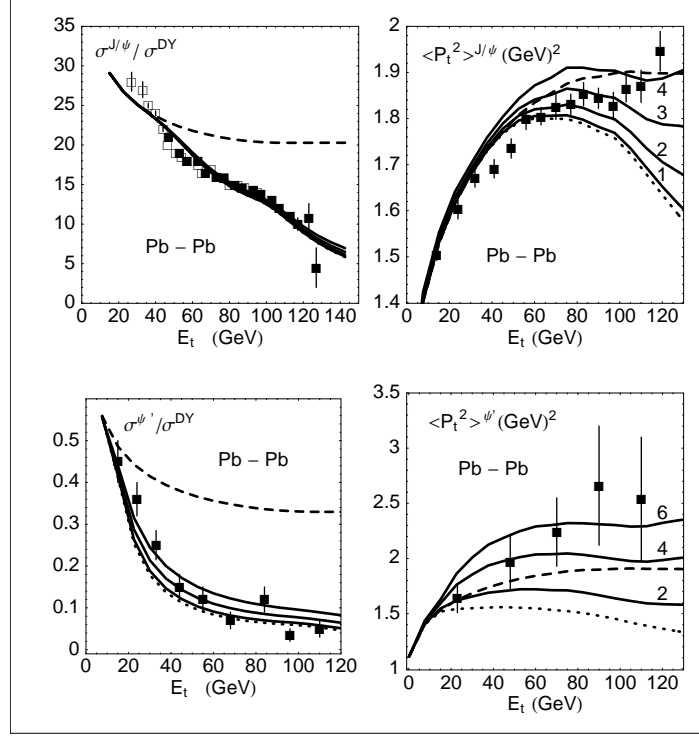


Figure 2: Nuclear suppression  $\sigma^\psi/\sigma^{DY}$  and  $\langle p_t^2 \rangle^\psi$  for  $J/\psi$  (above) and  $\psi'$  (below) as a function of transverse energy  $E_t$ . Data are from [1] for  $\sigma^\psi/\sigma^{DY}$  and from [2] for  $\langle p_t^2 \rangle$ . Dashed curves show the result of normal suppression alone. The other curves include anomalous suppression within the threshold model eqs.(6) and (10), where anomalous suppression is assumed to act at time  $t_A$ . The curves are labeled by the values  $t_A = 1, 2, 3, 4 \text{ fm}/c$  for  $J/\psi$  and  $t_A = 2, 4, 6 \text{ fm}/c$  for  $\psi'$ . Also the curves in  $\sigma^\psi/\sigma^{DY}$  carry these labels, lowest curve  $t_A = 0$  and monotonic increase with  $t_A$ . The dotted lines  $t_A = 0$  correspond to the original threshold model.

change in suppression due to the increase of  $t_A$  is noticeable. Fig. 2 shows the results with a good fit to the suppression data.

The data for  $\langle p_t^2 \rangle^{\psi'}$  have rather large error bars. The calculated curves show a strong dependence on  $t_A$ , again with a trend that  $\langle p_t^2 \rangle$  at larger values of  $E_t$  require larger values of  $t_A$ . However, the numerical values  $t_A(E_t)$  for  $\psi'$  are above those for the  $J/\psi$  by about  $1 - 2 \text{ fm}/c$ . This result is strange, because we expect the  $\psi'$  to be destroyed more easily and therefore more rapidly. We will come back to this point in the conclusions.

The results for the extracted values  $t_A$ , when anomalous suppression acts within the threshold model, are strange: Can we believe that the  $\psi$  is absorbed only at a time  $t_A = 3 - 4 \text{ fm}/c$  in central collisions? What happens before? In order to obtain an answer we have modified the

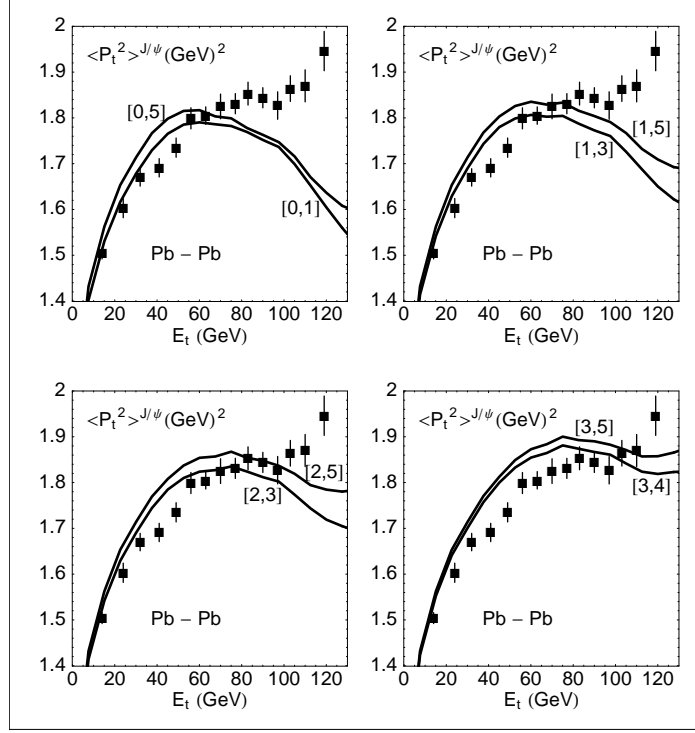


Figure 3:  $\langle p_t^2 \rangle$  for  $J/\psi$  as a function of transverse energy  $E_t$ . Data are from [2] for  $\langle p_t^2 \rangle$ . The solid lines are calculated within the threshold model but with a continuous suppression in the time interval  $[t_0, t_1]$ .

time structure of the absorption term, still within the threshold model, and write

$$\alpha(\vec{s}, \vec{p}_t, t; \vec{b}) = \frac{\alpha_0}{t_1 - t_0} \theta(n_p(\vec{b}, \vec{s}) - n_c) \theta(t_1 - t) \theta(t - t_0). \quad (11)$$

Anomalous suppression acts for times  $t$  between  $t_0$  and  $t_1$  (which may be a function of  $E_t$ ). Especially  $t_0$  is an interesting quantity, because it gives the starting time for anomalous suppression.

We calculate the suppression  $S^{J/\psi}(E_t)$  and  $\langle p_t^2 \rangle^{J/\psi}(E_t)$  as a function of  $[t_0, t_1]$  and for  $\alpha_0 = 5$ . All other parameters are unchanged. The suppression is well described for all intervals  $[t_0, t_1]$ , but the calculations for  $\langle p_t^2 \rangle^{J/\psi}(E_t)$  depend strongly on the choice of this interval. Fig.3 shows some representative examples: The four windows in Fig.3 display events with  $t_0 = 0, 1, 2, 3 fm/c$ , respectively, and several values for  $t_1$ . It is obvious that there is not one curve, which describes all the data. Rather we find that the best curve for  $E_t < 60$  GeV corresponds to  $[0, 1]$ , for  $60 < E_t < 80$  GeV to  $[1, 3]$ , for  $80 < E_t < 100$  GeV to  $[2, 5]$ , and for  $E_t > 100$  GeV to  $[3, 5]$ . The length  $t_1 - t_0$  of the interval remains approximately constant, while the beginning time  $t_0$  increases with  $E_t$ . Again this is difficult to understand within the frame of the threshold

model and we will come back to this question, after we have discussed the comover model.

We proceed to model II, the scenario of comovers: Partons and/or hadrons which move with the  $\psi$  may destroy the  $\psi$  with a cross section  $\sigma_{co}^\psi$ . The comover density  $n_{co}(t)$  depends on time, for which the Bjorken expansion scenario predicts  $t^{-1}$ . The absorptive term  $\alpha$  in eq. (2) then takes the form

$$\alpha(\vec{s}, \vec{p}_t, t; \vec{b}) = \sigma_{co}^\psi \frac{n_c(\vec{b}, \vec{s})}{t} \theta\left(\frac{n_c(\vec{b}, \vec{s})}{n_f} t_0 - t\right) \theta(t - t_0), \quad (12)$$

i.e. absorption by comovers starts at  $t = t_0$  and ends at  $t_1$ , when the comover density  $n_c(\vec{b}, \vec{s}) \cdot t_0/t_1$  has reached a value  $n_f$  independent of  $\vec{b}$  and  $\vec{s}$ . The comover approach contains a definite time structure for anomalous suppression and we have not changed it. In the choice of parameters we have followed [10, 11]:  $n_{co}(\vec{b}, \vec{s}) = 1.5 n_p(\vec{b}, \vec{s})$  with the participant density from eq. (7),  $t_0 = 1$  fm/c,  $n_f = 1$  fm $^{-2}$ ,  $\sigma_{abs}^{J/\psi} = 4.5$  mb,  $\sigma_{abs}^{\psi'} = 6$  mb,  $\sigma_{co}^{J/\psi} = 1$  mb and  $\sigma_{co}^{\psi'} = 3$  mb.

The calculated  $E_t$  dependence of the suppression shown in Fig.4 fits the data acceptably but less well than model I. For  $\langle p_t^2 \rangle$ , we compare the results of two calculations with the data. The solid curves represent the result of the full calculation, including leakage, i.e. expression  $f^\psi$  eq.(3). It fits the data reasonably well for the full range of transverse energies  $E_t$ . For the  $\psi'$  the calculated curve stays below most of the data points by 1.5 standard deviations. The dashed lines in Fig.4 show the calculation leaving out leakage. Formally this limit (which has been calculated already in [15]) is obtained from eq. (3) by setting  $\vec{v}_t = 0$  in the exponent and in  $f_N^\psi$ . The case without leakage fits the data less well, through the difference between the two curves is not very big. We stress: the calculation of  $\langle p_t^2 \rangle(E_t)$  in the comover model is a true prediction in the sense that no parameter is adjusted above those which are fitted to the suppression  $S^\psi(E_t)$ . We have also calculated the mean time  $\langle t_A^\psi \rangle$  for comover action by studying the suppression  $S^\psi(E_t)$  as a function of time and taking the mean of  $t$  with the weight  $dS^\psi(E_t)/dt$  and find

$$\begin{aligned} \langle t_A^{J/\psi} \rangle &= 3.5 \text{ fm/c} \\ \langle t_A^{\psi'} \rangle &= 3.0 \text{ fm/c}, \end{aligned} \quad (13)$$

which values include the time  $t_0$ , eq. (12), between the end of normal suppression and the beginning of comover action. The values eq. (13) are found to be rather independent of  $E_t$ .

We summarize: In this letter we propose a method to derive information about the time structure of anomalous charmonium suppression from the data on  $\langle p_t^2 \rangle(E_t)$  measured for  $Pb - Pb$  collisions at SPS-energies, where anomalous suppression has been discovered. The time evolution of the  $\psi$  during anomalous suppression including leakage is described within a general

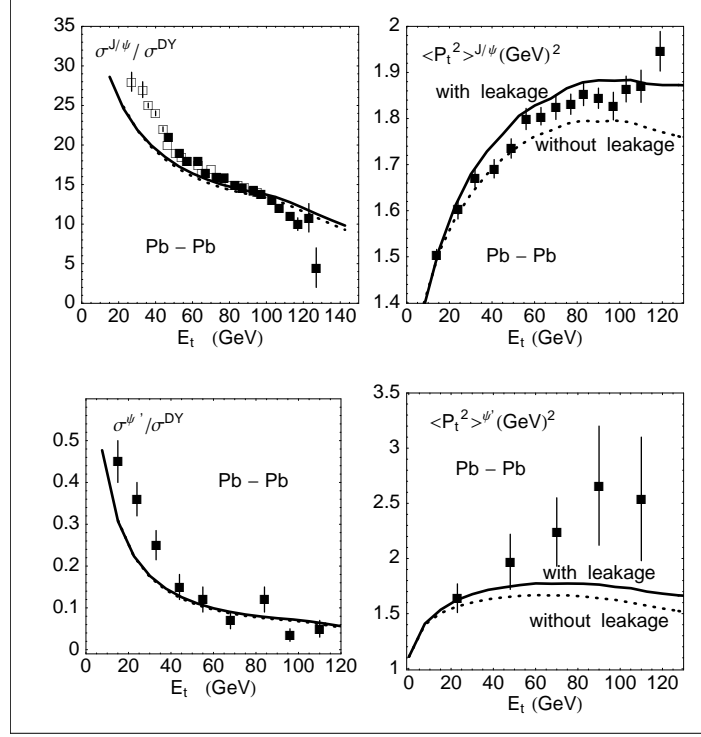


Figure 4: Nuclear suppression  $\sigma^\psi/\sigma^{DY}$  and  $\langle p_t^2 \rangle$  for  $J/\psi$  (above) and  $\psi'$  (below) as a function of transverse energy  $E_t$ . Dotted and solid lines are calculated in the comover model without and with considering the leakage effect, respectively.

transport equation. The formalism is applied to two models with rather contradictory underlying physical assumptions, the threshold and the comover models with the following results:

- (i) Calculations within the original models, where leakage is left out, do not describe the data for  $\langle p_t^2 \rangle^\psi(E_t)$ , the discrepancy being particularly strong for the threshold model at high values of  $E_t$ .
- (ii) Including leakage into the comover model, without changing its structure nor its parameters leads to a good agreement with the data for  $\langle p_t^2 \rangle(E_t)$  for  $J/\psi$  over the full range of values  $E_t$ .
- (iii) The assumption in the threshold model that anomalous suppression acts instantaneously at  $t_A = 0$ , i.e. right after normal suppression is not supported by experiment. When comparing the data with calculations with  $t_A > 0$ , one finds that  $t_A$  must increase with  $E_t$ ,  $t_A \sim 2.5 \text{ fm}/c$  at  $E_t \sim 70 \text{ GeV}$  and  $t_A \sim 3.5 \text{ fm}/c$  at  $E_t \sim 100 \text{ GeV}$ . Allowing anomalous suppression to act in a time interval  $t_0 < t < t_1$ , leads to the conclusions that the beginning time  $t_0$  increases with  $E_t$  from 2 to 3 fm/c (provided all other parameters of

the model are unchanged). These findings seem contradictory to the spirit of the original model, because suppression should be largest directly after the nuclear overlap, when the density is highest.

- (iv) The situation for the  $\psi'$  is less clear. While the data for suppression can be fitted by properly adjusting the parameters, both models underpredict the data for  $\langle p_t^2 \rangle^{\psi'}(E_t)$ . This is evident for the comover model. Within the threshold model the values  $t_A$  required to fit the  $\psi'$  data are larger than those for the  $J/\psi$ , which seems unreasonable to us. It could be that the error bars on the experiments are too small.

We conclude: According to the present study, anomalous suppression of charmonia is a process which takes a certain time,  $2 - 3 fm/c$  in peripheral collisions and larger ( $4 - 6 fm/c$ ) in central collisions. Unless the partonic phase with its high density and rapid suppression has an unusual time structure[4, 16], the results of our paper favor the comover scenario with its rather weak but continuous suppression over a comparably long time.

**Acknowledgements:** We are grateful to our friends and colleagues A. Gal, J. Dolejši, Y. Ivanov, B.Z. Kopeliovich, H.J. Pirner and C.Volpe for help and valuable comments. One of the authors (P.Z.) thanks for the hospitality at the Institute of Theoretical Physics. This work has been supported by the grant 06HD954 of the German Federal Ministry of Science and Research and by the Chinese National Science Foundation.

## References

- [1] M.C. Abreu et al., Nucl. Phys. **A 610** (1996) 404c.
- [2] M.C. Abreu et al., NA50 Collaboration, Phys. Lett. **B 499** (2001) 85.
- [3] F. Karsch, R. Petronzio, Z. Phys. **C 37** (1988) 627;  
T. Matsui, H. Satz, Phys. Lett. **B 178** (1986) 416;  
J.P. Blaizot, J.Y. Ollitrault, Phys. Lett. **B 199** (1987) 627.
- [4] D. Kharzeev, M. Nardi, H. Satz, Phys. Lett. **B 405** (1997) 14;  
E. Shuryak, D. Jeaney, Phys. Lett. **B 430** (1998) 37.
- [5] J. Hüfner, P. Zhuang, Phys. Lett. **B 515** (2001) 115.
- [6] R. Vogt, Phys. Rep. **310** (1999) 197.
- [7] C. Gerschel, J. Hüfner, Annu. Rev. Nucl. Part. Sci. **49** (1999) 255.

- [8] J.P. Blaizot, P.M. Dinh, J.Y. Ollitrault, Phys. Rev. Lett. **85** (2000) 4010;  
J.P. Blaizot, J.Y. Ollitrault, Phys. Rev. Lett. **77** (1996) 1703.
- [9] J. Hüfner, B.Z.Kopeliovich, Phys. Rev. Lett. **76** (1996) 192.
- [10] A. Capella, E.G. Feirreiro and A.B. Kaidalov, Phys. Rev. Lett. **85** (2000) 2080.
- [11] D. Kharzeev, C. Lovrenco, M. Nardi, H. Satz, Z. Phys. **C** (1997).
- [12] D. Kharzeev, M. Nardi, H. Satz, Phys. Lett. **B 405** (1997) 14.
- [13] M.C. Abreu et al., Phys. Lett. **B 477** (2000) 28.
- [14] M.C. Abreu et al., Nucl. Phys. **A 638** (1998) 261c.
- [15] N. Armesto, A. Capella, E.G. Feirreiro, Phys. Rev. **C 59** (1999) 395.
- [16] D. Rischke, M. Gyulassy, Nucl. Phys. **A 597** (1996) 701.