

On the asymmetry of Gamow-Teller β -decay rates in mirror nuclei in relation with second-class currents

N. A. Smirnova^{1*}, C. Volpe^{2,3}

¹ *Instituut voor Kern- en Stralingsfysica, University of Leuven, Celestijnenlaan 200 D, 3001 Leuven, Belgium; E-mail: nadya.smirnova@rug.ac.be*

² *Institut für Theoretische Physik, Universität Heidelberg, Philosophenweg 19, D-69120 Heidelberg, Germany; E-mail: volpe@tphys.uni-heidelberg.de and*

³ *Institut de Physique Nucléaire, Bât. 100, F 91406, Orsay cedex, France*
(Dated: May 21, 2019)

The theoretical evaluation of major nuclear structure effects on the asymmetry of allowed Gamow-Teller β -decay rates in light mirror nuclei is presented. The calculations are performed within the shell model, using empirical isospin-nonconserving interaction and realistic Woods-Saxon radial wave functions. The revised treatment of p -shell nuclei is supplemented by systematic calculations for sd -shell nuclei and compared to experimental asymmetries when available. The results are important in connection with the possible existence of second-class currents in the weak interaction.

I. INTRODUCTION

One of the possibilities to look for the existence of second-class currents in the weak interaction is through the study of differences in allowed Gamow-Teller (GT) β -decay rates of mirror nuclei [1, 2, 3, 4, 5].

Weak processes in nuclei at low energy are well described by the effective $\mathcal{V} - \mathcal{A}$ interaction :

$$H_{\mathcal{V}-\mathcal{A}} = \frac{G_F}{\sqrt{2}} J_\mu^\dagger j^\mu + \text{h.c.}, \quad (1)$$

where J_μ^\dagger (j^μ) is the hadronic (leptonic) current, and G_F the weak interaction coupling constant. The most general Lorentz covariant form for the hadronic current reads $J_\mu^\dagger = V_\mu + A_\mu$ with

$$V_\mu = i\bar{\psi}_p \left[g_V \gamma_\mu + \frac{g_M}{2M} \sigma_{\mu\nu} k_\nu + i g_S k_\mu \right] \psi_n, \quad (2)$$

$$A_\mu = i\bar{\psi}_p \left[g_A \gamma_\mu \gamma_5 + \frac{g_T}{2M} \sigma_{\mu\nu} \gamma_5 k_\nu + i g_P k_\mu \gamma_5 \right] \psi_n \quad (3)$$

standing for the vector and axial-vector parts. Here k_μ is the momentum transferred, M is the nucleon mass, ψ_p (ψ_n) is the proton (neutron) field operator. The six terms are the main vector, weak magnetism, induced scalar in (2) and the main axial-vector, induced tensor and induced pseudoscalar in (3), with g_V , g_M , g_S , g_A , g_T , g_P being the corresponding coupling constants.

The weak hadronic currents in Eqs. (2)–(3) can be classified [1] according to their transformation properties under the \mathcal{G} -parity operation, $\mathcal{G} = \mathcal{C} \exp(i\pi \mathcal{T}_2)$, i.e. the product of charge conjugation (\mathcal{C}) and rotation over 180° about the 2-axis in isospin space. Under this transformation, the main vector term, weak magnetism in V_μ (2) and the main axial-vector and induced pseudoscalar terms in A_μ (3) are even ($\mathcal{G} V_\mu^I \mathcal{G}^\dagger = V_\mu^I$) and odd ($\mathcal{G} A_\mu^I \mathcal{G}^\dagger = -A_\mu^I$), respectively. They are usually called first-class currents. The induced scalar term in V_μ and induced tensor in A_μ transform, under \mathcal{G} , with opposite sign with respect to first-class currents. They are usually referred to as second-class currents (*scc*).

The interest in the related weak form factors stem both from the desire of understanding them in the framework on quantum chromodynamics and in the search for the physics beyond the Standard Model [6].

Constraints on weak form factors come from two hypothesis that follow from approximate symmetries of the Standard Model : the conserved vector current (CVC) hypothesis and the partially conserved axial-vector current (PCAC) hypothesis. In the limit of exact isospin symmetry, the CVC hypothesis ensures that : i) the weak form factors $g_V(k^2)$ and $g_M(k^2)$ are related to the electromagnetic ones; ii) the absence of the induced scalar form factor $g_S(k^2)$. Therefore, the latter term can contribute only at the level of isospin symmetry breaking.

The PCAC hypothesis does not put any limits on the value of *scc* induced tensor form factor $g_T(k^2)$. Thus, the non-conservation of the \mathcal{G} symmetry (due for example to differences in u and d quark masses and to the electromagnetic interaction) will result in a non-zero contribution of g_T .

* Present address: University of Ghent, Institute for Nuclear Science, Proeftuinstraat 86, B-9000 Ghent, Belgium

It is an experimental and theoretical challenge to place limits on the possible presence of the induced tensor term in the axial-vector current. The search for evidence of its existence is longstanding [4, 5].

In particle physics, the evidence can be obtained, for example, from G -parity non-conserving decay branch, such as $\tau \rightarrow \eta\pi\nu$ [7], or from the angular distribution analysis after the decay $\tau \rightarrow \omega\pi\nu$ involving both first and second-class currents [8].

The study of weak processes in nuclei offers various possibilities in this search. There are two limits on the value of g_T obtained from muon capture experiments, which are consistent with the absence of second class currents [9, 10].

In beta decay, one can determine possible contributions from the induced tensor term in two types of measurements [4]. The first one is through correlation experiments where one measures the correlation between nuclear spin and momentum of emitted β -particle in the decay of oriented systems, or the correlation between the momentum of the emitted β -particle and of the radiation from a daughter state. A recent re-measurement of β -particles angular distribution in the decay of aligned ^{12}B and ^{12}N gives a non-zero value of g_T [11]. These experiments require the knowledge of the weak magnetism coupling constant, which gives another uncertainty. Only in the last years an independent way to extract scc , based on the β - α angular correlation in $A = 8$ system, has been proposed [12, 13].

Besides, the second-class currents can give rise to different rates of mirror β_{\pm} -decay transitions [1]. This phenomenon was actively explored in early seventies, stimulated by first experimental observations of large asymmetries in the ft -values in the decay of light nuclei [14]. The experimental asymmetry deduced from measured half-lives

$$\delta = \frac{(ft)_{+}}{(ft)_{-}} - 1, \quad (4)$$

where $(ft)_{\pm}$ refer to the β_{\pm} decays in the mirror nuclei, is known at present to vary on average from 1% to several tens of percent [15]. From the theoretical point of view, the asymmetry δ (4) can have two origins : i) the possible existence of the scc term in the axial-vector current, i.e. non-zero contribution of g_T (δ^{scc}); ii) the breaking of the only approximate isospin symmetry between the decaying nuclear states (δ^{nucl}), i.e.

$$\delta = \delta^{scc} + \delta^{nucl}. \quad (5)$$

Assuming the perfect mirror symmetry for the nuclear states and impulse approximation, the induced tensor current gives rise [2] to the asymmetry δ^{scc} proportional to the induced tensor constant and the sum of maximum energy releases in both mirror transitions, $(W_0^{+} + W_0^{-})$. The more refined calculations [3], including the off mass-shell effects and meson exchange corrections which are crucial in many-body physics [16], predict the asymmetry provided by the second-class currents to be

$$\delta^{scc} = -4\frac{\lambda}{g_A}J + \frac{2}{3g_A}(\lambda L - 2\zeta)(W_0^{+} + W_0^{-}). \quad (6)$$

Here λ and ζ are two parameters related to the coupling constants for off-shell and mesonic corrections, and induced tensor coupling constants, J and L are ratios of the matrix elements of meson-exchange currents between nuclear states (see Ref. [3] for more details).

However, it has been shown [17, 18, 19, 20], that the nuclear structure effects provide the principal contribution to the asymmetry, from 10% to 20% for different nuclei, making the extraction of the possible contribution from induced tensor term an extremely difficult task [3, 5].

All early estimations [17, 18, 19, 20] of δ^{nucl} were carried out within the nuclear shell model for a few p -shell nuclei only (namely, for $A = 8, 9, 12, 13$), since the proper treatment of the sd -shell nuclei was far outside available at that time computational power. The basic ingredients of the calculations were the Cohen-Kurath interaction [21] with empirical isospin-nonconserving (INC) corrections [20] and the radial wave functions obtained with the Woods-Saxon (WS) potential. The results obtained have been used to extract limits on second-class currents [3, 5].

To be precise, the main contribution to δ^{nucl} comes from the difference in the matrix elements of the GT operator ($\sigma\tau$) between nuclear states, due to isospin mixing and differences in the radial wave functions, as we extensively discuss below. The calculations of resulting asymmetry in ft -values performed by different authors [17, 18, 19, 20] vary significantly, either because of different choices in the parametrizations or because of the more and more refined shell model technique used by the subsequent authors.

Apart from this, there are some contributions to δ^{nucl} due to the higher order effects, most of which are usually incorporated as corrections to the statistical rate function f , i.e. forbidden matrix elements, known induced currents, such as the induced pseudoscalar (see Ref. [2] for a complete list). Contrary to the calculation of the main part of δ , the evaluation of higher order corrections, using different nuclear wave functions [17, 20], gives quite similar values and in any case does not exceed a few percent.

Since the mentioned above estimations of the GT transition rates in mirror nuclei, no other attempts to refine the calculations have been undertaken up to now, in spite of the essential improvement in the knowledge of the low-energy

nuclear structure. Wider and more accurate experimental data on β -decay [15] are available nowadays, including sd -shell nuclei. In Fig. 1 we show the asymmetry extracted from the measured β -decay lifetimes of the selected mirror transitions for most of which the asymmetry is different from zero by 2σ or more.

Besides, the theoretical description of p -shell and sd -shell nuclei has made much progress during the last thirty years [22]. Since the limits on the induced tensor current are still not settled [5, 6, 9, 10, 11], it is worthwhile to improve the constraints on second-class currents coming from the β decay of nuclei using on one hand the current experimental systematics and on the other hand improved calculations.

The aim of this paper is to present up-to-date shell model calculations, for p -shell and, for the first time, sd -shell nuclei, of the main nuclear structure effects on the asymmetry δ^{nucl} (5) arising from the difference of GT operator matrix elements due to isospin mixing in nuclear states and differences in the radial wave functions. The higher order corrections will be discussed in Ref. [23]. In this study, we use p -shell [21] and sd -shell model wave functions [24] obtained from the INC Hamiltonians [25], in a sufficiently large model space easily accessible now, and realistic radial dependence, and we compare the results with the experimental data.

The theoretical framework, we choose, follows the one of Towner [20] and goes beyond it in several respects. First, we use the better fitted INC interaction to take into account isospin breaking, both without and within the parent state formalism, similarly to the calculations of Ormand and Brown [26] for superallowed transitions. Second, we use a different parametrization of the WS potential. We carefully investigate the sensitivity of the asymmetry to the way the tail of the single-particle wave functions may be determined by fitting the single-particle energies to the experimental separation energies. In fact, there are two possible procedures : I) to adjust the energy of the last unoccupied single-particle state only, as in Ref. [19, 20]; II) to fix all the energies of the single-particle states in the considered shell at the experimental separation energy, as it is done in Ref. [18] for $A = 12$ only. Strictly speaking, none of them is exact. However, we will argue that the latter is more consistent with the shell model, while the former can even lead to “unrealistic” results when the last unoccupied single-particle state is unbound. We will then use, contrary to previous calculations [19, 20], the procedure of fitting all the single-particle energies at the same experimental separation energy to estimate the asymmetry for an ensemble of p - and sd -shell nuclei. We fit the separation energy either by adding a surface term to the WS potential or by varying the volume term, as it is done in Ref. [18, 19, 20].

We test the wave functions by comparing certain electromagnetic observables, namely magnetic and quadrupole moments to available experimental data. The problem of the effective GT transition operator in relation with the quenching of the GT-strength is also discussed.

In the present study we restrict ourselves to the WS wave functions. Systematic calculations with the wave functions obtained from the self-consistent Hartree-Fock procedure will be published elsewhere [23]. As was noticed in Ref. [26], the WS potential may overestimate the difference in the tails of proton and neutron radial wave functions due to differences in the Coulomb and isovector potentials. Thus, the results we present here provide an upper limit for the theoretical asymmetry.

Finally, we remark that to extract limits on second-class currents in β decay one needs calculations as precise as possible and therefore should concentrate on the best described nuclei. In the context of the shell model, it means that very light nuclei, possibly viewed as few-nucleon systems, may in principle not be very good candidates. For example, the lightest nuclei, such as those involved in the $A = 8, 9$ cases, should be treated with particular techniques. This is also why, contrary to what was done in the past, in the present work we make an extensive analysis of both p -shell and sd -shell nuclei (Fig. 1).

The paper is organized as follows. In Section II we describe the theoretical approach, we give the details of the interaction used, the parameters of the single-particle WS potential and discuss the different procedures. Section III is devoted to the presentation of the results on magnetic and quadrupole moments, transition probabilities and asymmetries obtained for p - and sd -shell nuclei. Summary and conclusions are given in the last section.

II. THEORETICAL FRAMEWORK

Within the nuclear shell model [27], the asymmetry (4) is related to the GT matrix elements M_{\pm} for β_{+} and β_{-} decay through

$$\delta = \left| \frac{M_{+}}{M_{-}} \right|^2 - 1, \quad (7)$$

with

$$\begin{aligned}
M_{\pm} &\equiv \langle f | \sum_{k=1}^n \hat{\sigma}(k) \hat{\tau}_{\pm}(k) | i \rangle = \\
&= \sum_{j_1, j_2, \pi} (-1)^{J_f + J_{\pi} + j_2 + 1} \sqrt{(2J_i + 1)(2J_f + 1)} \begin{Bmatrix} J_f & J_i & 1 \\ j_1 & j_2 & J_{\pi} \end{Bmatrix} \\
&\quad S^{1/2}(j_2; J_f J_{\pi}) S^{1/2}(j_1; J_i J_{\pi}) \langle n_2 l_2 j_2 | \hat{\sigma} \hat{\tau}_{\pm} | n_1 l_1 j_1 \rangle,
\end{aligned} \tag{8}$$

where n is the number of valence particles in the many-body wave functions that describe the initial, $|i\rangle$, and final, $|f\rangle$, states in mother and daughter nuclei with angular momenta J_i and J_f respectively; J_{π} is the angular momentum of the parent states π of the $(A-1)$ nucleus and $S^{1/2}(j; J J_{\pi})$ denotes a spectroscopic factor, or generalized coefficient of fractional parentage, and gives the mixing of different shell model configurations in the eigenfunction. The INC terms in the effective shell-model interaction are responsible for the difference in the values of $S^{1/2}(j; J J_{\pi})$ for mirror transitions. The single-nucleon reduced matrix element is defined as

$$\langle n_2 l_2 j_2 | \hat{\sigma} \hat{\tau}_{\pm} | n_1 l_1 j_1 \rangle = \delta_{l_1 l_2} (-1)^{j_1 + l_1 + 3/2} \sqrt{6} \sqrt{(2j_1 + 1)(2j_2 + 1)} \begin{Bmatrix} 1/2 & j_2 & l_1 \\ j_1 & 1/2 & 1 \end{Bmatrix} \Omega_{j_1 j_2}^{\pi}, \tag{9}$$

with (n_i, l_i, j_i) labelling the single-particle states in a spherical basis and $\Omega_{j_1 j_2}^{\pi}$ being the overlaps of the single-nucleon radial wave functions :

$$\Omega_{j_1 j_2}^{\pi} = \int_0^{\infty} R_{n_1 l_1 j_1}^{\pi}(r) R_{n_2 l_2 j_2}^{\pi}(r) r^2 dr. \tag{10}$$

The radial single-particle wave functions $R_{n_1 l_1 j_1}^{\pi}(r)$ are obtained from a spherically symmetric single-particle potential. For realistic radial wave functions, obtained from WS or Hartree-Fock potential with Coulomb and other charge-dependent corrections, the integrals (10) are non-identical for two mirror processes. The difference in the matrix elements of GT operator for β_+ and β_- -decays (8) is extremely sensitive to the asymptotics of the radial part of the single-nucleon wave functions which depends on the particle separation energy through

$$R(r) \propto \exp \left(-\sqrt{\frac{2m|E - E_{\pi}|}{\hbar^2}} r \right), \tag{11}$$

where E and E_{π} are the energies of the initial state of the A -nucleus and of the final state in the parent $(A-1)$ -nucleus, respectively, and m is the reduced nucleon mass [18].

In case the number of the parent states to be taken into account in $(A-1)$ -nucleus is too large, one is obliged to introduce different approximations. There exist two basic possibilities to deal with the problem: either to truncate the number of states, leaving only those which mostly contribute to the matrix element (8), and then scale the result, or to neglect completely the dependence on π and approximate all integrals by those corresponding to the $(A-1)$ nucleus being in its ground state. We have used the latter procedure. In this case, the expression (8) reduces to

$$M_{\pm} = \sum_{j_1, j_2} \text{OBTD}(j_1, j_2; \Delta J = 1) \langle n_2 l_2 j_2 | \hat{\sigma} \hat{\tau}_{\pm} | n_1 l_1 j_1 \rangle, \tag{12}$$

where $\text{OBTD}(j_1, j_2; \Delta J = 1)$ are one-body transition densities [26].

We will present the results of $B(\text{GT})$ values obtained using both Eq. (12) and Eq. (8), where we have taken into account up to as many as 100 states of a parent nucleus. Provided this number is still too small for a good approximation (as it is for some sd -shell nuclei for which the dimensions of the eigenvalue problem reaches a few thousands), we have restricted ourselves only to the calculations according to Eq. (12).

To summarize, within the shell model the asymmetry in the decay of mirror nuclei can have two origins: i) inequivalent spectroscopic factors in (8) or OBTD's in (12) for β_+ and β_- decays due to isospin breaking effects; ii) difference of the overlaps between the proton and neutron radial wave functions (10) for mirror transitions. (These two nuclear structure effects were referred to, in the past, as effects due to Coulomb and charge-dependent nuclear forces and binding energy phenomena, respectively [20].) The two factors can be estimated independently and therefore we will discuss them separately.

A. Isospin corrections to configuration mixing

The isospin symmetry in nuclei is only an approximate symmetry due to the presence of the Coulomb interaction and isospin non-conserving nuclear forces. Within the shell model, both effects can be well incorporated in a phenomenological way. In Ref. [25], the INC Hamiltonians have been derived by supplementing several empirical shell model interactions (e.g., Cohen-Kurath for p -shell nuclei, the interaction of Zuker and co-workers [28] within the $(p_{1/2}d_{5/2}s_{1/2})$ shell model space for nuclei around ^{16}O , the interaction of Wildenthal [24] for sd -shell nuclei) by extra terms including isospin non-conserving ones. These are isovector single-particle energies for a given shell, matrix elements of Coulomb force and of the isovector and isotensor parts of nucleon INC interaction, whose strengths were fitted to the parameters of the isobaric mass-multiplet equation. The interaction yields the shifts of the levels in mirror partners often within 100 keV precision compared to experimental ones. We adopt these INC interactions for all our calculations within the p , $(p_{1/2}d_{5/2}s_{1/2})$ and sd configuration spaces.

B. Radial wave functions

We determine the single-particle radial wave function $R_{nlj}(r)$ of a nucleon participating in the β decay by solving the Schrödinger equation with a WS potential :

$$V(r) = -V_{ws}f(r) - V_{so}\frac{r_0^2}{r}\frac{d}{dr}[f(r)]\mathbf{l} \cdot \mathbf{s} + V_ch(r) \quad (13)$$

where

$$f(r) = \frac{1}{[1 + \exp(\frac{r-R_0}{a})]} \quad (14)$$

$$h(r) = \begin{cases} \frac{1}{r} & \text{for } r \geq R_0 \\ \frac{1}{2R_0}\left(3 - \frac{r^2}{R_0^2}\right) & \text{for } r < R_0 \end{cases}$$

with $R_0 = r_0(A-1)^{1/3}$ and $V_c = Ze^2$. The parameters are chosen following the Bohr-Mottelson parametrization [29], namely $r_0 = 1.27$ fm, $a = 0.75$ fm, $V_{ws} = V_0 - V_{NZ} * (N - Z)t_z/A$, $V_{so} = V_{ls} * V_{ws}$, $V_0 = 50.5$ MeV, $V_{NZ} = 32$ MeV, $V_{ls} = 0.22$. N , Z , A are the neutron, proton and mass numbers of the nucleus. The WS potential used in Ref. [18] does not contain any symmetry term, while the one of Ref. [20] differs in the parametrization and includes an additional Coulomb term.

Remark that the potentials we use for the mirror partners differ only for the Coulomb term.

There are two possible procedures to determine the radial part of the wave functions by adjusting the energies of the single-particle states in the potential of the parent $(A-1)$ -nucleus to the experimental proton or neutron separation energy in the A -nucleus. Method I : we fit the last unoccupied single-particle state and keep the same potential to get all the other radial wave functions. This choice was followed in Refs. [19, 20]. Method II : we adjust each single-particle energy at the separation energy of the nucleus, as was done in Ref. [18] for the $A = 12$ case only. We believe that the latter procedure is more consistent with the shell model than the former because method I corresponds to the extreme independent particle model. This conclusion is also supported by the unrealistic values for the electromagnetic moments in $A = 8, 9$ obtained with method I.

In practice, the adjustment of the energies is performed either by including a surface term ($\sim [f'(r)]^2$) or by varying the depth of the volume term in the potential. We use the same set of parameters fitted for a given nucleus for its mirror partner. This automatically yields single-particle energies very close to the experimental separation energies (the difference does not exceed a few hundred keV and in some cases 1 MeV).

We have studied the sensitivity of the asymmetries to both methods I and II (either including the surface term or by varying the depth of the volume term) for p -shell nuclei as trial case, and we have applied method II only, the most consistent one, to calculate the asymmetries for the sd -shell nuclei.

III. RESULTS

In this section we present the calculated magnetic and quadrupole moments, the transition rates and the asymmetries for an ensemble of p -shell and sd -shell nuclei. The spectroscopic factors and OBTD's have been obtained from the

shell model code Oxbash [30]. We use different types of radial wave functions : Harmonic Oscillator (HO) and Woods-Saxon (WS) wave functions obtained from the different fitting procedures as explained in the previous section (method I and II), and either neglecting the dependence on the parent state (12) or including it (8–10) . We also discuss how the results vary when one adjusts the single-particle energies either by including a surface (S) or by changing the volume (V) term of the WS potential.

The experimental data on $B(\text{GT})$ -values and asymmetries is taken from the compilation [15] of ft -values and asymmetries of allowed ($\log(ft) < 6$, $\pi_i = \pi_f$) mirror transitions in $A < 40$ nuclei. For comparison with theory, we have selected only the transitions for which the error on the asymmetry is small enough, since our final purpose is to extract the contribution of the second-class currents, if any.

Before discussing the results on $B(\text{GT})$ -values, we comment on the problem of quenching of the GT strength. We also show what level of accuracy of the nuclear wave functions we have, by considering the electromagnetic properties of some of the nuclear states involved in the studied β -decay branches.

A. Effective GT-operator

It was suggested long ago that the axial-vector coupling constant g_A should be renormalized in the nuclear medium due to presence of meson exchange currents, in particular, virtual excitation of Δ -isobar [31]. This is supported by the quenching of the experimentally measured total GT strength compared to the model-independent sum rule (for review see, e.g., Ref. [32]). Besides, the effective coupling constant needs to be corrected further because of the limited configuration space used in the calculations. The careful evaluation of all these effects for the shell-model single-nucleon matrix elements can be found in Ref. [33].

However, it is also well established [34, 35] that in the shell model, up to a good approximation, the phenomenon can be taken into account by an empirical multiplicative factor, $(g_A/g_V)_{\text{eff}} = \lambda(g_A/g_V)_{\text{bare}}$ with a bare value for the ratio of 1.26 as obtained from neutron decay. In this case, the quenching does not influence asymmetries of the transition rates, i.e. the ratios of the matrix elements, which is then simply given by (7). In the sections below we give the theoretical values for the GT-transition rates obtained with $(g_A/g_V)_{\text{bare}} = 1.26$.

B. Test of the radial wave functions

The accuracy of the wave functions is one of the most critical issues of the study, especially since we are interested in the fine details of the weak interaction. To check the wave functions of the states involved in the β -decay considered below and to demonstrate the present level of accuracy, we have computed the transition probabilities of electromagnetic processes for some of the states of interest. The electromagnetic processes are described up to an uncertainty arising mainly from two factors, provided the best wave functions of the many-body problem are available: i) the restricted model space used in the calculations; and ii) impulse approximations for the operators.

We have calculated some electromagnetic characteristics, namely, magnetic dipole and electric quadrupole moments for the ground states, which provide the most stringent test for the wave function of a given state. We will follow the conventional way and use the standard form of the M1 operator with the free-nucleon g -factors ($g_s(\pi) = 5.586$, $g_l(\pi) = 1.0$, $g_s(\nu) = -3.826$, $g_l(\nu) = 0.0$), which gives in general a reasonable agreement with the data. The electric quadrupole moments have been calculated with three different choices of effective charges [22, 36]. The results are summarized in Table I and Fig. 2(a,b), where the calculated values for certain states in p -shell nuclei exploited below in the β -decay analysis are compared with the data.

Both types of moments were computed according to

$$M(L) = \sum_{j_1, j_2} \text{OBTD}(j_1, j_2; \Delta J = L) \langle n_2 l_2 j_2 | \hat{O}_L | n_1 l_1 j_1 \rangle, \quad (15)$$

where \hat{O}_L is magnetic dipole or electric quadrupole operator. The OBTD values have been obtained from INC interaction, while the radial wave functions from either the harmonic oscillator or the WS potential, adjusted to give the separation energies only with respect to the ground state.

The magnetic dipole moments are sensitive to the single-particle configurations and almost does not depend on the radial form of the basis wave functions. As seen from Table I and Fig. 2, the theoretical description of the magnetic moments is always within 20%, thus showing the high quality of the effective interaction we use here.

The quadrupole moments depend on both the configurations involved and the radial wave functions. The results obtained with both harmonic oscillator and WS radial wave functions (method II, V) for three choices of the effective

electric charges are given in Table I. The calculations obtained by fitting the surface term (S) gives very similar results and to avoid repetition we do not present them.

To get the radial wave functions, we have also tested the other possibility of adjusting the potential, namely, fitting the separation energies to the last unoccupied nucleon state (method I, V or S). We have found out that this procedure yields unrealistic values of the quadrupole moments for light nuclei. For example, the moments of ^8Li calculated with the radial wave functions I V and I S are -0.85 e.f.m^2 and -0.88 e.f.m^2 respectively, to be compared with the experimental values and theoretical results obtained with method II (Table I). We will see that the calculation of β -decay transition rates does not help in choosing between method I and II, because they both yield similar agreement with the measured $B(\text{GT})$ values. We emphasize that only method I (V or S) was used in the past [19, 20], the case $A = 12$ being the only exception [18].

As seen from Table I, both harmonic oscillator and WS radial wave functions (method II) yield similar values of the quadrupole moments and on average reproduce fairly well the experimental data. It is difficult to use the results as an additional constraint for the potential, since the quadrupole moments are also rather sensitive to the choice of the effective charges (see Table I). The values obtained with the WS wave functions and the last set of the effective charges ($e(\pi) = 1.35$, $e(\nu) = 0.35$) are plotted in Fig. 2(b) and as seen agree within 20% with the results of the measurements.

C. GT-transition rates

The calculated $B(\text{GT})$ values,

$$B(\text{GT}_{\pm}) = \frac{1}{2J_i + 1} |M_{\pm}|^2, \quad (16)$$

are summarized in Tables II, for p -shell nuclei, and III, for sd -shell nuclei, in comparison with the experimental data (Fig. 3). The theoretical results are organized into columns labelled by the type of calculations. Contrary to the moments discussed above, the β -decay rates are extremely sensitive to both, the asymptotics of the radial wave functions and to the correct accounting for the dependence on the parent state. First three columns with the results on $B(\text{GT})$ values in both tables are obtained using formula (12), while in the last column (denoted by a star) the radial dependence on the parent state according to (8) is taken into account. The label IC(INC) refers to the isospin-conserving (isospin non-conserving) interaction used, and HO or WS indicate the type of the wave functions. Roman numbers I or II in Table II stand for the method to fit the single-particle potentials as discussed in section II. Only method II is used in the calculations for sd -shell nuclei.

1. p -shell nuclei

$A=8,9$.

The analysis of light nuclei is often complicated from both theoretical and experimental sides. The studied $A = 8$ triad includes the transition to the very broad 2^+ state of ^8Be , unstable with respect to $\alpha\alpha$ breakup. Moreover, in the description of the well-known proton-halo nucleus ^8B , the vicinity of the continuum can be important. The decay of proton-rich ^9C always continues through 2α -p three-body break-up, which complicates the experimental analysis of corresponding transitions [43]. In addition, the specific feature of ^9Li - ^9C mirror pair is the so-called anomalous isoscalar magnetic moment [39] which is still not fully understood from a theoretical point of view.

The shell model yields good agreement of the energy spectra and even nuclear moments with either harmonic oscillator or WS wave functions (see Table I) for the lowest states of $A = 8, 9$, despite missing the width of the unbound states. The only significant deviation is the quadrupole moment of the ground state of ^8B , showing necessity to go beyond the standard shell model we use.

However, as is clearly seen from Table II, the shell model experiences difficulties in reproducing the absolute values of the GT β -decay rates which are about ten and five times overestimated for $A = 8$ and $A = 9$ systems, respectively. The calculations with the best effective GT-operator of Ref. [44] also overestimates the transition rates in $A = 8, 9$, although with a factor of two discrepancy.

The apparent disagreement is unlikely to be the consequence of a particular renormalization of the GT operator for these nuclei, and is an indication of the limits of the theoretical approach used (few-nucleon systems, clusterization effects, close continuum). Following these arguments, we do not intend to consider $A = 8, 9$ case in the subsequent discussion on second-class currents [23] and leave them to more fundamental microscopic techniques, such as Green's Function Monte-Carlo methods [45], and no-core shell model [46]. Note, that $A = 8$ nuclei treated by the standard shell model have mainly been used in the past in the context of the second-class currents problem (e.g., [5, 19, 20]).

$A=12$.

The triad of $A = 12$ nuclei, $^{12}\text{B}(1^+; 1) \rightarrow ^{12}\text{C}(0^+; 0)$ and $^{12}\text{N}(1^+; 1) \rightarrow ^{12}\text{C}(0^+; 0)$, is the most famous and well studied case [47], since it was the first measured case of large asymmetry and up to now with the best precision. The electromagnetic moments for $1^+, T = 1$ states in mother nuclei are well reproduced. The rates of the GT transitions to the ground state of ^{12}C are close to the measured ones, while the calculated β -decay rates to the first excited state are about two times larger than the experimental values. The use of effective GT-operator [44] helps to reduce the disagreement to only 20% of overestimation.

At present, there are already *ab-initio* shell-model calculations available for ^{12}C [48]. It would be interesting to apply such a model to calculate the GT strength, since the questions such as limited configuration space and necessity of auxiliary realistic potential are not encountered there.

$A=13$.

The data on the GT-rates for the transitions to the ground states ($\frac{1}{2}^-, \frac{1}{2}$) in $A = 13$ nuclei is also advantageous by its precision. The shell model well reproduces the four lowest excited states of negative parity, including the values of the ground state magnetic and quadrupole moments. The positive parity states are outside of the p -shell model space. The theoretical β -decay rates are a factor of 1.2 larger than the experimental ones. No particular differences between wave functions obtained with the fitting procedure I and II can be seen in this case.

2. *sd*-shell nuclei

$A=17$.

We will devote a special discussion to $A = 17$ nuclei, since they have already got a lot of attention from both experimental and theoretical sides, because of the enormously large asymmetries of the first forbidden β -decay rates [49, 50, 51].

Here we study these nuclei with respect to the asymmetries in the allowed GT decay modes, which are also large. Although the nuclei near the doubly magic ones are the most difficult for the shell model framework, nuclei around ^{16}O can be well described within $p_{1/2}d_{5/2}s_{1/2}$ -shell model space [28]. In the calculations we used the interaction of Ref. [25], which is an INC version of the interaction close to the pioneer one [28]. Let us remark that the interaction exploited here gives much more realistic spectra, in particular the positions of $3/2^-$ states in ^{17}O and ^{17}F , and transition rates as compared to the (*psd*)-shell model interaction used in Ref. [44].

$A=20, 25, 28, 31, 35$.

As is well-known, the *sd*-shell nuclei are fairly good described by the interaction of Wildenthal [22, 24], while the INC corrections take care about the subtle effects. The systematic calculations of β -decay rates in *sd*-shell nuclei have been already performed [22, 35], although without accounting for INC effects, and are known to be in a good agreement with the experiment.

The results on $B(\text{GT})$ -values for *sd*-shell nuclei, obtained with both IC and INC Hamiltonians and with harmonic oscillator or WS radial wave functions are summarized in Table III. There are still no data on the transitions for $A = 21$ and $A = 25$ nuclei, however, the measurements are under way [52]. As was anticipated, the calculated $B(\text{GT})$ values are all about a factor of 0.5 – 0.7 quenched compared to the experiment, except for the $A = 20$ case ($T = 2 \rightarrow T = 1$ transitions).

As in the case of p -shell nuclei, there was no principal difference between the radial wave functions, however, the values obtained with formula (8) are assumed to be the most realistic ones. We did not take into account the dependence on the parent states for $A = 25, 28, 31$ because of the extremely large dimensions of the model spaces, as well as for $A = 35$ (S-CL-K-Ar) for which the experimental error bars are very large.

D. Asymmetries of GT-transition rates

We have performed, for the first time, a detailed study of the asymmetries for a selected ensemble of p - and *sd*-shell nuclei. The chosen nuclei are on one hand rather well described by the shell model and on the other hand the corresponding measured asymmetries present small error bars (Table IV and Fig. 4).

We have calculated the asymmetries of the $B(\text{GT})$ -values in the mirror nuclei due either to the use of the isospin non-conserving (INC) interaction or/and to differences in the tails of wave functions of the decaying proton or neutron. We present the effect of the isospin non-conserving interaction alone (INC+HO), of the mismatch of the radial integrals alone (IC+WS) and of both (INC+WS). In the latter case, we show the influence of the inclusion of the dependence on the parent states in the radial wave functions ((INC+WS)*).

We also present the first estimates of the asymmetries for some *sd*-shell nuclei for which the shell model description is rather good, but the asymmetries either present too large error bars or their analysis is under study [15] (Table V and Fig. 4).

All the results shown in Tables IV and V correspond to the radial wave functions obtained with method II by varying the volume term of the potential in the fitting procedure. We have checked that fitting the single-particle energies with the inclusion of a surface term changes the results by a few percent. We have also calculated the asymmetries using method I. This always leads to much larger asymmetries than those determined by method II and, in particular, it gives unrealistic ones for cases where one single-particle state is unbound, such as for $A = 8, 9$. We have also mentioned above that it leads to unrealistic results for the quadrupole moments of some light nuclei. For these reasons and because of a better consistency with the shell model, we believe that method II (and not method I) should be used in the procedure of fitting the wave functions contrary to the previous studies [19, 20].

As we can see from Table IV, the effect due to the differences in the tails of the wave functions is by far the largest in the *p*-shell nuclei; whereas in the case of the *sd*-shell nuclei, it can be sometimes of the same order as the asymmetry due to the INC interaction. This happens when there is a large contribution of the $d_{5/2}$ or $d_{3/2}$ single-particle states for which the centrifugal barrier tends to confine the wave function inside the potential reducing the differences in the tails. The case $A = 17$, including the halo nucleus ^{17}F , represents an exception : the asymmetry due to the INC interaction is almost ten times larger than the one due to the mismatch of the wave functions.

Concerning the dependence on the parent states (Eq. (8)), we see from Table IV that its inclusion has a significant effect on the asymmetries. As it was found in [19, 20], the use of Eq.(8) instead of Eq.(10) may significantly increase or decrease the asymmetry and in a few cases up to a factor of two.

We have compared the theoretical asymmetries to the ones obtained in Ref. [19, 20], although those calculations differ from ours in the parametrization of the shell model Hamiltonian, the WS potential, as well as in the fitting procedure (method I was used). In general, our asymmetries are much larger than previously calculated in Ref. [19, 20]. However, for $A = 12$ case, our result is in reasonable agreement with their values, as well as with the value in [18] where method II was used and also a very similar parametrization of the WS potential.

As far as the comparison with the measured asymmetries is concerned (Table IV), we see that our calculated asymmetries due to the only approximate isospin symmetry in the nucleus (described in our case through the use of the INC interaction [25] and of WS radial wave functions) : a) are compatible with the measured asymmetries in a few cases; b) overestimate the measured values for $A = 8, 12(g.s.), 17$; c) underestimate the experiments for $A = 9, 20$ (Fig. 4). Remark that $A = 8, 17$ represent rather delicate cases because they include halo nuclei which should be treated with particular techniques. For $A = 8, 9$, the theoretical $B(\text{GT})$ values are larger than the experimental ones by a factor of four.

For *p*-shell nuclei, these conclusions do not change even after the inclusion of the other above mentioned higher order corrections to δ^{nuc} , which have been found in Ref. [20] not to exceed 1%.

In principle, we expect that the use of Hartree-Fock wave functions will provide smaller asymmetries.

IV. CONCLUSION

Within the shell model, we have calculated the Gamow-Teller β_+ and β_- decay rates for an ensemble of light *p*- and *sd*-shell mirror nuclei. The theoretical results are important in connection with the possible existence of second class currents in the weak interaction. To assess their existence, it is necessary to carry out accurate estimates of the asymmetries coming from nuclear structure aspects.

The calculations are performed systematically for the known experimental cases among *p*-shell and, for the first time, *sd*-shell nuclei. We have evaluated the asymmetry due to the only approximate isospin symmetry of the shell model Hamiltonian and differences between the proton and neutron radial wave functions. The former is accounted for through the use of an isospin non-conserving interaction which describes well the shifts in energy levels of the mirror nuclei. The latter is due to the use of realistic single-particle radial wave functions from a WS potential adjusted to reproduce the experimental proton and neutron separation energies.

We have thoroughly studied the sensitivity of the asymmetries to the inclusion of the parent state dependence as well as to different fitting procedures, namely by fitting either the energy of the last unoccupied state or the energies of all the single-particle states in the shell at the same experimental separation energy. We argue that, contrary to what was done in the past, the latter fitting procedure is more consistent than the former.

The theoretical asymmetries we obtain are on average larger than all previous estimates. The results are compatible with the measured values in a few cases. For $A = 8, 12, 17$, the theoretical values are larger than the experimental ones, whereas for $A = 9, 20$ we find the opposite.

As is clear from the present study, the average reliability of $B(\text{GT})$ values, which determines the level of confidence for the theoretical asymmetries, seems still not to be high enough for extracting the second-class currents from the

differences in nuclear GT β -decay rates, even at the present level of many-body techniques. More extensive and systematic data would be very helpful.

Acknowledgments

We thank Bertram Blank and Jean-Charles Thomas for making us aware of the problem, providing us with the systematics of available experimental data prior to publication and stimulating interest to our work at earlier stages. We are grateful to Nicole Vinh Mau for her kind help at the beginning of our work and the very interesting numerous discussions. We gratefully acknowledge the discussions, also in e-mail correspondence, with H. Sazdjian and E. Ormand. N.A.S. thanks IPN Orsay for hospitality and CNRS, France, for visitor support, and acknowledges the Institute for Nuclear Theory at the University of Washington for hospitality and the U.S. Department of Energy for partial support during the completion of this work.

-
- [1] S. Weinberg, Phys. Rev. 112 (1958) 1375.
 - [2] J. N. Huffaker and E. Greuling, Phys. Rev. 132 (1963) 738.
 - [3] J. Delorme and M. Rho, Nucl. Phys. B34 (1971) 317; K. Kubodera, J. Delorme and M. Rho, Nucl. Phys. B66 (1973) 253; Phys. Rev. Lett. 38 (1977) 321.
 - [4] L. Grenacs, Ann. Rev. Nucl. Part. Sci. 35 (1985) 455.
 - [5] D. H. Wilkinson, Eur. Phys. J. A 7 (2000) 7.
 - [6] N.C. Mukhopadhyay, Proceedings to the “WEIN-98” conference, 1998, Santa Fe and nucl-th/9810039.
 - [7] J. Bartlet et al, Phys. Rev. Lett. 76 (1996) 4119.
 - [8] R. Balest et al, Phys. Rev. Lett. 75 (1995) 3809; D. Buskalic et al, Z. Phys. C 74 (1997) 263.
 - [9] B. Holstein, Phys. Rev. C 29, 623 (1984); M. Morita, Hyp. Int. 21, 143 (1985).
 - [10] J. Govaerts, hep-ph/9701385.
 - [11] T. Minamisono et al., Phys. Rev. Lett. 80, 4132 (1998).
 - [12] L. De Braekeleer, Phys. Rev. C 45 (1992) 1935; L. De Braekeleer et al, Phys. Rev. C 51 (1995) 2778.
 - [13] J. F. Amsbaugh, M. Beck, L. De Braekeleer et al, Proc. 6th Conf. “Intersections between Particle and Nuclear Physics” Ed. T.W.Donnely (AIP, 1997); p.416.
 - [14] D. H. Wilkinson, Phys. Lett. B 31 (1970) 447.
 - [15] J.C. Thomas and B. Blank (preprint CENBG; to be published) and private communication; J. C. Thomas, PhD Thesis.
 - [16] H. J. Lipkin, Phys. Lett. B 34 (1971) 202.
 - [17] R. J. Blin-Stoyle and M. Rosina, Nucl. Phys. 70 (1965) 321.
 - [18] J. Blomqvist, Phys. Lett. B 35 (1971) 375.
 - [19] D. H. Wilkinson, Phys. Rev. Lett. 27 (1971) 1018.
 - [20] I. S. Towner, Nucl. Phys. A 216 (1973) 589.
 - [21] S. Cohen and D. Kurath, Nucl. Phys. 73 (1965) 1.
 - [22] B. A. Brown and B. H. Wildenthal, Ann. Rev. Nucl. Part. Sci. 38 (1988) 29; B. A. Brown, Progr. Part. Nucl. Phys. 47 (2001) 517.
 - [23] C. Volpe and N. A. Smirnova (work in progress).
 - [24] B. H. Wildenthal, Progr. Part. Nucl. Phys. 11 (1984) 5.
 - [25] W. E. Ormand and B. A. Brown, Nucl. Phys. A 491 (1989) 1.
 - [26] W. E. Ormand and B. A. Brown, Nucl. Phys. A 440 (1985) 274.
 - [27] P. J. Brussaard and P. W. M. Glaudemans, *Shell-Model Applications in Nuclear Spectroscopy* (Amsterdam: North-Holland Publishing, 1977)
 - [28] A. P. Zuker, B. Buck and J. B. McGrory, Phys. Rev. Lett. 21 (1968) 39; A. P. Zuker, Phys. Rev. Lett. 23 (1969) 983.
 - [29] A. Bohr, B. R. Mottelson, *Nuclear Structure* (Benjamin, Menlo Park, 1969), Vol 1.
 - [30] B. A. Brown, A. Etchegoyen and W. D. M. Rae, The computer code Oxbash, MSU-NSCL Report No. 524 (1984).
 - [31] M. Ericson et al, Phys. Lett. B 45 (1973) 19; M. Rho, Nucl. Phys. A 231 (1974) 493; K. Ohta and M. Wahamatsu, Nucl. Phys. A 234 (1974) 445.
 - [32] F. Osterfeld, Rev. Mod. Phys. 64 (1992) 491.
 - [33] I. S. Towner, Phys. Rep. 155 (1987) 264; A. Arima et al, Adv. Nucl. Phys. 18 (1987) 1.
 - [34] D. H. Wilkinson, Phys. Rev. C 7 (1973) 930; Nucl. Phys. A 209 (1973) 470; Nucl. Phys. A 225 (1974) 365.
 - [35] B. A. Brown and B. H. Wildenthal, At. Data Nucl. Data Tables 33 (1985) 347.
 - [36] B. A. Brown, B. H. Wildenthal, W. Chung, et al, Phys. Rev. C 26 (1982) 2247.
 - [37] P. Raghavan, At. Data Nucl. Data Tables, 42 (1989) 194.

TABLE I: Comparison of experimental and theoretical static magnetic dipole (μ) in μ_N and electric quadrupole (Q) in e.f.m^2 moments of the ground states of the p -shell nuclei of interest. The quadrupole moments have been calculated either with harmonic oscillator (HO) or Woods-Saxon (WS) wave functions using method II with a volume term (see text), according to (15). The experimental data are taken from Ref. [37], if not specified.

$J^\pi; T$	μ g_s^{free}	μ EXP	$Q(\text{HO})$ ($e_\pi = 1.5, e_\nu = 0.5$)	$Q(\text{WS})$ ($e_\pi = 1.35, e_\nu = 0.5$)	$Q(\text{HO})$ ($e_\pi = 1.35, e_\nu = 0.35$)	$Q(\text{WS})$ ($e_\pi = 1.35, e_\nu = 0.35$)	Q EXP		
$^8\text{Li } 2^+; 1$	1.372	1.654	2.35	3.99	2.22	3.86	1.87	3.05	3.17(4)
$^8\text{B } 2^+; 1$	1.245	1.036	3.83	5.24	3.48	4.84	3.36	4.46	6.83(21)[38]
$^9\text{Li } \frac{3}{2}^-; \frac{3}{2}$	3.488	3.4335(52)	-4.23	-5.14	-3.89	-4.78	-3.62	-4.32	2.78(8)
$^9\text{Be } \frac{3}{2}^-; \frac{3}{2}$	-1.229	-1.1778(9)	4.59	5.80	4.20	5.43	3.96	4.81	+5.3(3)
$^9\text{C } \frac{3}{2}^-; \frac{3}{2}$	-1.5595	(-)1.3914(5)[39]							
$^{12}\text{B } 1^+; 1$	0.767	+1.003	2.18	2.42	1.97	2.20	1.93	2.14	1.34(14)
$^{12}\text{N } 1^+; 1$	0.570	+0.457	1.013	1.50	0.976	1.42	0.77	1.21	+0.98(9)[40]
$^{13}\text{B } \frac{3}{2}^-; \frac{3}{2}$	3.147	+3.1778(5)	4.73	4.89	4.24	4.40	4.24	4.40	3.74(40)
$^{13}\text{C } \frac{1}{2}^-; \frac{1}{2}$	0.748	+0.7024							
$^{13}\text{N } \frac{1}{2}^-; \frac{1}{2}$	-0.380	(-)0.322							
$^{13}\text{O } \frac{3}{2}^-; \frac{3}{2}$	-1.378	-1.3891(3)[41]	1.56	1.61	1.56	1.61	1.09	1.13	1.10(13)[42]

- [38] T. Minamisono et al, Phys. Rev. Lett. 69 (1992) 2058.
- [39] K. Matsuta et al, Nucl. Phys. A 588 (1995) 153c; M. Huhta, et al, Phys. Rev. C 57 (1998) R2790.
- [40] T. Minamisono et al, Phys. Lett. B 420 (1998) 31.
- [41] K. Matsuta et al, Hyperfine Interact. 97/98 (1996) 519.
- [42] K. Matsuta et al, Phys. Lett. B 459 (1999) 81.
- [43] F. Gete et al, Phys. Rev. C 61 (2000) 064310; U. C. Bergmann et al, Nucl. Phys. A 692 (2001) 427.
- [44] W.-T. Chou, E. K. Warburton, B. A. Brown, Phys. Rev. C 47 (1993) 163.
- [45] R. B. Wiringa, S. C. Pieper, J. Carlson, V. R. Pandharipande Phys. Rev. C 62 (2000) 014001.
- [46] P. Navratil, B. R. Barrett, Phys. Rev. C57 (1998) 3119.
- [47] R. W. Peterson and N. W. Glass, Phys. Rev. 130 (1963) 292; T. R. Fisher, Phys. Rev. 130 (1963) 2388.
- [48] P. Navratil, J. P. Vary, B. R. Barrett, Phys. Rev. Lett. 84 (2000) 5728.
- [49] M. J. G. Borge et al, Phys. Lett. B 317 (1993) 25.
- [50] D. J. Millener, Phys. Rev. C 55 (1997) R1633.
- [51] N. Michel, J. Okołowicz, F. Nowacki, M. Płoszajczak, Nucl. Phys. A 703 (2002) 202.
- [52] J.C. Thomas, B. Blank, private communication.

TABLE II: Comparison of experimental and theoretical $B(\text{GT})$ -values in p -shell mirror nuclei. The results shown are obtained with the isospin non-conserving (INC) interaction and either harmonic oscillator (HO) or Woods-Saxon wave functions (WS) determined with method I or II (see text) by adjusting the volume term, without including the dependence on the parent state. The results obtained by including a surface term are shown into parenthesis. The $B(\text{GT})$ -values given in column (INC+WS)* incorporate the dependence on the parent states as follows from Eq.(8).

	$J_i^\pi; T_i$	$J_f^\pi; T_f$	INC+HO	I: INC+WS	II: INC+WS	II: (INC+WS)*	EXP
$^8\text{Li}(\beta^-)^8\text{Be}$	$2^+; 1$	$2^+; 0$	0.1170	0.0265(0.0295)	0.1006 (0.1001)	0.0984	0.0162(2)
$^8\text{B}(\beta^+)^8\text{Be}$	$2^+; 1$	$2^+; 0$	0.1135	0.0082(0.0092)	0.0863 (0.0864)	0.0828	0.0149(2)
$^9\text{Li}(\beta^-)^9\text{Be}$	$\frac{3}{2}^-; \frac{3}{2}$	$\frac{3}{2}_1^-; \frac{3}{2}$ (g.s.)	0.1498	0.1052 (0.1101)	0.1375 (0.1352)	0.1417	0.0302(18)
$^9\text{C}(\beta^+)^9\text{B}$	$\frac{3}{2}^-; \frac{3}{2}$	$\frac{3}{2}_1^-; \frac{3}{2}$ (g.s.)	0.1517	0.0740 (0.0778)	0.1310 (0.1283)	0.1379	0.0261(3)
$^{12}\text{B}(\beta^-)^{12}\text{C}$	$1^+; 1$	$0^+; 0$ (g.s.)	0.5078	0.4250 (0.4528)	0.4703 (0.4692)	0.4250	0.5376(18)
		$2^+; 0$	0.1038	0.0979 (0.0999)	0.0990 (0.0984)	0.0954	0.0485(2)
$^{12}\text{N}(\beta^+)^{12}\text{C}$	$1^+; 1$	$0^+; 0$ (g.s.)	0.5045	0.3629 (0.3918)	0.4272 (0.4245)	0.3488	0.4774(31)
		$2^+; 0$	0.1045	0.0875 (0.0897)	0.0917 (0.0909)	0.0857	0.0443(8)
$^{13}\text{B}(\beta^-)^{13}\text{C}$	$\frac{3}{2}^-; \frac{3}{2}$	$\frac{1}{2}_1^-; \frac{1}{2}$ (g.s.)	0.767	0.6861 (0.7096)	0.7206 (0.7218)	0.7181	0.5783(73)
$^{13}\text{N}(\beta^+)^{13}\text{C}$	$\frac{3}{2}^-; \frac{3}{2}$	$\frac{1}{2}_1^-; \frac{1}{2}$ (g.s.)	0.752	0.6095 (0.6381)	0.6580 (0.6615)	0.6609	0.5198(132)

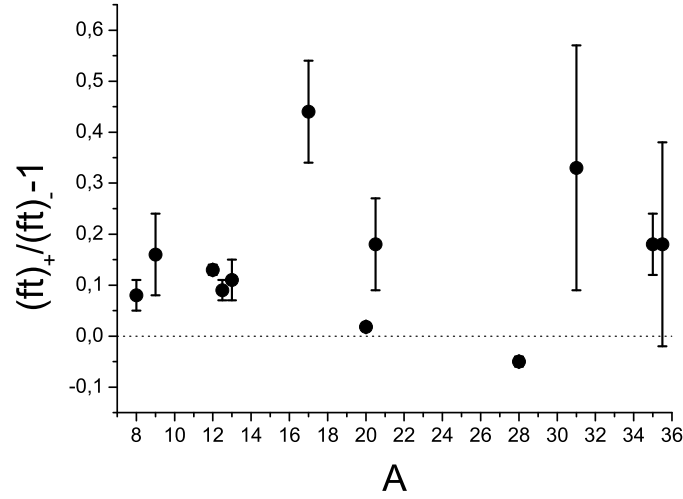


FIG. 1: Experimental asymmetry (4) deduced from the data on β_{\pm} mirror transitions characterized by $|\Delta T| = 1$, $|\Delta J| = 0, 1$, $\pi_i = \pi_f$ (data are taken from Ref. [15]). from the A -value.

TABLE III: Comparison of experimental and theoretical B(GT)-values in *sd*-shell mirror nuclei. We present results obtained with the isospin conserving (IC) and isospin non-conserving (INC) interactions and either harmonic oscillator (HO) or Woods-Saxon wave functions (WS) determined from method II by adjusting a volume term. The results including the dependence on the parent state are shown in column (INC+WS)* only for the nuclei considered in the discussion of the asymmetries.

	$J_i^\pi; T_i$	$J_f^\pi; T_f$	INC+HO	IC+WS	INC+WS	(INC+WS)*	EXP
$^{17}\text{N}(\beta^-)^{17}\text{O}$	$\frac{1}{2}^-; \frac{3}{2}$	$\frac{3}{2}^-; \frac{1}{2}$	0.2079	0.2333	0.2021	0.2080	0.2388(90)
$^{17}\text{Ne}(\beta^+)^{17}\text{F}$	$\frac{1}{2}^-; \frac{3}{2}$	$\frac{3}{2}^-; \frac{1}{2}$	0.1356	0.2216	0.1272	0.1356	0.1664(51)
$^{20}\text{F}(\beta^-)^{20}\text{Ne}$	$2^+; 1$	$2_1^+; 0$	0.0921	0.0948	0.0922	0.0924	0.06574(5)
$^{20}\text{Na}(\beta^+)^{20}\text{Ne}$	$2^+; 1$	$2_1^+; 0$	0.0935	0.1098	0.1085	0.0914	0.0646(4)
$^{20}\text{O}(\beta^-)^{20}\text{F}$	$0^+; 2$	$1_1^+; 1$	0.9124	0.9571	0.9183	0.9031	1.1386(58)
$^{20}\text{Mg}(\beta^+)^{20}\text{Na}$	$0^+; 2$	$1_1^+; 1$	0.9120	0.9439	0.9054	0.9171	0.9631(679)
$^{21}\text{F}(\beta^-)^{21}\text{Ne}$	$\frac{5}{2}^+; \frac{3}{2}$	$\frac{3}{2}^+; \frac{1}{2}$ (g.s.)	0.0215	0.0226	0.0215		
		$\frac{5}{2}^+; \frac{1}{2}$	0.1188	0.1243	0.1195		
		$\frac{7}{2}^+; \frac{1}{2}$	0.1159	0.1165	0.1168		
$^{21}\text{Mg}(\beta^+)^{21}\text{Na}$	$\frac{5}{2}^+; \frac{3}{2}$	$\frac{3}{2}^+; \frac{1}{2}$ (g.s.)	0.0224	0.0218	0.0216		
		$\frac{5}{2}^+; \frac{1}{2}$	0.1209	0.1214	0.1188		
		$\frac{7}{2}^+; \frac{1}{2}$	0.1128	0.1149	0.1120		
$^{25}\text{Na}(\beta^-)^{25}\text{Mg}$	$\frac{5}{2}^+; \frac{3}{2}$	$\frac{5}{2}^+; \frac{1}{2}$ (g.s.)	0.0458	0.0472	0.0463		
		$\frac{3}{2}^+; \frac{1}{2}$	0.0836	0.0820	0.0830		
		$\frac{7}{2}^+; \frac{1}{2}$	0.0634	0.0615	0.0643		
		$\frac{5}{2}^+; \frac{1}{2}$	0.0048	0.0052	0.0047		
$^{25}\text{Si}(\beta^+)^{25}\text{Al}$	$\frac{5}{2}^+; \frac{3}{2}$	$\frac{5}{2}^+; \frac{1}{2}$ (g.s.)	0.0463	0.0462	0.0458		
		$\frac{3}{2}^+; \frac{1}{2}$	0.0765	0.0798	0.0738		
		$\frac{7}{2}^+; \frac{1}{2}$	0.0589	0.0595	0.0578		
		$\frac{5}{2}^+; \frac{1}{2}$	0.0049	0.0053	0.0050		
$^{28}\text{Al}(\beta^-)^{28}\text{Si}$	$3^+; 1$	$2_1^+; 0$	0.1458	0.1444	0.1435		0.08414(5)
$^{28}\text{P}(\beta^+)^{28}\text{Si}$	$3^+; 1$	$2_1^+; 0$	0.1449	0.1303	0.1287		0.0887(9)
$^{31}\text{Al}(\beta^-)^{31}\text{Si}$	$\frac{5}{2}^+; \frac{5}{2}$	$\frac{3}{2}^+; \frac{3}{2}$ (g.s.)	0.2120	0.2090	0.2124		0.1070(124)
$^{31}\text{Ar}(\beta^+)^{31}\text{Cl}$	$\frac{5}{2}^+; \frac{5}{2}$	$\frac{3}{2}^+; \frac{3}{2}$ (g.s.)	0.1947	0.1958	0.1827		0.0804(54)
$^{35}\text{S}(\beta^-)^{35}\text{Cl}$	$\frac{3}{2}^+; \frac{3}{2}$	$\frac{3}{2}^+; \frac{1}{2}$ (g.s.)	0.0861	0.0870	0.0865		0.0599(1)
$^{35}\text{K}(\beta^+)^{35}\text{Ar}$	$\frac{3}{2}^+; \frac{3}{2}$	$\frac{3}{2}^+; \frac{1}{2}$ (g.s.)	0.0846	0.0843	0.0824		0.0506(85)
$^{35}\text{P}(\beta^-)^{35}\text{S}$	$\frac{1}{2}^+; \frac{5}{2}$	$\frac{1}{2}^+; \frac{3}{2}$	0.9052	0.8572	0.8836	0.8861	0.4681(71)
$^{35}\text{Ca}(\beta^+)^{35}\text{K}$	$\frac{1}{2}^+; \frac{5}{2}$	$\frac{1}{2}^+; \frac{3}{2}$	0.8572	0.7435	0.7257	0.7458	0.3968(157)

TABLE IV: Comparison of experimental and theoretical asymmetries δ (%) of B(GT)-values for transitions in selected p - and sd -shell mirror nuclei. Entries denoted $A = 20$, $A = 20(a)$ and $A = 35$ correspond to O-F-Mg-Na, F-Ne-Na and P-S-Ca-K systems, respectively (see Table II for the details). The different columns give the asymmetries obtained with the isospin conserving (IC) or isospin non-conserving (INC) interactions and harmonic oscillator (HO) or Woods-Saxon (WS) wave functions obtained with method II (see text), adjusting a volume term. The column (INC+WS)* shows the results obtained with the inclusion of the dependence on the parent state.

A	$J_i^\pi; T_i$	$J_f^\pi; T_f$	INC+HO	IC+WS	INC+WS	(INC+WS)*	EXP.
8	$2^+; 1$	$2_1^+; 0$	3.10	13.21	16.65	18.82	8(3)
9	$\frac{3}{2}^-; \frac{3}{2}$	$\frac{3}{2}_1^-; \frac{3}{2}$ (g.s.)	-1.26	6.4	4.95	2.72	16(8)
12	$1^+; 1$	$0_1^+; 0$ (g.s.)	0.70	9.4	10.09	21.85	13(1)
		$2_1^+; 0$	-0.65	8.45	7.92	11.33	9(2)
13	$\frac{3}{2}^-; \frac{3}{2}$	$\frac{1}{2}_1^-; \frac{3}{2}$ (g.s.)	2.10	7.26	9.50	8.65	11(4)
17	$\frac{1}{2}^-; \frac{3}{2}$	$\frac{3}{2}_1^-; \frac{3}{2}$	53.26	5.29	58.90	64.80	44(10)
20	$0^+; 2$	$1_1^+; 1$	0.04	1.41	1.42	-1.53	18(9)
20(a)	$2^+; 1$	$2_1^+; 0$	-1.45	-13.64	-14.99	1.11	1.8(8)
35	$\frac{1}{2}^+; \frac{5}{2}$	$\frac{1}{2}_1^+; \frac{3}{2}$	5.59	15.28	21.75	18.81	18(6)

TABLE V: Comparison of experimental and theoretical asymmetries δ (%) of B(GT)-values for transitions in sd -shell mirror nuclei. The entry denoted as $A = 35$ correspond to the S-Cl-K-Ar system (see Table II for the details). The different columns give the asymmetries obtained with the isospin conserving (IC) and isospin non-conserving (INC) interactions with the harmonic oscillator (HO) or Woods-Saxon (WS) wave functions obtained with method II (see text), adjusting a volume term.

A	$J_i^\pi; T_i$	$J_f^\pi; T_f$	INC+HO	IC+WS	INC+WS	EXP.
21	$\frac{5}{2}^+; \frac{3}{2}$	$\frac{3}{2}_1^+; \frac{1}{2}$ (g.s.)	-3.96	3.49	-0.56	
		$\frac{5}{2}_1^+; \frac{3}{2}$	-1.71	2.35	0.60	
		$\frac{7}{2}_1^+; \frac{3}{2}$	2.78	1.44	4.23	
25	$\frac{5}{2}^+; \frac{3}{2}$	$\frac{5}{2}_1^+; \frac{1}{2}$ (g.s.)	-1.09	2.24	1.11	
		$\frac{3}{2}_1^+; \frac{1}{2}$	9.21	2.83	12.39	
		$\frac{7}{2}_1^+; \frac{1}{2}$	7.76	3.83	11.23	
		$\frac{5}{2}_2^+; \frac{1}{2}$	-3.17	-2.52	-5.58	
28	$3^+; 1$	$2_1^+; 0$	0.61	10.85	11.54	-5(1)
31	$\frac{5}{2}^+; \frac{5}{2}$	$\frac{3}{2}_1^+; \frac{3}{2}$ (g.s.)	8.88	6.72	16.27	33(24)
35	$\frac{3}{2}^+; \frac{3}{2}$	$\frac{3}{2}_1^+; \frac{1}{2}$ (g.s.)	1.82	3.13	4.96	18(20)

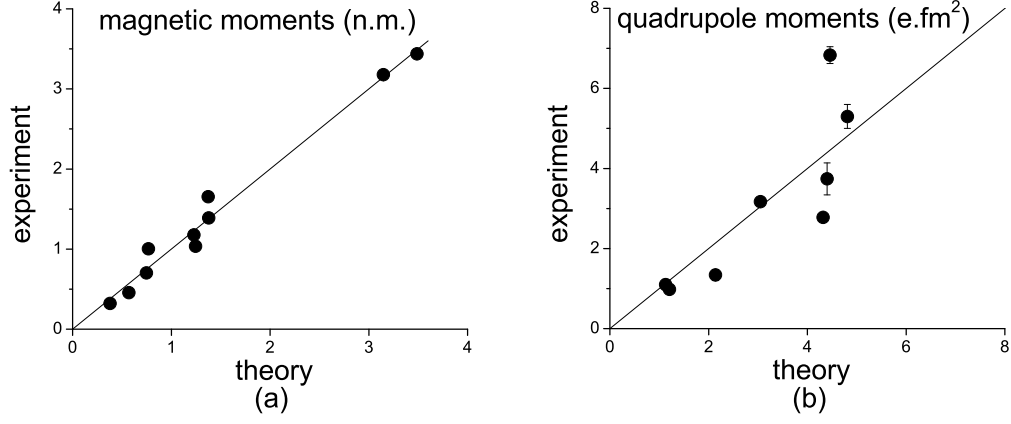


FIG. 2: Experimental versus theoretical (Table I): (a) absolute values of magnetic dipole moments of the ground states of p -shell nuclei obtained with the free-nucleon g -factors (data are taken from Ref. [37, 39, 41]); (b) absolute values of electric quadrupole moments of the ground states of p -shell nuclei obtained with the WS wave functions and $e(\pi) = 1.35$, $e(\nu) = 0.35$ (data are taken from Ref. [37, 38, 40, 42]). Solid lines correspond to the ratios equal to 1 and are given to guide the eye.

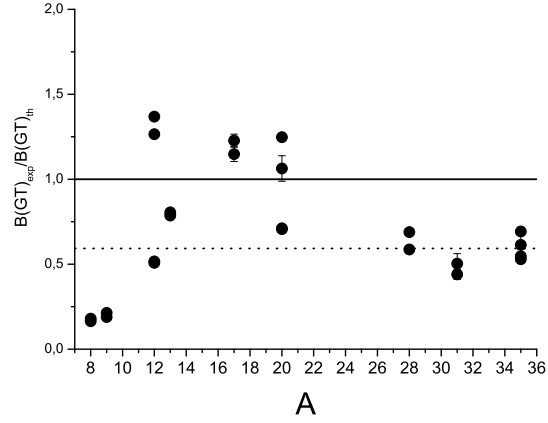


FIG. 3: Ratios of experimental to theoretical $B(GT)$ values (Tables II and III). Experimental data are taken from Ref. [15]. Theoretical values are those obtained with the dependence on the parent state (column (INC+WS)* in Tables II and III) and without dependence for $A = 28, 31$ and $A = 35$ S-CL-K-Ar (column (INC+WS) in Table III). Solid and dotted lines correspond to the ratios 1 and $(0.77)^2$, respectively, and are given to guide the eye.

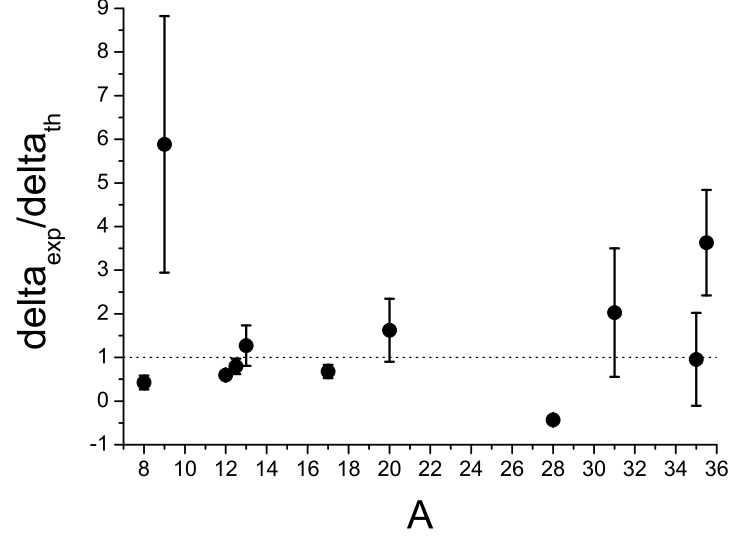


FIG. 4: Ratios of experimental to theoretical asymmetries δ of selected GT decay rates for p - and sd -shell nuclei. For a given mass, the theoretical points show the effect due to the inclusion of the dependence on the parent state, except for $A = 28, 31$ and $A = 35$ S-Cl-K-Ar system. The data for the second transitions in $A = 12$ and $A = 35$ S-Cl-K-Ar are shifted by 0.5 units from the A -value. The large in absolute value ratio of the asymmetries for $A = 20$ case O-F-Mg-Na is excluded.