

Erratum: Neutron and proton spectra from the decay of Λ hypernuclei [Phys. Rev. C55, 735 (1997)]

A. Ramos¹, M.J. Vicente-Vacas² and E. Oset²

¹ *Departament d'Estructura i Constituents de la Matèria,
Universitat de Barcelona, Diagonal 647, E-08028 Barcelona, Spain*

² *Departamento de Física Teórica and IFIC,
Centro Mixto Universidad de Valencia-CSIC,
Ap. Correos 22085, E-46071 Valencia, Spain*

PACS number(s): 21.80.+a, 24.10.Lx

An error in the computer program which evaluated nucleon spectra following the decay of Λ hypernuclei has been detected. The error affected the final state interaction (FSI) of the nucleons, reducing by a factor ten the nucleon-nucleon (NN) collision probability. When correcting the error, some results and conclusions of Ref. [1] have changed substantially.

In this erratum we present the corrected results, keeping the same numbering of the original figures to avoid confusion. The corrections affect figures 6 to 8 and 11 to 16, which we display below.

In summary, the effect of FSI of the nucleons is much more important than in the old results. This has as consequences,

- The shape of the spectra with FSI is drastically modified. Due to the larger NN collision probability, more nucleons are removed from the high energy part of the spectrum and fill up the low energy part. This can be seen in Fig. 7.
- The numbers of emitted neutron and protons tend to become more similar because of the increased number of collisions, particularly at low energies in the spectrum where nucleons which have undergone several collisions accumulate. This is clearly visualized in Fig. 11, which shows the ratio N_n/N_p for different experimental cuts.
- The number of protons (N_p) or neutrons (N_n) per decay event is strongly dependent on the energy cut, as can be seen in Figs. 12, 13 and 14. For instance, removing the protons with energies smaller than 30 MeV reduces N_p by a factor about three in ${}^{12}_{\Lambda}\text{C}$ and more than four in ${}^{56}_{\Lambda}\text{Fe}$.
- The sensitivity of the number of protons or neutrons per decay event to Γ_n/Γ_p is weaker than before. For instance, whereas the number of emitted protons in ${}^{12}_{\Lambda}\text{C}$ increased by 45 percent when Γ_n/Γ_p changed from 0 to 2, now the increase is only 33 percent. One of the consequences is that, given an experimental value for the number of neutrons or protons with a certain error, the uncertainties induced in the Γ_n/Γ_p ratio will be somewhat larger than before.

- The agreement with the shape of the experimental spectra is now much better than before for a wide range of values of Γ_n/Γ_p , as one can see in Figs. 15 and 16. From the spectrum of Fig. 15, low values of Γ_n/Γ_p around or below unity seem to be preferred. The situation is less clear for the spectrum of Fig. 16 which has larger error bars.

The new results presented here might affect some experimental analyses which have used the results of [1] as input.

Acknowledgments

We would like to thank G. Garbarino for pointing out this error to us.

References

- [1] A. Ramos, M. J. Vicente-Vacas and E. Oset, Phys. Rev. C **55**, 735 (1997).

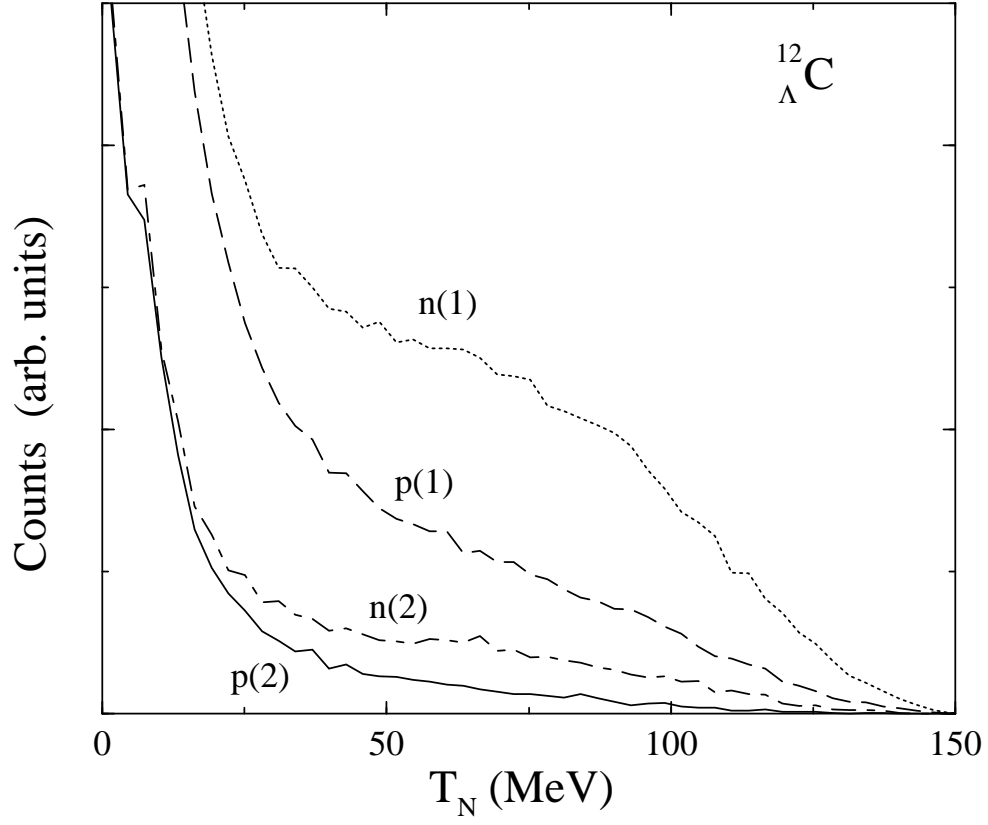


Figure 6: Spectra of neutrons and protons in the decay of $^{12}_{\Lambda}\text{C}$. Dashed line: protons from the $1N$ -induced mechanism. Dotted line: neutrons from the $1N$ -induced mechanism. Solid line: protons from the $2N$ -induced mechanism. Dash-dotted line: neutrons from the $2N$ -induced mechanism. The results have been obtained for a value $\Gamma_n/\Gamma_p = 1$.

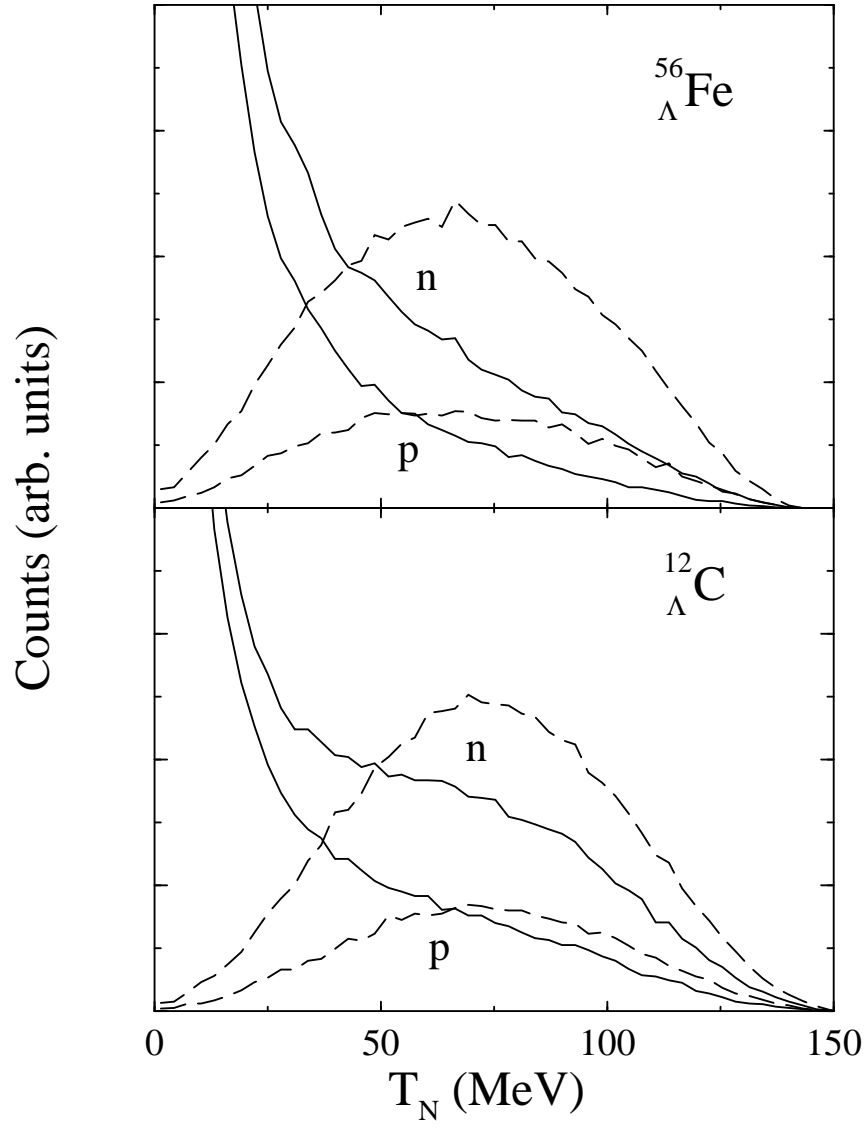


Figure 7: Effect of the final state interactions in the spectrum of nucleons emitted in the $1N$ -induced decay of $^{56}_{\Lambda}\text{Fe}$ and $^{12}_{\Lambda}\text{C}$. Dashed line: results without FSI's. Solid line: results including FSI's. The results have been obtained for a value $\Gamma_n/\Gamma_p = 1$.

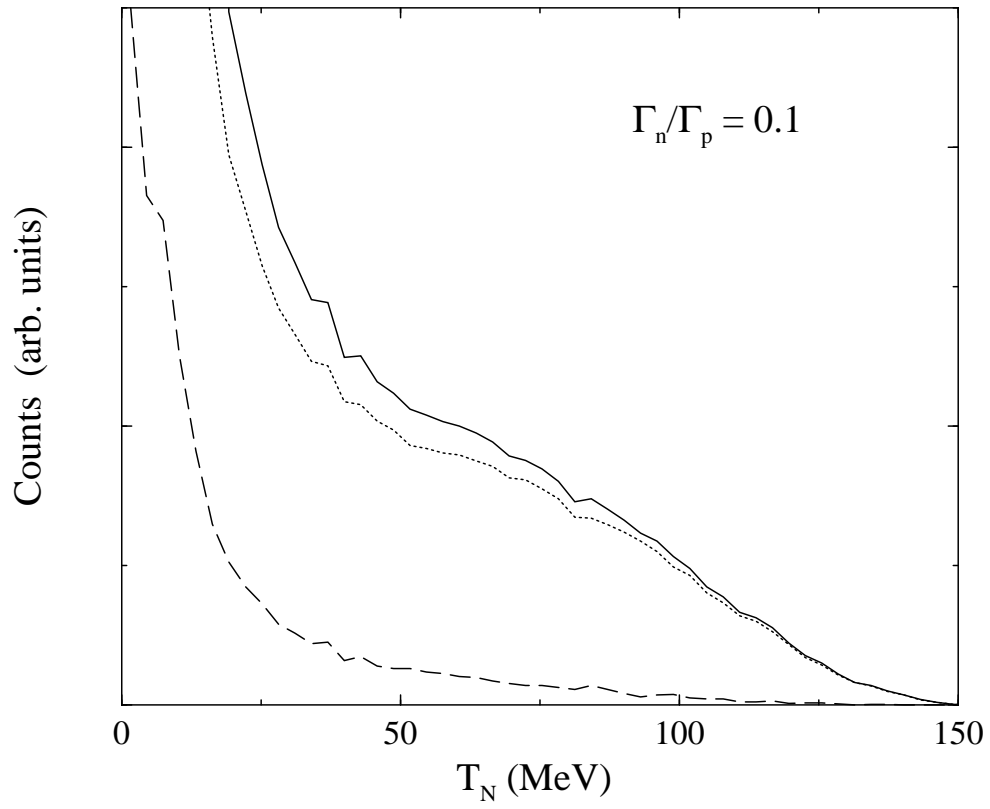


Figure 8: Proton spectrum in the decay of $^{12}_{\Lambda}\text{C}$, obtained for a value $\Gamma_n/\Gamma_p = 0.1$. Dotted line: $1N$ -induced mechanism. Dashed line: $2N$ -induced mechanism. Solid line: total.

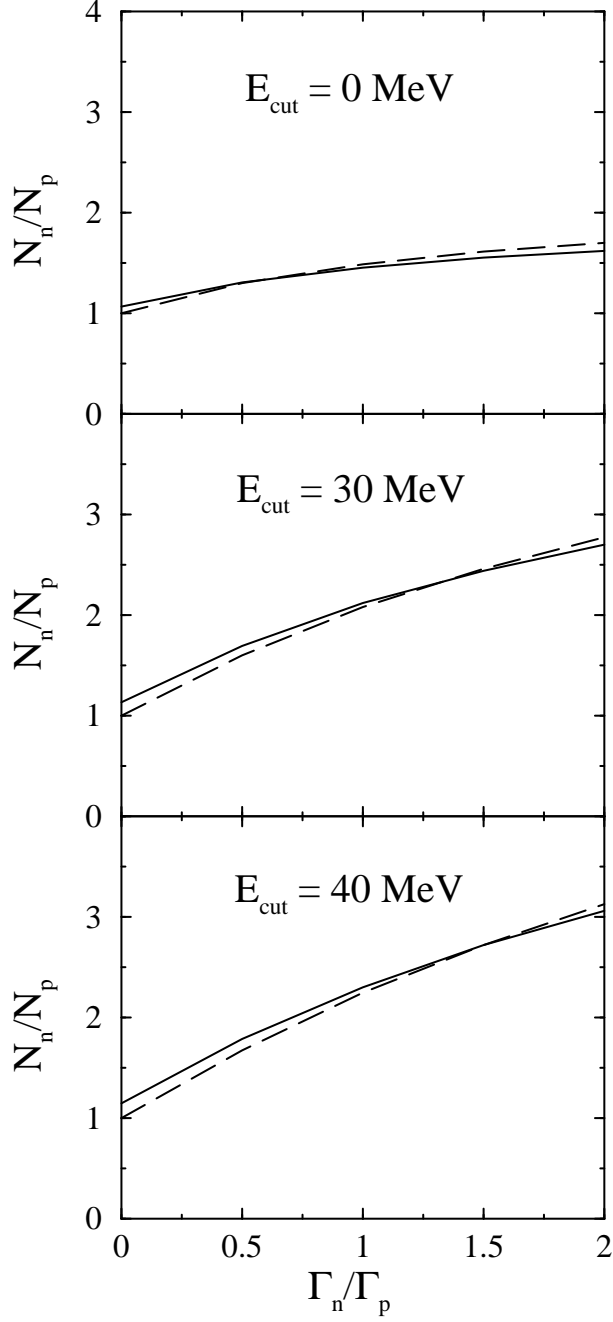


Figure 11: N_n/N_p as a function of Γ_n/Γ_p in the decay of $^{12}_{\Lambda}\text{C}$ including final state interaction effects and applying energy cuts of 0, 30, and 40 MeV. Dashed line: $1N$ -induced mechanism. Solid line: $(1N + 2N)$ -induced mechanisms.

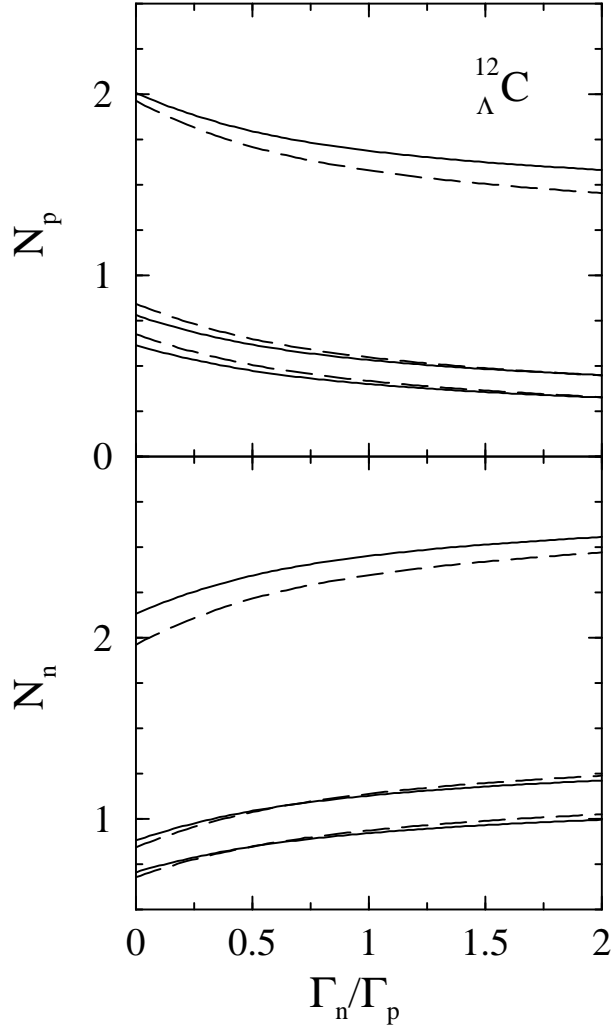


Figure 12: Number of protons (N_p) and neutrons (N_n) per Λ decay event in $^{12}_{\Lambda}\text{C}$ as functions of Γ_n/Γ_p . Dashed lines: $1N$ -induced mechanism. Solid lines: $(1N+2N)$ -induced mechanisms. Final state interactions are considered and, from top to bottom, the results include energy cuts of 0, 30, and 40 MeV, respectively.

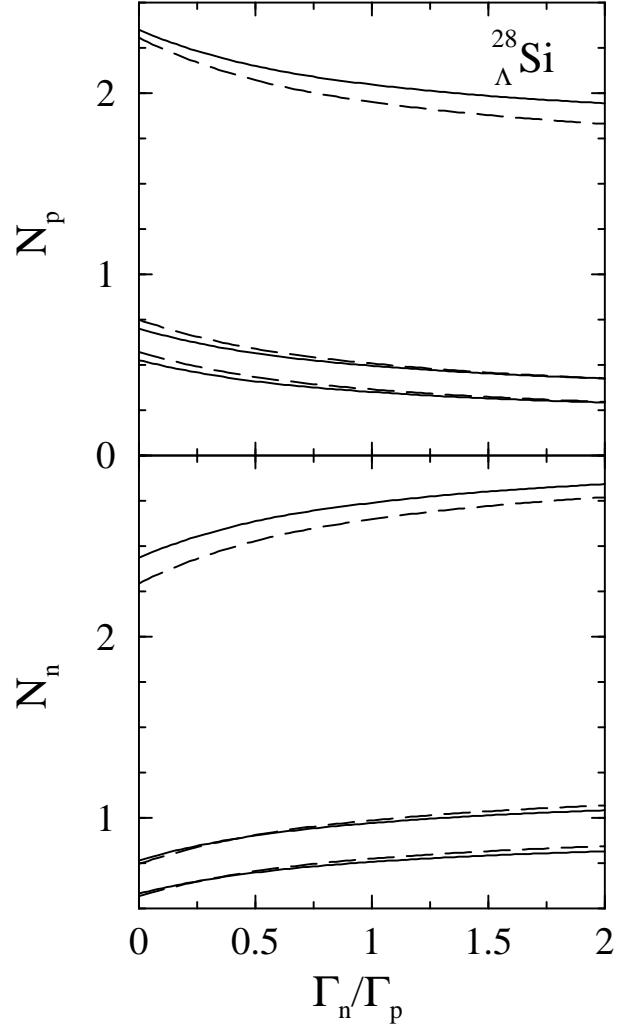


Figure 13: Same as Fig. 12 but for $^{28}_{\Lambda}\text{Si}$.

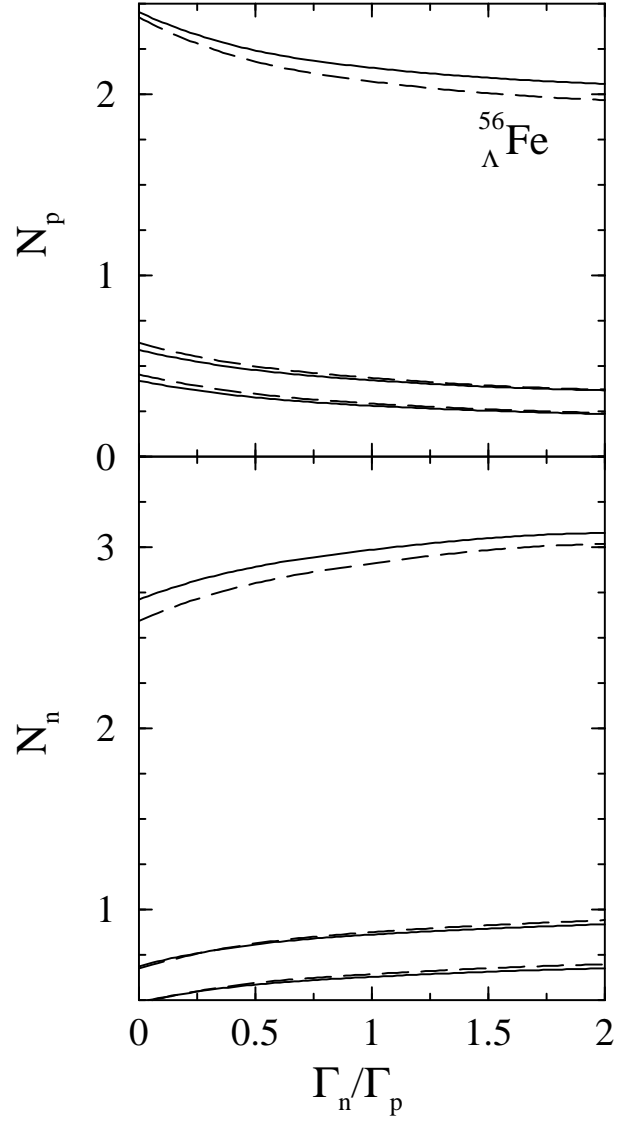


Figure 14: Same as Fig. 12 but for $^{56}_{\Lambda}\text{Fe}$.

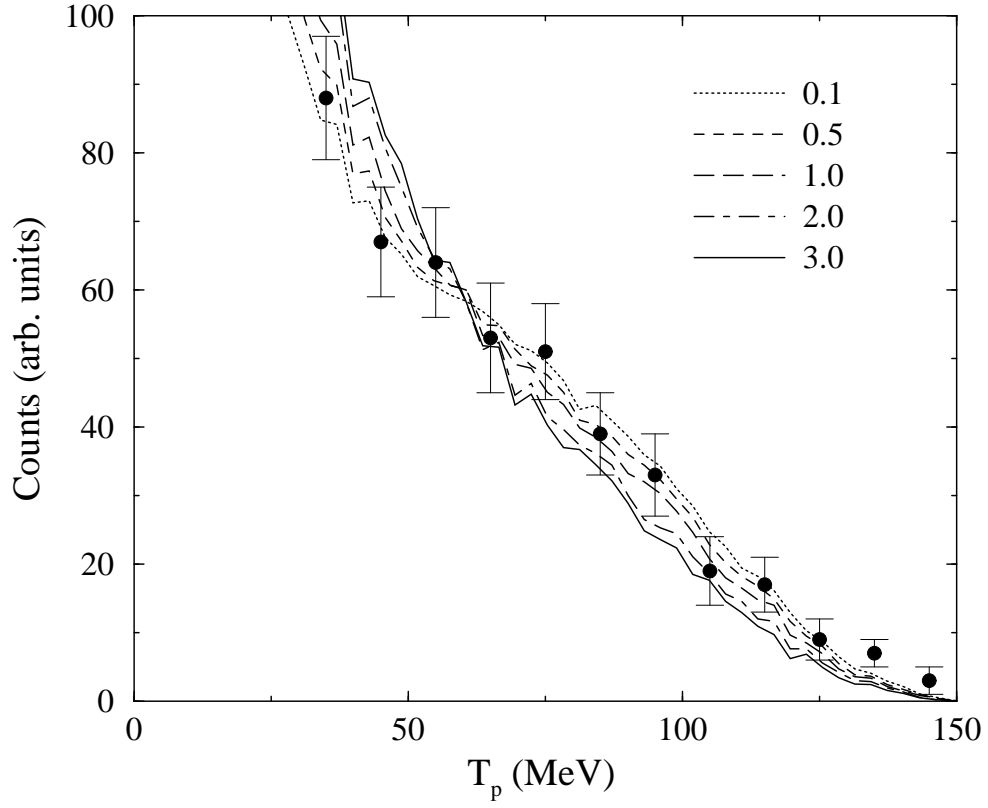


Figure 15: Proton spectrum for different values of Γ_n/Γ_p in the decay of $^{12}_{\Lambda}\text{C}$. The experimental points are taken from Ref. [4].

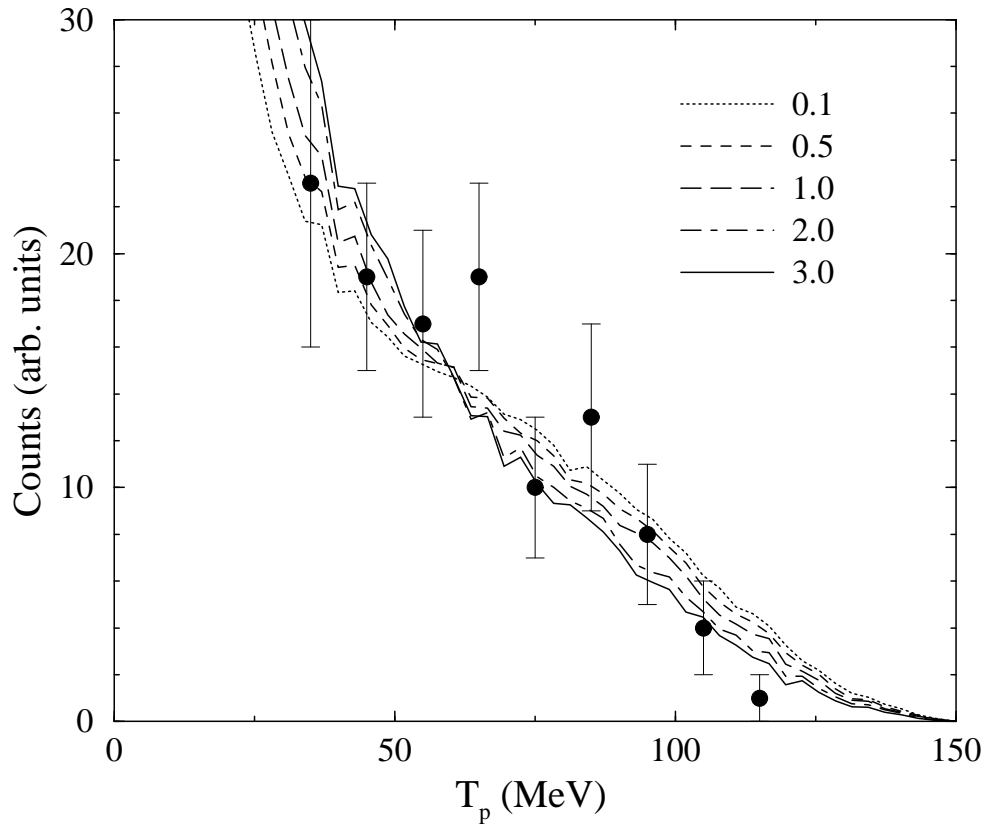


Figure 16: Same as Fig. 15 but comparing with the experimental points of Ref. [5].