

On description of photonuclear reactions accompanied by excitation of the giant dipole resonance

V.A. Rodin and M.H. Urin

Moscow State Engineering and Physics Institute, 115409 Moscow, Russia

Abstract

A semimicroscopical approach is applied to describe the photoabsorption and partial photonucleon reactions accompanied by excitation of the giant dipole resonance (GDR). The approach is based on both continuum-RPA (CRPA) and a phenomenological description for doorway-state coupling to many-quasiparticle configurations. Apart from a phenomenological mean field, the separable isovector momentum-dependent forces and momentum-independent Landau-Migdal particle-hole interaction are used as the input quantities for CRPA calculations. The photoabsorption and partial (n, γ) -reaction cross sections in the vicinity of the GDR are satisfactorily described for ^{89}Y , ^{140}Ce and ^{208}Pb target nuclei. An attempt to evaluate the total direct-neutron-decay branching ratio of the GDR in ^{48}Ca and ^{208}Pb is also undertaken.

1 Introduction

Excitations and decays of giant resonances (GRs) in medium-heavy mass nuclei have been the subjects of intensive experimental and theoretical studies during many years. The permanent interest to the subjects is quite understandable because the collective, single- and many- quasiparticle aspects of nuclear dynamics are involved in the giant-resonance phenomenon. A rather full theoretical description of GR properties is a serious test for nuclear structure models and needs (semi)microscopical approaches for realization. In particular, the semimicroscopical approach was developed recently to describe properties of a number of charge-exchange and isoscalar GRs (Refs. [1, 2] and [3], respectively). The ingredients of the approach are the following: (i) the continuum RPA (CRPA); (ii) the phenomenological isoscalar part (including the spin-orbit term) of the nuclear mean field, the momentum-independent Landau-Migdal particle-hole interaction and some partial self-consistency conditions; (iii) the phenomenological description (in terms of a smearing parameter) for the coupling of collective particle-hole-type doorway states to many-quasiparticle configurations (i.e., for the spreading effect).

However, it was found that the experimental energies of the familiar (isovector) giant dipole resonance (GDR) [4] are systematically underestimated in calculations within the semimicroscopical approach [5]. At the same time, the observed exceeding of the sum

rule σ_{GDR}^{int} , exhausted by the GDR in photoabsorption cross section, over the TRK sum rule $\sigma_{TRK}^{int} = 15 A \text{ MeV}\cdot\text{mb}$ can only be reproduced in selfconsistent calculations provided the momentum-dependent forces are taken into account. An attempt to do that was undertaken in Ref. [6]. Taking the isovector separable momentum-dependent forces into account allowed the authors of Ref. [6] to reproduce the GDR energy for ^{208}Pb (if the experimental exceeding was used to normalize the strength of the forces) as well as to describe satisfactorily the experimental partial $^{208}\text{Pb}(n, \gamma)$ -reaction cross sections [7].

In the present work we extend the approach of Ref. [6] along the following baselines. First, we use a more simple and much easier in the practical realization way for the phenomenological description of the spreading effect by introducing the energy-dependent smearing parameter directly into the CRPA equations. Second, we take into consideration also the isoscalar part of the momentum-dependent forces in terms of the effective nucleon mass. Third, the photonucleon-reaction cross sections are calculated for a number of nuclei and the results are compared with available experimental data. We make also predictions for several partial (γ, n) -reaction cross sections in the vicinity of the GDR in ^{208}Pb and, therefore, for the partial direct-neutron decay branching ratios for this GR. The total branching ratio is also evaluated for the GDR in ^{48}Ca in connection with the recent $(e, e'n)$ -reaction data [8].

2 Calculation scheme and results

The basic CRPA equations for calculations of the photoabsorption cross section σ_a and partial photonucleon-reaction cross section σ_μ within the semimicroscopical approach are given explicitly in Ref. [6]. For brevity sake, we use here the notations of this paper and refer to the equations from the paper.

To calculate directly the energy-averaged cross sections accounting for the spreading effect, we solve the respective CRPA equations (Eqs. (4)-(10) of Ref. [6]) with the replacement of the excitation energy ω by $\omega + \frac{1}{2}I(\omega)$. The smearing parameter $I(\omega)$ (the mean doorway spreading width) is taken in the form of the function having a saturation-like behaviour (Eq. (16a) of Ref. [6]). A reasonable description of the GR total width was obtained in Refs. [1, 3, 6] making use of the mentioned parametrization.

The choice of the mean field parameters is described in Refs. [3, 6]. In addition, the isoscalar mean field amplitude U_0 along with the dimensionless strength $f' = 1.0$ of the isovector Landau-Migdal particle-hole interaction is chosen to reproduce in calculations the experimental nucleon separation energies for the nuclei in question. The dimensionless strength κ' of the isovector (separable) momentum-dependent forces and the intensity $\alpha = 0.06 \text{ MeV}^{-1}$ of the smearing parameter are taken to reproduce the experimental GDR energy and width, respectively. The parameters of U_0 and κ' are listed in Table I and vary just slightly for the nuclei in question confirming the stability of the model parameters. The quality of description of the experimental data can be seen from Fig. 1, where the energy-averaged photoabsorption cross section $\bar{\sigma}_a(\omega) = \sigma_a(\omega + \frac{1}{2}I(\omega))$, calculated according to Eq. (1) of Ref. [6], is shown for ^{89}Y , ^{140}Ce and ^{208}Pb target nuclei. It is worth to mention that the use of two adjustable parameters κ' and α has allowed us to describe satisfactorily three GDR parameters: the energy, the total width and the sum rule σ_{GDR}^{int} .

The differential energy-averaged partial cross sections of the neutron radiative capture $d\bar{\sigma}_\mu/d\Omega$ are calculated according to Eqs. (9),(10),(14),(15) of Ref. [6] without introducing any new adjustable parameters. Index μ denotes quantum numbers of product-nucleus single-particle states populated in the capture. Each calculated cross section has been multiplied by the experimental spectroscopic factor S_μ of the final single-particle state, which are listed in Table 2. In distinction to the strength function, the energy-averaged reaction-amplitude $\bar{M}_\mu(\omega) = M_\mu(\omega + \frac{i}{2}I(\omega))$ is determined by not only the effective dipole operator, but also the continuum wave function (see Eq. (10) of Ref. [6]). We calculate the wave function as an optical-model one with the imaginary part of the optical potential being $\frac{1}{2}I(\omega)$ multiplied by Saxon-Woods radial dependence with the radius to be the nuclear one. Such a choice of the continuum wave function makes the model more consistent in the region of the respective single-particle resonance, as it can be seen from a schematical solution of the RPA equations with the replacement ω by $\omega + \frac{i}{2}I(\omega)$. It should be stressed that the optical model in our approach plays an compensative role and is not a realistic one.

The calculated cross sections $d\bar{\sigma}_\mu/d\Omega$ at 90° and the anisotropy parameters a_μ are shown in Figs. 2-4 for the nuclei in question in comparison with the respective experimental data. It is noteworthy, that the difference between the cross sections calculated for ^{208}Pb in the vicinity of the GDR by the methods of this work and Ref. [6] does not exceed 10 % provided the parameter α is chosen to be the same as in Ref. [6].

We calculate also some partial $^{208}\text{Pb}(\gamma, n)$ -reaction cross sections $d\bar{\sigma}_\mu/d\Omega$ at 90° with population of the single-hole states in ^{207}Pb (Fig. 5). Cross sections $\bar{\sigma}_\mu(\omega)$ determine the partial direct-neutron-decay branching ratios b_μ for the GDR in ^{208}Pb according to the equation:

$$b_\mu = \int_{GDR} \bar{\sigma}_\mu(\omega) d\omega / \int_{GDR} \bar{\sigma}_a(\omega) d\omega. \quad (1)$$

The values of b_μ , calculated with the use of the unit spectroscopic factor for the final single-hole states, are listed in Table 3, so that the upper limit for total branching ratio $b = \sum_\mu b_\mu$ is found to be equal about 14 %. It is noteworthy that the branching ratios of Eq. (1) can be considered to be independent of the GDR excitation process, e.g. in $(e, e'n)$ -reaction. In view of the recent experimental data on $^{48}\text{Ca}(e, e'n)$ -reaction [8], we calculate within the same approach the value $b = 27$ % to be compared to the experimental one $b = 39 \pm 5$ %. In calculations we used the unit spectroscopic factor for the final single-hole states $7/2^-$, $1/2^+$ and $3/2^+$ in ^{47}Ca . The model parameters are shown in Table 1.

As applied to the description of the isovector 1^- excitations in the limit $(N - Z)/A \ll 1$, the Galileo-invariant separable momentum-dependent forces can be approximated as follows:

$$\hat{F}_{m-d} = -\frac{1}{4mA} \sum_{1,2} (\kappa + \kappa'(\vec{\tau}_1 \vec{\tau}_2)) (\vec{p}_1 - \vec{p}_2)^2 \simeq -\frac{k}{2m} \sum_1 \vec{p}_1^2 + \frac{k'}{2mA} \sum_{1,2} (\vec{\tau}_1 \vec{\tau}_2) (\vec{p}_1 \vec{p}_2). \quad (2)$$

As in Ref. [6], the above-described calculation results are obtained supposing $\kappa = 0$. According to Eq. (2), nonzero κ leads to the effective mass $\frac{m}{m^*} = 1 - \kappa$ and, therefore, to the change in the sum rule: $\sigma^{int} = (1 - \kappa)(1 + \kappa')\sigma_{TRK}^{int}$. As an example, we use in calculations of the photonuclear reactions with ^{208}Pb a "realistic" value $m^* = 0.9 m$. Such a choice leads to using different values of the mean field amplitude U_0 and the intensities of

κ' (allowing us to get the GDR at the right position), also listed in Table 1. The respective calculation results for the partial cross sections of the neutron radiative capture are also shown in Figs. 2-4.

In principle, an appropriate value of m^* could be chosen as giving the best description of the partial cross sections of the neutron radiative capture in the vicinity of the GDR. It can be seen from the Figures that the use of $m^* = m$ leads to better description of the respective experimental data.

3 Conclusion

The obtained calculation results allow us to make several comments on abilities of the semimicroscopical approach to describe the simplest photonuclear reactions accompanied by the GDR excitation. (1) The use of the alternative way for taking the spreading effect into account allows us to simplify the calculations of the energy-averaged reaction cross sections and also to take the non-resonant background into account. This way can be only used for description of highly excited giant resonances within the approach. (2) We take also the isoscalar part of the separable momentum-dependent forces into consideration. That results in difference of the nucleon effective mass from the free value. It is found, however, that the use of the "realistic" effective mass does not improve description of the data. (3) We get reasonable description of two sets of the rather old experimental data on the partial (n, γ) -reactions for medium-heavy mass nuclei [7, 9]. (4) We make predictions for partial $^{208}\text{Pb}(\gamma, n)$ -reaction cross sections bearing in mind opportunities being open now at new facilities (e.g., SPring-8) to measure the photonuclear reaction cross sections with high accuracy. Such measurements allow to make electromagnetic probes more efficient to study the nuclear structure. From this point of view the recent experimental data on the $(e, e'n)$ -reaction [8] give us a good example.

References

- [1] E.A. Moukhai, V.A. Rodin, and M.H. Urin, Phys. Lett. **B447**, 8 (1999); V.A. Rodin and M.H. Urin, Nucl. Phys. **A687**, 276c (2001).
- [2] M.L. Gorelik, and M.H. Urin, Phys. Rev. C **63**, 064312 (2001).
- [3] M.L. Gorelik, S. Shlomo, and M.H. Urin, Phys. Rev. C **62** 044301 (2000); M.L. Gorelik and M.H. Urin, Phys. Rev. C **64** (2001) 047301.
- [4] B.L. Berman, S.C. Fultz, Rev. Mod. Phys. **47** 713 (1975); I.N. Boboshin, A.V. Varlamov, V.V. Varlamov, D.S. Rudenko, and M.E. Stepanov, The Centre for Photonuclear Experiment Data, CDFE nuclear data bases, <http://depni.npi.msu.su/cdfe>. INP preprint 99-26/584, Moscow, 1999.
- [5] G.A. Chekomazov and M.H. Urin, Phys. Lett. **B354** 7 (1995).
- [6] V.A. Rodin, and M.H. Urin, Phys. Lett. **B480** 45 (2000).

- [7] I. Bergqvist, D.M. Drake and D.K. McDaniels, Nucl. Phys. A 191 (1972) 641.
- [8] S. Strauch, P. von Neumann-Cosel, C. Rangacharyulu, A. Richter, G. Schrieder, K. Schweda, and J. Wambach, Phys. Rev. Lett. **85** 2913 (2000).
- [9] I.Bergqvist, B.Palson, L.Nilsson, A.Lindholm, D.M.Drake, E.Arthur, D.K.McDaniels and P.Varghese, Nucl. Phys. A 295 (1978) 256.

Table 1: Model parameters U_0 and κ' used in calculations.

Nucleus	m^*/m	U_0 , MeV	κ'
^{89}Y	1.0	53.3	0.53
	0.9	58.0	0.38
^{140}Ce	1.0	53.7	0.56
	0.9	57.9	0.39
^{208}Pb	1.0	53.9	0.56
	0.9	58.9	0.42
^{48}Ca	1.0	54.3	0.48

Table 2: Experimental spectroscopic factors of the valence-neutron states in ^{90}Y , ^{141}Ce and ^{209}Pb

^{90}Y		^{141}Ce		^{209}Pb	
μ	S_μ	μ	S_μ	μ	S_μ
$1g_{7/2}$	0.6	$2f_{5/2}$	0.8	$3d_{3/2}$	0.9
$2d_{3/2}$	0.7	$1h_{9/2}$	1.0	$2g_{7/2}$	0.8
$1h_{11/2}$	0.4	$1i_{13/2}$	0.6	$4s_{1/2}$	0.9
$3s_{1/2}$	1.0	$3p_{1/2}$	0.4	$3d_{5/2}$	0.9
$3d_{5/2}$	1.0	$3p_{3/2}$	0.4	$1j_{15/2}$	0.5
		$2f_{5/2}$	0.8	$1i_{11/2}$	1.0
				$2g_{9/2}$	0.8

Table 3: Calculated branching ratios for direct neutron decay of the GDR in ^{208}Pb .

	m^*/m	Final single-hole states					
		$3p_{\frac{1}{2}}$	$2f_{\frac{5}{2}}$	$3p_{\frac{3}{2}}$	$1i_{\frac{13}{2}}$	$2f_{\frac{7}{2}}$	$1h_{\frac{9}{2}}$
$b_\mu,$	1.0	2.0	4.4	3.4	1.3	2.5	0.7
%	0.9	1.8	3.6	3.1	1.0	1.8	0.4

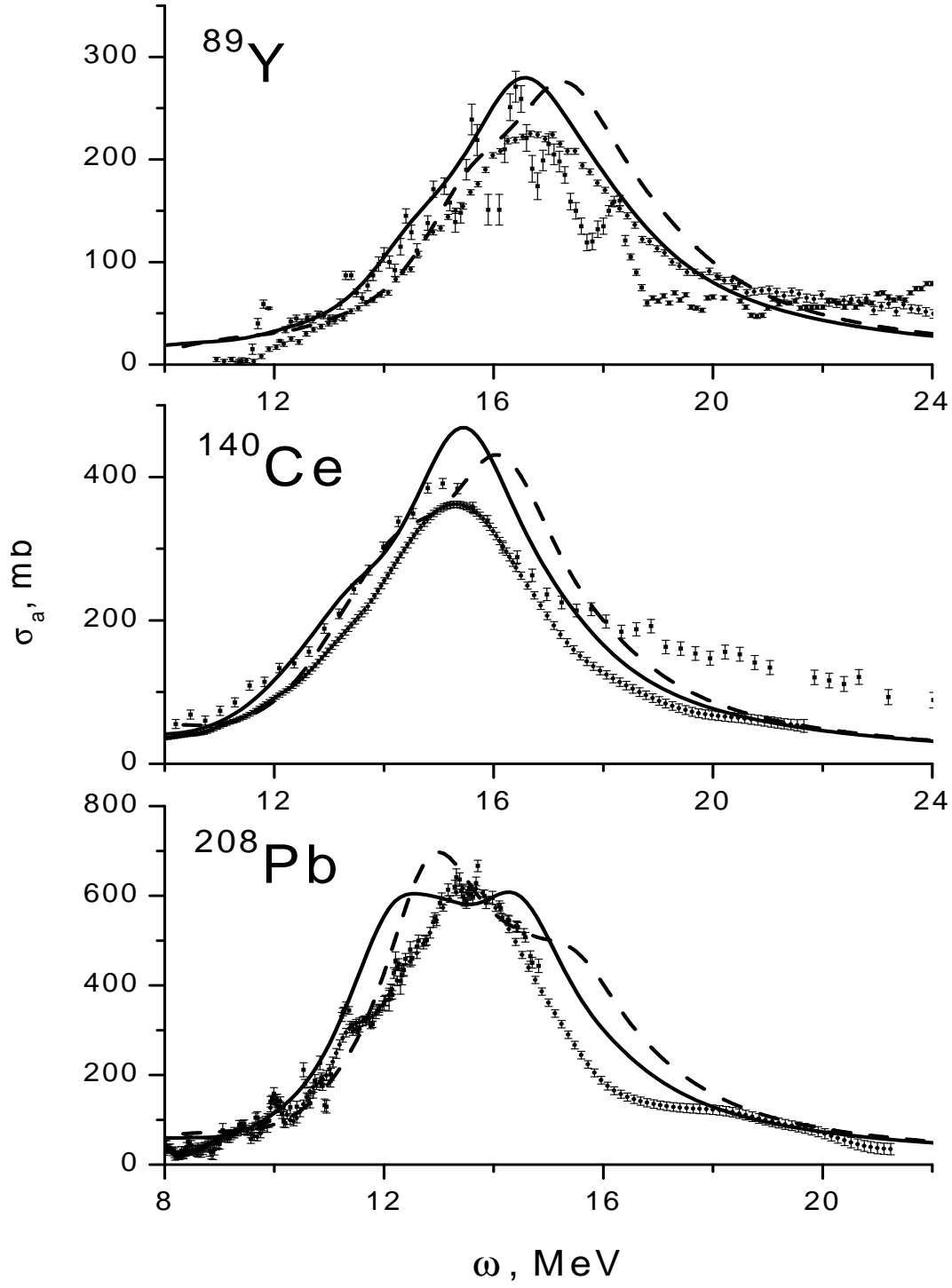


Figure 1: The calculated photoabsorption cross sections $\bar{\sigma}_a$ for ^{89}Y , ^{140}Ce and ^{208}Pb (hereafter the solid and dashed lines correspond to calculations with $m^*/m = 1$ and 0.9 , respectively). The experimental data (black squares and circles) are taken from Refs. [4].

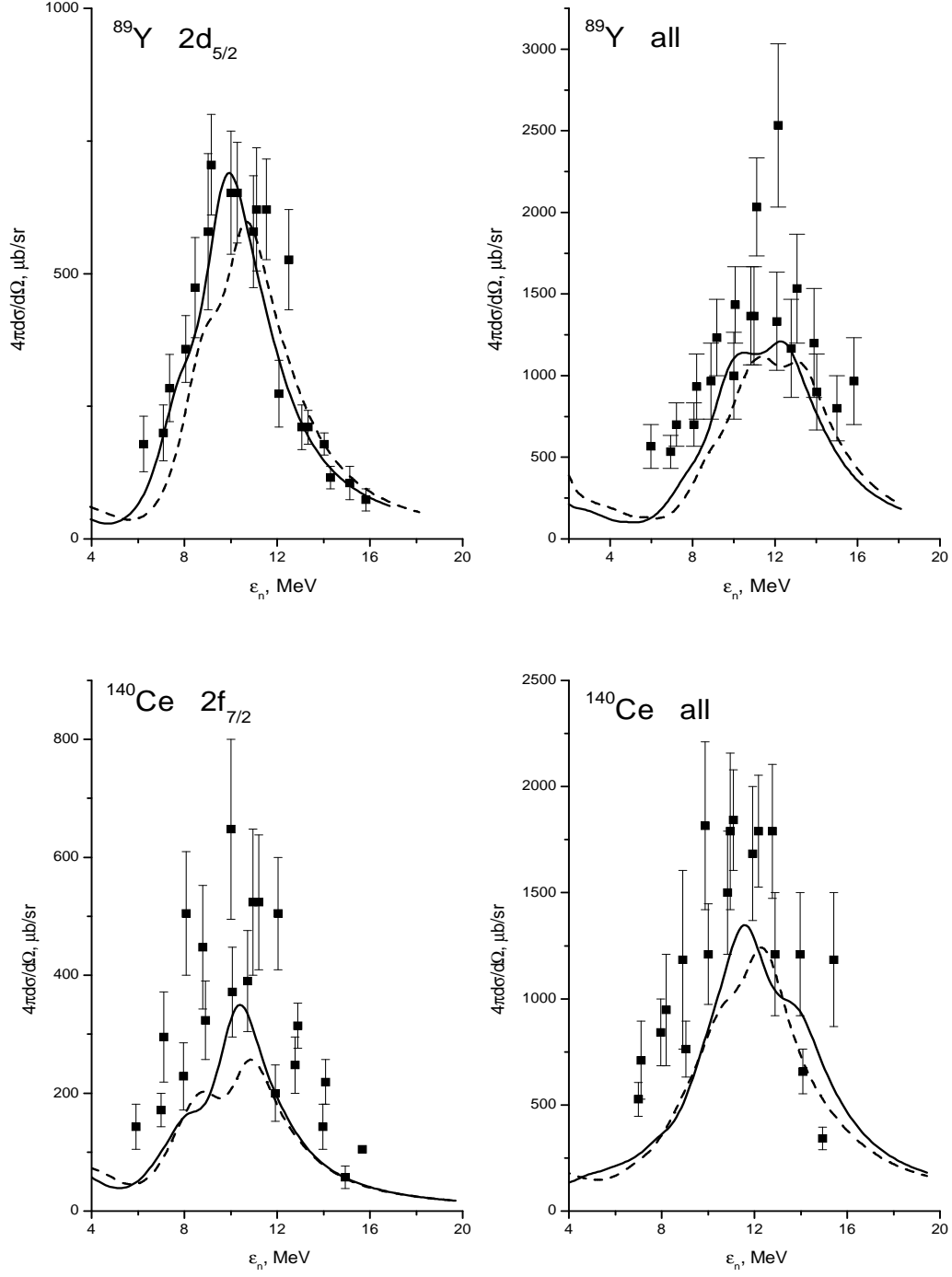


Figure 2: The calculated partial cross sections at 90° multiplied by 4π as functions of neutron energy for the neutron radiative capture to the ground state and to the all single-particle states in ^{90}Y and ^{141}Ce . The experimental data are taken from Ref. [9].

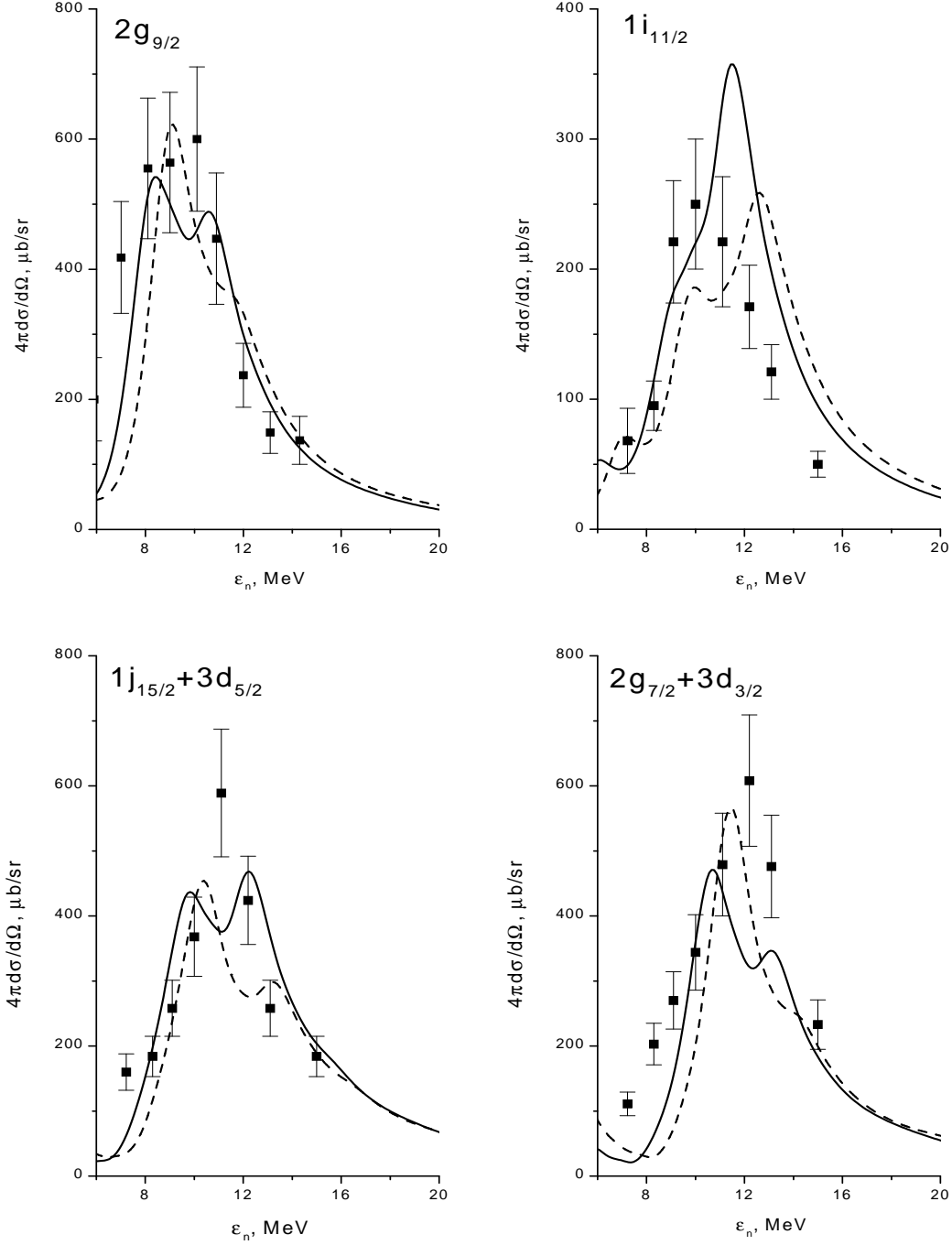


Figure 3: The calculated partial cross sections at 90° multiplied by 4π as functions of neutron energy for the neutron radiative capture to some single-particle states in ^{209}Pb . The experimental data are taken from Ref. [7].

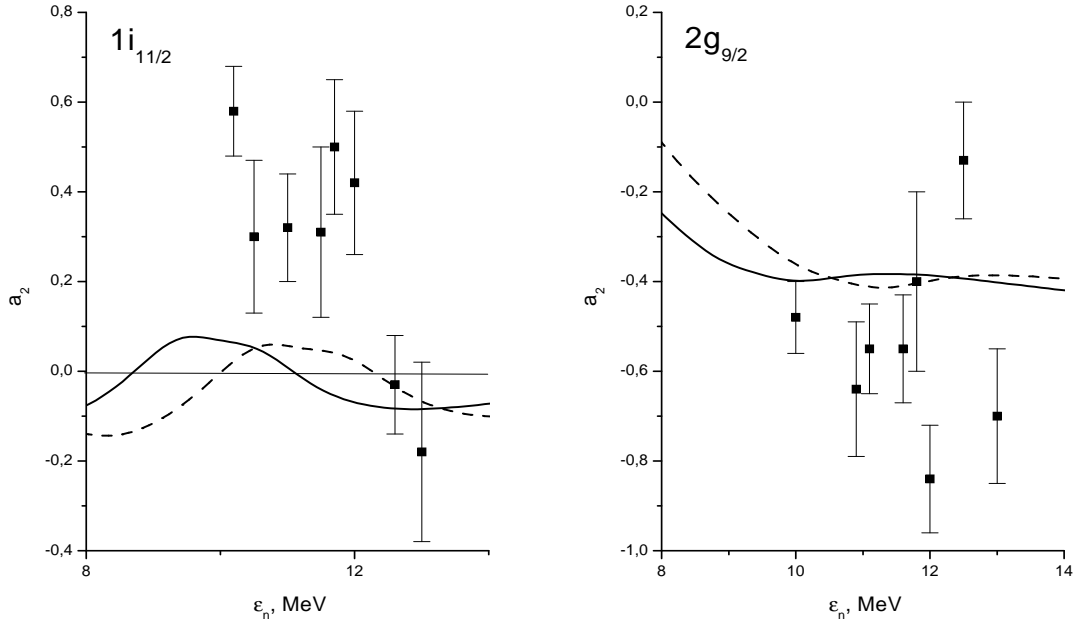


Figure 4: Calculated anisotropy parameter a_2 for some partial $^{208}\text{Pb}(n, \gamma)$ -reactions. The experimental data are taken from Ref. [7].

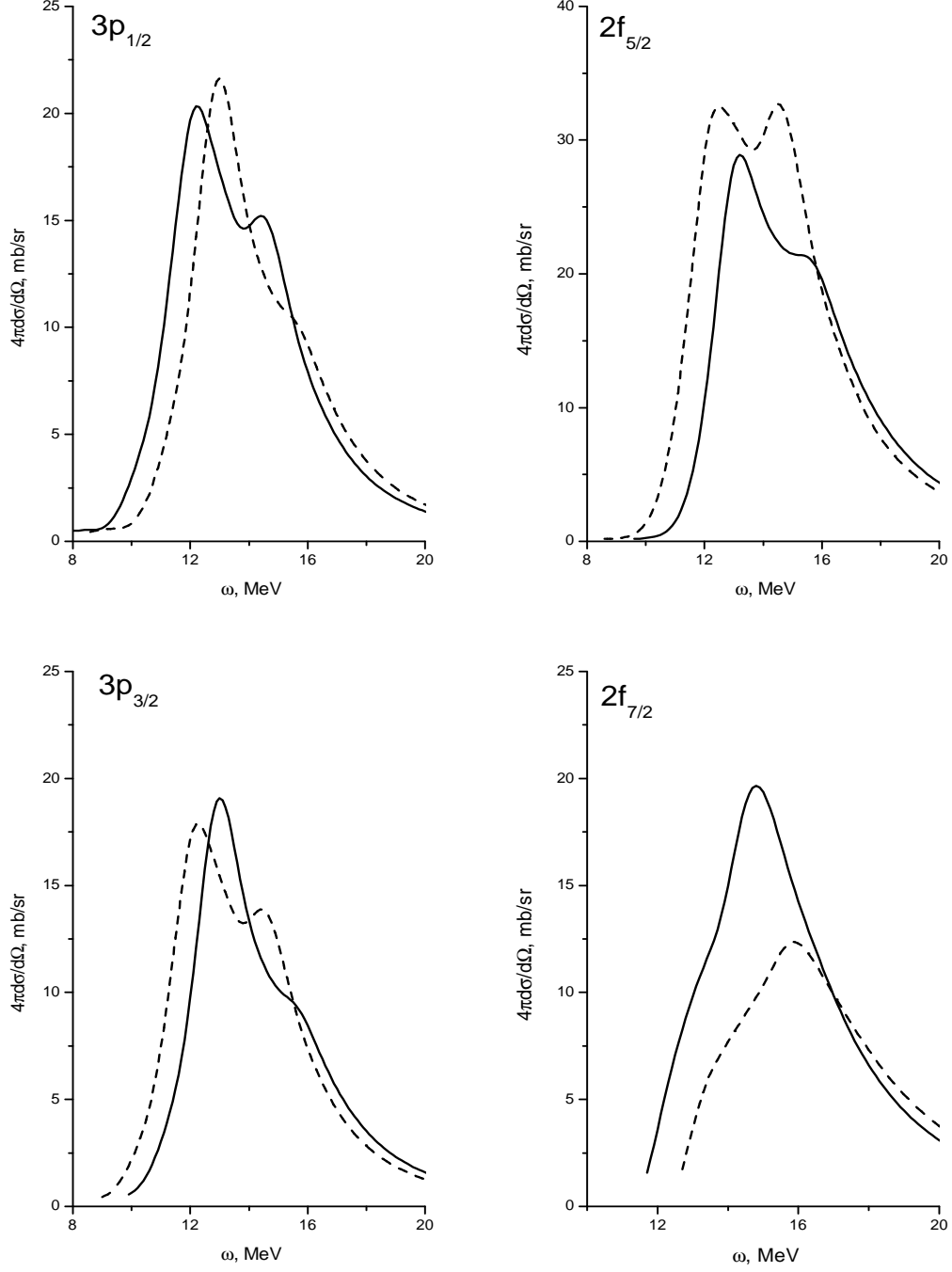


Figure 5: The calculated partial cross sections at 90° multiplied by 4π of the (γ, n) reaction with population of some single-hole states in ^{207}Pb as functions of photon energy.