

Dissociation of Heavy Quarkonia in the Quark-Gluon Plasma

Cheuk-Yin Wong

Physics Division, Oak Ridge National Laboratory, Oak Ridge, TN 37831 USA

Abstract

Using a temperature-dependent potential obtained from lattice gauge calculations, we study the stability of heavy quarkonia in the quark-gluon plasma. We find that only $\Upsilon(1S)$ and $\eta_b(1S)$ are bound in the quark-gluon plasma, and have a small binding energy. The quark-gluon plasma may be revealed by an $\Upsilon(1S)$ dilepton peak with an invariant mass close to twice the current b quark mass, which is lower than the $\Upsilon(1S)$ mass in free space. The quarkonia $\Upsilon(1S)$ and $\eta_b(1S)$ can dissociate by collision with quarks and gluons in the quark-gluon plasma. We evaluate the dissociation cross section of the $\Upsilon(1S)$ due to gluon absorption. The $\Upsilon(1S)$ and $\eta_b(1S)$ can also dissociate spontaneously at temperatures above the dissociation temperature $1.11T_c$, where T_c is the quark-gluon plasma phase transition temperature. At temperatures slightly above the dissociation temperature these states appear as resonances, which provides another signature for the quark-gluon plasma.

I. INTRODUCTION

The suppression of heavy quarkonium production in a quark-gluon plasma has been a subject of intense interest since the pioneering work of Matsui and Satz [1]. Initial insight into the dissociation temperatures of heavy quarkonium was further provided by Karsch, Mehr, and Satz [2]. Recently, using the temperature-dependent Q - \bar{Q} interaction inferred from lattice gauge calculations [3], Digal, Petreczky, and Satz [4,5] reported theoretical results for the dissociation temperatures of heavy quarkonia in hadronic matter ($T < T_c$) and in the quark-gluon plasma ($T \geq T_c$), where T_c is the quark-gluon plasma phase transition temperature. Subsequent analysis of the dissociation temperatures of heavy quarkonia at $T < T_c$ using different interactions and selection rules was given in detail in [6] and summarized in [7]. The dissociation of heavy quarkonia by thermalization and by collisions with particles in the medium has also been investigated [6–19].

For $T > T_c$, the equilibrium state of matter is the quark-gluon plasma, and a physical $Q\bar{Q}$ system can be color-singlet or color-octet. Digal *et al.* [5] extracted the color-singlet potential $V_1(r, T)$ and color-octet potential $V_8(r, T)$ of a heavy quark pair from the Polyakov loop $\langle L(0)L^\dagger(r) \rangle$ using the relation

$$\frac{\langle L(0)L^\dagger(r) \rangle}{\langle L^2 \rangle} = \frac{1}{9} \exp \left[\frac{-V_1(r, T)}{T} \right] + \frac{8}{9} \exp \left[\frac{-V_8(r, T)}{T} \right] \quad (1.1)$$

where $\langle L^2 \rangle$ denotes $\langle L(0)L^\dagger(r) \rangle$ at $r \rightarrow \infty$. They assumed

$$V_1(r, T) = -\frac{4}{3} \frac{\alpha(T)}{r} e^{-\mu r} = -\frac{24}{3} \frac{1}{c(T)} V_8(r, T), \quad (1.2)$$

where the functions $\alpha(T)$ and $c(T)$ were chosen to fit the lattice gauge results and the screening mass μ was fixed to be $1.15T$ from high temperature studies. Using $V_1(r, T)$ obtained from the above procedure, they calculated the dissociation temperatures for color-singlet heavy quarkonia in the quark-gluon plasma [5].

In the quark-gluon plasma phase, the Polyakov loop provides another physical quantity useful for quark-gluon plasma diagnostics. When a heavy quark Q and antiquark \bar{Q} are placed in a quark-gluon plasma, both Q and \bar{Q} are screened and become quasi-particles, each with a cluster of light screening quarks, antiquarks, and gluons. For simplicity of nomenclature, we shall continue to call these quasi-particles Q and \bar{Q} , keeping in mind that each actually has associated q , \bar{q} , and g excitations in its vicinity. The heavy flavor number of Q or \bar{Q} is a constant of motion. However, the total color of the $Q\bar{Q}$ system fluctuates as deconfined q , \bar{q} , and g quanta are exchanged and absorbed in interactions with the quark-gluon plasma. The notion of a $Q\bar{Q}$ system with a fixed total color quantum number may therefore not be a useful concept. Furthermore, as the degree of screening depends on the Q - \bar{Q} separation, the fluctuation of the color structure of the Q - \bar{Q} pair also changes with r . Whatever the color structure of the Q - \bar{Q} pair may be, the expectation value of the Polyakov loop from lattice gauge theory is related to the effective interaction potential $V_{Q\bar{Q}}(r, T)$ between Q and \bar{Q} by

$$\frac{\langle L(0)L^\dagger(r) \rangle}{\langle L^2 \rangle} = \exp \left[\frac{-V_{Q\bar{Q}}(r, T)}{T} \right]. \quad (1.3)$$

The quantity $V_{Q\bar{Q}}(r, T)$ was extracted previously from the lattice gauge calculations by Karsch *et al.* [3] for temperatures below and above the QGP phase transition temperature, and was used to study the stability of heavy quarkonia below the phase transition temperature T_c [4,6]. For quark-gluon plasma diagnostics at temperatures above T_c using a heavy quark Q - \bar{Q} pair, the most important question is the stability of the heavy quark pair in the quark-gluon plasma. The effective potential $V_{Q\bar{Q}}(r, T)$ represents a physical interaction which should also be used for diagnostic purposes for temperatures above T_c . If the heavy quark and antiquark are screened but remain bound under such an effective interaction, then they will be in close proximity of each other in the quark-gluon plasma. After the quark-gluon plasma cools down to become hadronic matter, screening by deconfined quarks and gluons will diminish, and the color structure of the spatially correlated bound heavy-quark pair will restore itself and become a color-singlet quarkonium bound state (by color evaporation or soft gluon emission, for example). The production of heavy quarkonium may not be suppressed by the mechanism of spontaneous dissociation. However, if the Q - \bar{Q} pair is not bound in the quark-gluon plasma, it will dissociate spontaneously into Q and \bar{Q} which will spatially separate from each other. After the transient quark-gluon plasma cools down to the hadron phase, the separated Q and \bar{Q} will become D and \bar{D} mesons, and the production of the heavy quarkonium will be suppressed.

Accordingly, we shall investigate the stability of heavy quarkonia in the quark-gluon plasma using the effective potential $V_{Q\bar{Q}}(r, T)$ without separating it into color-singlet and color-octet components. The binding energies of quarkonia as a function of the temperature will provide useful plasma diagnostic information on the dissociation temperatures and quarkonia masses in the quark-gluon plasma phase.

As a heavy quarkonium state becomes unbound, it appears as a resonance in the continuum. Such a resonance occurs only in the quark-gluon plasma at a certain range of temperatures and may be used as a signature of the quark-gluon plasma [21]. Following the method used previously by Calogero [20] and by Wong and Chatterjee [21], we shall study the resonance structure of heavy quarkonia in the quark-gluon plasma.

Quarkonia can also dissociate by collision with particles in the medium [6–19]. In particular, we will study the dissociation of $\Upsilon(1S)$ after absorbing a gluon. Such a dissociation process is similar to the photodissociation of a deuteron after absorbing a photon. This dissociation process can be studied by using a multipole expansion of the gluon field, analogous to the electromagnetic case discussed in detail by Blatt and Weisskopf [22].

In Section II, we describe the Schrödinger equation used to calculate the energies and wave functions of quarkonium states. We introduce an analytical form of the effective screening potential $V_{Q\bar{Q}}$ to represent the results of lattice gauge calculations. The quarkonium energies and the dissociation temperatures are calculated in Section III. In Section IV, we consider continuum states and follow the resonances as functions of the quark-gluon plasma temperature. In Section V we evaluate the $\Upsilon(1S)$ dissociation cross section by gluon absorption. A discussion of our results is given in Section VI.

II. SCHRÖDINGER EQUATION FOR HEAVY QUARKONIUM STATES

The energy $\epsilon(T)$ of a heavy quarkonium state $(Q\bar{Q})_{JLS}$, measured relative to the mass of the Q and \bar{Q} , can be obtained by solving for the associated eigenvalue of the Schrödinger

equation

$$\left\{ -\frac{\hbar^2}{2\mu_{Q\bar{Q}}} \nabla^2 + V_{Q\bar{Q}}(r, T) \right\} \psi_{JLS}(\mathbf{r}, T) = \epsilon(T) \psi_{JLS}(\mathbf{r}, T), \quad (2.1)$$

where $\mu_{Q\bar{Q}} = m_Q/2$ is the reduced mass. The quarkonium is bound if $\epsilon(T)$ is negative, and is unbound and dissociates spontaneously into Q and \bar{Q} if $\epsilon(T)$ is positive.

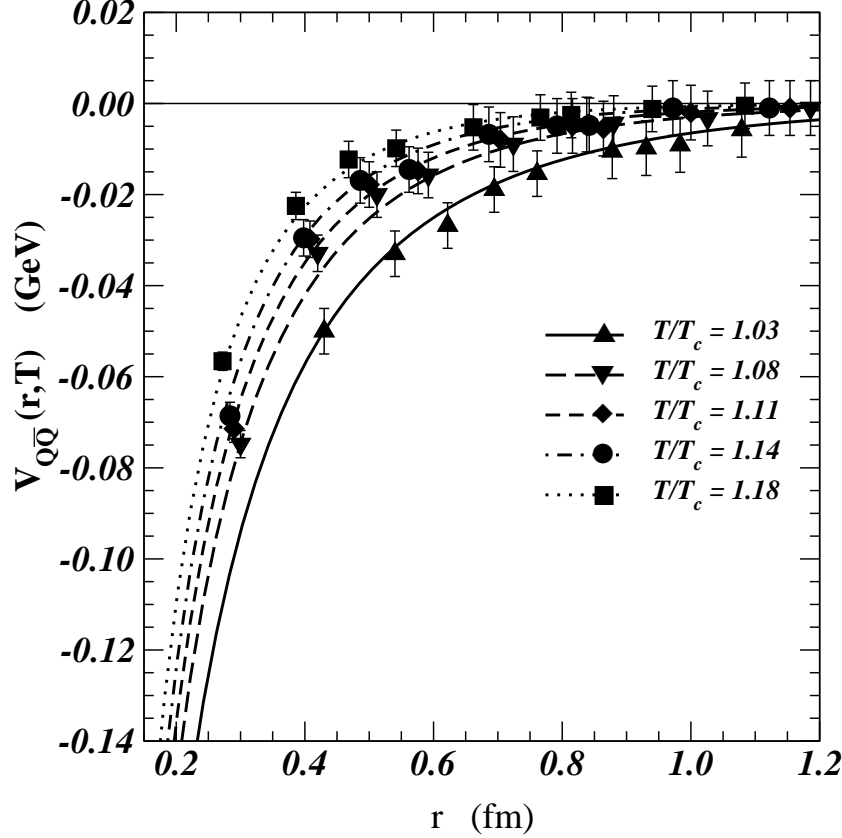


Fig. 1. The effective potential $V_{Q\bar{Q}}(r, T)$ between Q and \bar{Q} in a quark-gluon plasma at various temperatures. The symbols represent the results of the lattice gauge calculations of [3] reported in [5]. The curves are from the parameterization of Eqs. (2.2) and (2.3).

The color charges of the Q and \bar{Q} are screened in the quark-gluon plasma. We can conveniently represent $V_{Q\bar{Q}}(r, T)$ by a screened Yukawa potential with an effective strength $\alpha_{\text{eff}}(T)$ and a screening mass parameter $\mu(T)$. We shall be interested in temperatures slightly greater than T_c . The Q - \bar{Q} interaction obtained from the lattice calculations of Karsch *et al.* [3] for $1.2T_c > T > T_c$ in the quark-gluon plasma phase can be approximated by

$$V_{Q\bar{Q}}(r, T) = -\frac{4}{3} \alpha_{\text{eff}}(T) \frac{e^{-\mu(T)r}}{r} \quad (2.2)$$

where

$$\begin{aligned} \alpha_{\text{eff}}(T) &= 0.20, & \mu(T) &= \mu_0 + \mu_T(T/T_c - 1), \\ \mu_0 &= 0.323 \text{ GeV}, & \text{and} & \mu_T = 3.04 \text{ GeV}. \end{aligned} \quad (2.3)$$

Fits to $V_{Q\bar{Q}}(r, T)$ using the above form are shown in Fig. 1. We include the color-singlet factor $(-4/3)$ in the above definition (2.2) for $\alpha_{\text{eff}}(T)$ in order to have a comparison of the strength of the $Q\text{-}\bar{Q}$ interaction in the quark-gluon plasma phase with the color-singlet $Q\text{-}\bar{Q}$ interaction seen at $T < T_c$. The strength parameter $\alpha_{\text{eff}}(T)$ has very weak temperature dependence, and can be adequately represented by the constant $\alpha_{\text{eff}}(T) = 0.20$. This value of $\alpha_{\text{eff}}(T) = 0.20$ in the quark-gluon plasma phase is smaller than the value of $\alpha_s \sim 0.32$ for charmonium and $\alpha_s \sim 0.24$ for bottomium in the screened color-Coulomb potential for temperatures below T_c [6]. The screening mass parameter μ_0 for $T \geq T_c$ is greater than the screening mass parameter of $\mu_0 = 0.28$ GeV used for $T < T_c$ in [6]. One concludes that because of the screening due to deconfined quarks and gluons, the effective potential between Q and \bar{Q} in the quark-gluon plasma remains attractive, but its strength is weaker and its range is shorter than the color-Coulomb interaction seen in hadronic matter. The range of the screened potential decreases with increasing temperatures.

III. BOUND STATES AND DISSOCIATION TEMPERATURE

The eigenvalues of the Hamiltonian can be obtained by integrating the Schrödinger equation numerically and requiring an exponentially decaying wave function at large distances. For our numerical calculations we use a current c quark mass of $m_c = 1.25$ GeV, and a current b quark mass of $m_b = 4.2$ GeV [23].

We find that the potential of Eqs. (2.2) and (2.3) too shallow to hold a bound charmonium state. Because of the large b quark mass, we can neglect the spin-orbit and hyperfine interactions. In this approximation, the $L = 0$ $\Upsilon(1S)$ and $\eta_b(1S)$ states are degenerate, as are the $L = 1$ $\chi_b(1P)$ and $h_b(1P)$ states. For $b\bar{b}$ the $L = 1$ $\chi_b(1P)$ and $h_b(1P)$ states are unbound, and the only bound states are the $L = 0$ $\Upsilon(1S)$ and $\eta_b(1S)$ states. The energies of the $\Upsilon(1S)$ and $\eta_b(1S)$ states as functions of the quark-gluon plasma temperature are shown in Fig. 2. They become less bound with increasing temperature. In the decay of $\Upsilon(1S)$ and $\eta_b(1S)$ in the quark-gluon plasma phase above the dissociation temperature, the final state can be Q and \bar{Q} ; the dissociation temperature of $\Upsilon(1S)$ and $\eta_b(1S)$ is $T_d = 1.11T_c$, as determined by the condition $\epsilon = 0$.

Previously we found that the χ_{b1} and χ_{b2} states were stable against dissociation for $T < T_c$. In the quark-gluon plasma phase, however, screening by the deconfined q , \bar{q} , and g alters the interaction between Q and \bar{Q} . The interaction does not need to be a continuous function of the temperature at T_c , because a new type of screening arises from deconfined q , \bar{q} , and g in the quark-gluon plasma phase for $T \geq T_c$. Consequently, the quarkonium

energies do not need to be continuous across the QGP phase transition boundary.

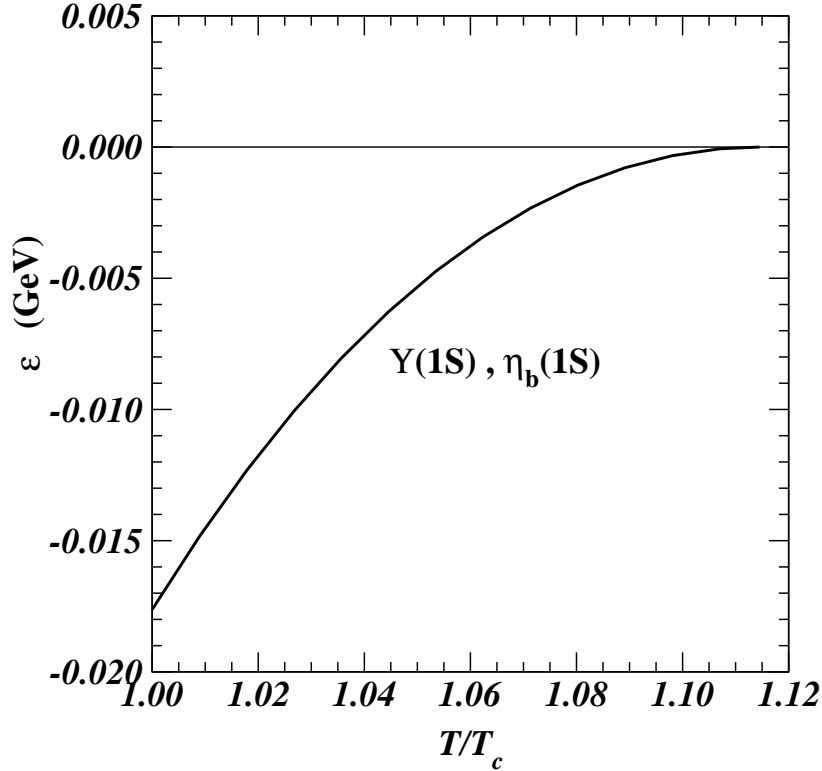


Fig. 2. The energies of $\Upsilon(1s)$ and $\eta_b(1S)$ states as a function of temperature.

For completeness we show the heavy quarkonium dissociation temperatures in Table I where we also include those shown in Table III of [6]. The dissociation temperature of $T_d/T_c = 1.00+$ for χ_b and h_b in Table I denotes $T_d/T_c = 1.00$ in the quark-gluon plasma phase. The dissociation temperatures obtained here are substantially lower than the values of $1.13T_c$ for color-singlet χ_b and $2.31T_c$ for color-singlet $\Upsilon(1S)$ obtained by Digal *et al.* [5] using the color-singlet potential $V_1(r, T)$. These differences arise because the present investigation assumes a $Q\bar{Q}$ pair that does not have a definite total color quantum number as it is immersed in and interacting with the color medium of the quark-gluon plasma, and the work of Digal *et al.* [5] considers the dissociation of a color-singlet $Q\bar{Q}$ pair in the quark-gluon plasma. Hence there are significant differences in the dissociation temperatures.

Table I. The dissociation temperatures T_d in units of T_c for various heavy quarkonia

Heavy Quarkonium	ψ'	χ_{c2}	χ_{c1}	J/ψ	Υ''	χ'_{b2}	χ'_{b1}	Υ'	χ_b, h_b	Υ, η_b
T_d/T_c	0.50	0.91	0.90	0.99	0.57	0.82	0.82	0.96	1.00+	1.11
T_d/T_c (Selection Rules not invoked)	0.37	0.66	0.72	0.94	0.54	0.75	0.78	0.95	1.00+	1.11
T_d/T_c (Digal <i>et al.</i> [5])	0.1-0.2	0.74	0.74	1.10	0.75	0.83	0.83	1.10	1.13	2.31

IV. QUARKONIUM STATES IN THE CONTINUUM

To study the decay of a heavy quarkonium resonance, it is of interest to examine the related $Q\bar{Q}$ scattering process. The scattering phase shifts with the screened potential $V_{Q\bar{Q}}(r, T)$ will provide information regarding the locations and the widths of heavy quarkonium resonances in the continuum.

To obtain the continuum wave function in the scattering problem, we use the phase-angle method discussed in detail by Calogero [20] and used previously by Wong and Chatterjee [21]. We write the wave function as

$$\psi_{JLS}(\mathbf{r}) = R_{JLS}(r)\mathcal{Y}_{JLS}(\hat{\mathbf{r}}) = \frac{u_{JLS}(r)}{kr}\mathcal{Y}_{JLS}(\hat{\mathbf{r}}) \quad (4.1)$$

and represent it in terms of an amplitude $\alpha_L(r)$ and a phase shift $\delta_L(r)$

$$u_{JLS}(r) = \frac{\alpha_L(r)}{\alpha_L(\infty)}\hat{D}_L(kr)\sin(\hat{\delta}_L(kr) + \delta_L(r))\sqrt{\frac{4\pi}{2l+1}}, \quad (4.2)$$

with the boundary condition that $\delta_L(r \rightarrow 0) = 0$. The functions $\hat{D}(kr)$ and $\hat{\delta}(kr)$ are known functions [20],

$$\hat{D}_0(x) = 1, \quad \hat{D}_1(x) = (1 + 1/x^2)^{1/2}, \quad (4.3)$$

and

$$\hat{\delta}_0(x) = x, \quad \hat{\delta}_1(x) = x - \tan^{-1} x. \quad (4.4)$$

The equation for $\delta_L(r)$ is [20]

$$\frac{d}{dr}\delta_L(r) = -\frac{U(r)}{k}\hat{D}_L^2(kr)\left\{\sin[\hat{\delta}_L(kr) + \delta_L(r)]\right\}^2, \quad (4.5)$$

where $U(r) = 2\mu_{Q\bar{Q}}V_{Q\bar{Q}}(r)$. After the function $\delta_L(r)$ is evaluated, the amplitude $\alpha_L(r)$ can be obtained from $\delta_L(r)$ through the relation

$$\alpha_L(r) = \exp\left\{\frac{1}{2k}\int_0^r ds U(s)\hat{D}_L^2(ks)\sin 2[\hat{\delta}_L(ks) + \delta_L(s)]\right\}. \quad (4.6)$$

Numerical integration of Eq. (4.5) gives the asymptotic phase shift $\delta_L \equiv \delta_L(\infty)$ and the continuum wave function. We show the phase shift δ_0 in Fig. 3(a) and $\sin^2 \delta_0$ in Fig. 3(b) for the $L = 0$ $b\bar{b}$ state as a function of energy ϵ at various temperatures. Consistent with the results for the $L = 0$ bound states shown in Fig. 2, the phase shift δ_0 equals π at $\epsilon = 0$ for $T < 1.11T_c$, in accordance with the Levinson's theorem [which states that $\delta = n\pi$ at $\epsilon = 0$, where n is the number of bound states, except when an S -wave resonance occurs at zero energy, in which case $\delta = (n + 1/2)\pi$]. At temperatures below $T_d = 1.11T_c$ the phase shift decreases as a function of energy, and is equal to $\pi/2$ at some energy ϵ . Such an occurrence of $\delta_0 = \pi/2$ with $d\delta(\epsilon)/d\epsilon < 0$ does not represent a resonance; it is an “echo” of the bound state which lies just below the continuum [24]. At the location $\sin^2 \delta_0 = 1$ the scattering

cross section is enhanced when a bound state lies just below the continuum, as was first noted by Wigner and discussed by Landau and Lifshitz [25].

At the $\Upsilon(1S)$ dissociation temperature $T_d = 1.11T_c$, $\delta_0 = \pi/2$ at $\epsilon = 0$, and the $L = 0$ $\Upsilon(1S)$ and $\eta_b(1S)$ resonances occur at $\epsilon = 0$. The phase shift decreases fairly rapidly as a function of energy. The energy difference between the location of the maximum of $\sin^2 \delta_0$ and the half maximum is about 0.2 GeV, indicating a resonance with a half width of about this magnitude.

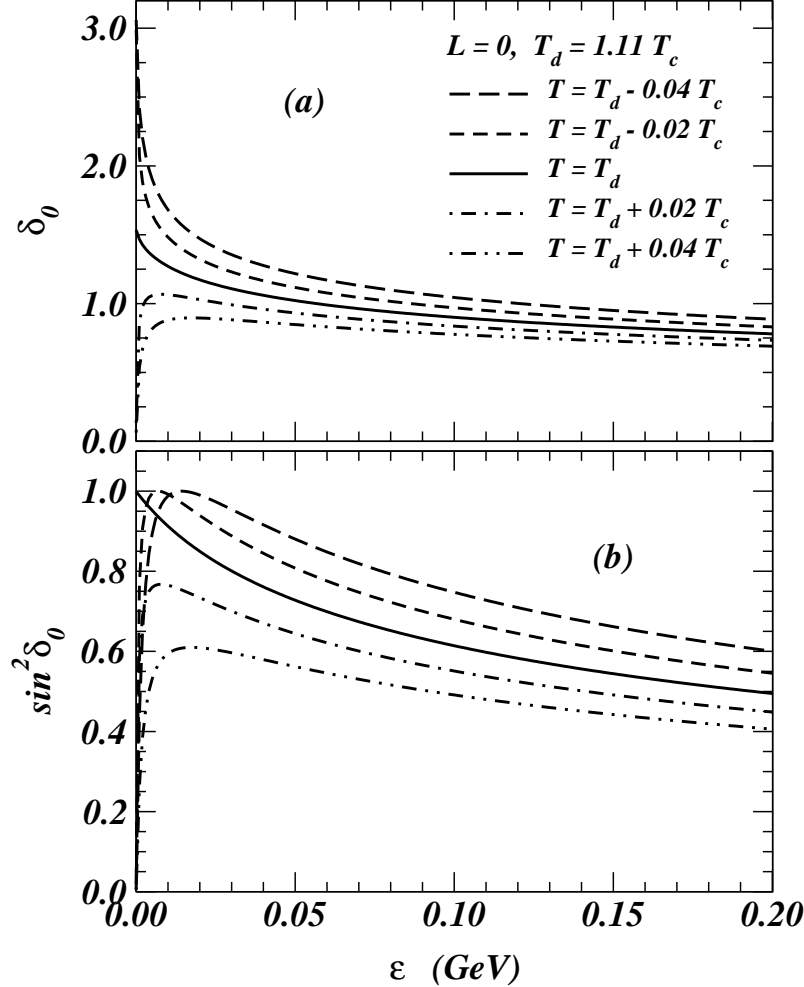


Fig. 3. (a) The phase shift δ_0 and (b) $\sin^2 \delta_0$ for the $L = 0$ scattering of Q and \bar{Q} as a function of energy ϵ for different T values near the dissociation temperature T_d .

For temperatures higher than T_d the phase shift is zero at $\epsilon = 0$. It increases rapidly with ϵ and reaches a maximum before a slow decrease. One can associate the location ϵ of the maximum phase shift in ϵ with the position of the $\Upsilon(1S)$ and $\eta_b(1S)$ resonances. Strictly speaking the enhancement at the maximum phase shift does not represent a resonance, as the magnitude of the maximum phase shift is less than $\pi/2$. However when the transition temperature is slightly greater than T_d , the magnitude of the maximum phase shift is close to $\pi/2$, and it decreases continuously as the temperature increases. The location ϵ of the maximum phase shift is a smooth continuation of the bound state energy. We can therefore

speak of these enhancements as “resonances”, as they are a continuation of the bound states into the positive energy domain. We can choose to identify the position of the maximum of the phase shift for $T > T_d$ with the location of the resonances as a function of temperature. The maximum value of $\sin^2 \delta_0$ decreases as the temperature increases. The width of $\sin^2 \delta_0$ increases, showing a broader enhancement of the cross section as the temperature increases. For example, at $T = T_d + 0.02T_c$ the maximum occurs at $\epsilon = 0.008$ GeV, and the separation between the maximum and the half maximum on the higher energy side is about 0.30 GeV. At $T = T_d + 0.04T_c$ the maximum occurs at $\epsilon = 0.018$ GeV, and the separation between the maximum and the half maximum on the greater energy side is about 0.43 GeV. The function $\sin^2 \delta_0$ is not symmetrical with respect to the maximum. It initially rises rapidly, but then decreases slowly as a function of ϵ . The width increases rapidly with temperature.

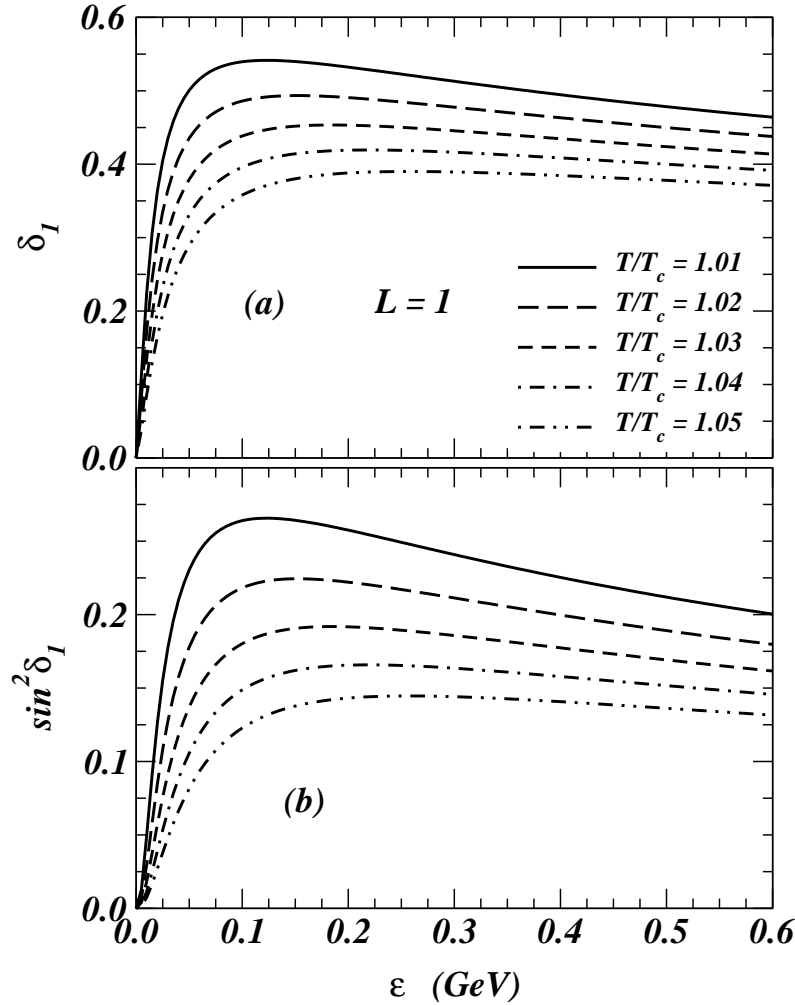


Fig. 4 . (a) The phase shift δ_1 and (b) $\sin^2 \delta_1$ for the scattering of Q and \bar{Q} in the $L = 1$ state as a function of the energy ϵ for various T/T_c .

We show in Fig. 4 the phase shift δ_1 and $\sin^2 \delta_1$ for $L = 1$ Q - \bar{Q} scattering. For T slightly greater than the phase transition temperature, the phase shift has a maximum at $\epsilon \sim 0.1$ - 0.2 GeV. The maximum magnitude of the phase shift is 0.54 at $\epsilon = 0.12$ GeV for $T/T_c = 1.01$,

and is 0.39 at $\epsilon = 0.265$ GeV for $T/T_c = 1.05$. The maximum phase shift does not reach $\pi/2$, and hence indicates an enhancement of the cross section. The quantity $\sin^2 \delta_1$ has a maximum value of 0.22 at $T/T_c = 1.01$, and a value of 0.14 at $T/T_c = 1.05$. These enhancements are quite broad. For example, for $T/T_c = 1.01$, the quantity $\sin^2 \delta_1$ decreases slowly after it reaches the maximum value, and the separation between the maximum and the half maximum on the higher energy side is about 1.7 GeV.

V. DISSOCIATION OF $\Upsilon(1S)$ BY GLUON ABSORPTION

The quarkonia $\Upsilon(1S)$ and $\eta_b(1S)$ are stable in the quark-gluon plasma, but have small binding energies (from 0 to about 0.0175 GeV). They can dissociate into b and \bar{b} by collision with quarks and gluons.

We shall focus our attention on the dissociation of $\Upsilon(1S)$ through gluon absorption; the dissociation of $\eta(1S)$ can be treated in a similar way. For the dissociation processes $g + \Upsilon(1S) \rightarrow b + \bar{b}$ the initial state is a $1S$ bound state, and the final state is a $b\bar{b}$ state in the continuum. This process is similar to the photodissociation of a deuteron after photon absorption. These dissociation process can be studied using a multipole expansion of the electromagnetic or chromodynamic fields, and the lowest multipole orders are $M1$ and $E1$ absorption processes. For low energy photons or gluons, these processes can be treated in the long wavelength limit, discussed in detail by Blatt and Weisskopf [22].

Following Eq. (XII.4.33) of Blatt and Weisskopf [22], the $E1$ dissociation cross section for a transition from the initial bound $1S$ state with energy $\epsilon_i = -\gamma^2/m_Q$ to a final $1P$ continuum state with energy $\epsilon_f = k^2/m_Q$, after absorbing a gluon of energy $\epsilon_f - \epsilon_i$, is given by

$$\sigma_{\text{dis}}^{E1} = 4 \times \frac{\pi}{3} \alpha'_{\text{eff}} (k^2 + \gamma^2) k^{-1} I^2, \quad (5.1)$$

where the factor of 4 on the right hand side has been included for color electric dipole contributions from both Q and \bar{Q} , (as distinct from the deuteron case, in which only the proton contributes to the electric dipole matrix element). The quantity α'_{eff} is an effective strong interaction coupling constant, which can be identified with $|(-4/3)\alpha_{\text{eff}}|$ of Eq. (2.2). The quantity I is the radial overlap integral for the $E1$ electric dipole matrix element,

$$I = \int_0^\infty u_{1P}(r) u_{1S}(r) r dr. \quad (5.2)$$

The above continuum wave function $u_{1P}(r)$ for the $1P$ state in Blatt and Weisskopf [22] differs from our wave function Eq. (4.2) by a normalization factor; the wave function $u_{1P}(r)$ in Eq. (5.2) is

$$u_{1P}(r) = \frac{\alpha_1(r)}{\alpha_1(\infty)} \hat{D}_1(kr) \sin(\hat{\delta}_1(kr) + \delta_1(r)), \quad (5.3)$$

where $\hat{D}_1(kr)$ and $\hat{\delta}_1(kr)$ are given by Eqs. (4.3) and (4.4). The $1S$ bound state wave function in Eq. (5.2) is normalized according to

$$\int_0^\infty |u_{1S}(r)|^2 dr = 1. \quad (5.4)$$

With the $L = 1$ phase shift $\delta_1(r)$ and amplitude $\alpha_1(r)$ obtained in Section IV and the $L = 0$ bound state wave function obtained in Section III, the overlap integral (5.2) can be evaluated to give the dissociation cross section of $\Upsilon(1S)$ by gluon absorption. We show in Fig. 5 the dissociation cross section of $\Upsilon(1S)$ by gluon absorption as a function of the final continuum state energy ϵ . The cross section is zero at $\epsilon = 0$, rises to a maximum and then decreases with increasing ϵ . The dependence of the $E1$ $\Upsilon(1S)$ dissociation cross section on energy is similar to that of the $E1$ deuteron photodissociation cross section as shown in Fig. XII.4.1 of [22].

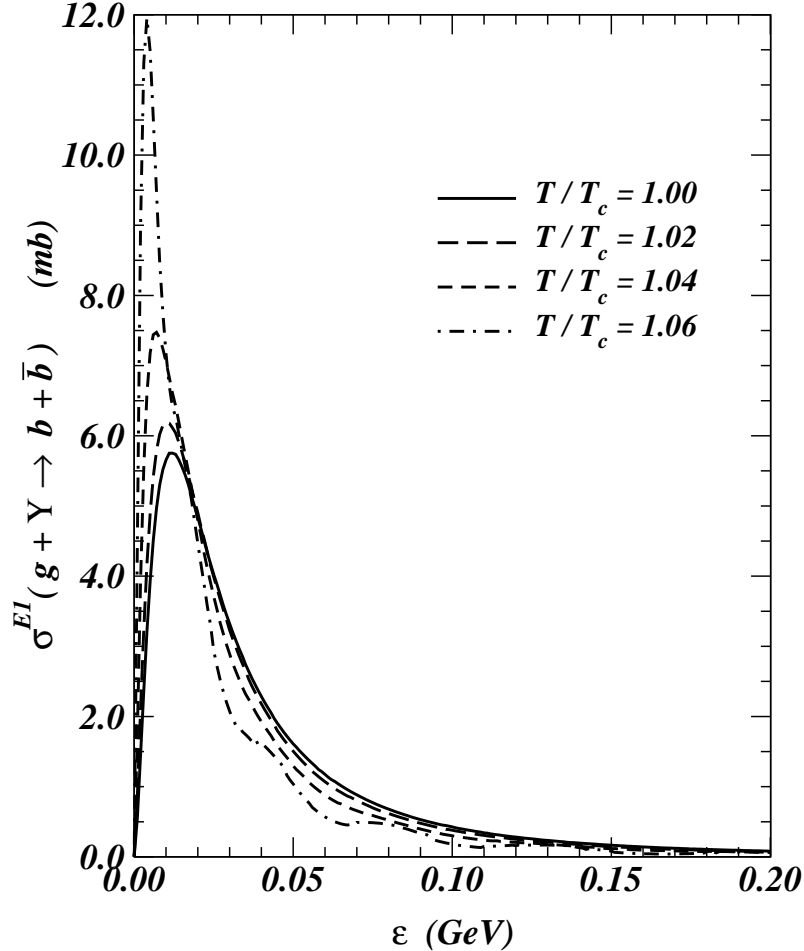


Fig. 5. The $E1$ cross section for the dissociation of $\Upsilon(1S)$ after absorbing a gluon.

Because the mass of the b quark is large, the $M1$ cross section is small relative to the $E1$ cross section, and can be neglected.

In a quark-gluon plasma, gluons with a distribution of energies will collide with a heavy quarkonium in the plasma. We can estimate the energy-averaged dissociation cross section by treating the gluons as a non-interacting Bose-Einstein gas at temperature T . In Fig. 6(a) we show this $\langle\sigma\rangle$ averaged over gluon energies. $\langle\sigma\rangle$ is about 0.3 mb at $T/T_c = 1.00$ and decreases to about 0.2 mb at $T/T_c = 1.06$. The value of T_c has been taken to be 0.175 GeV

[3].

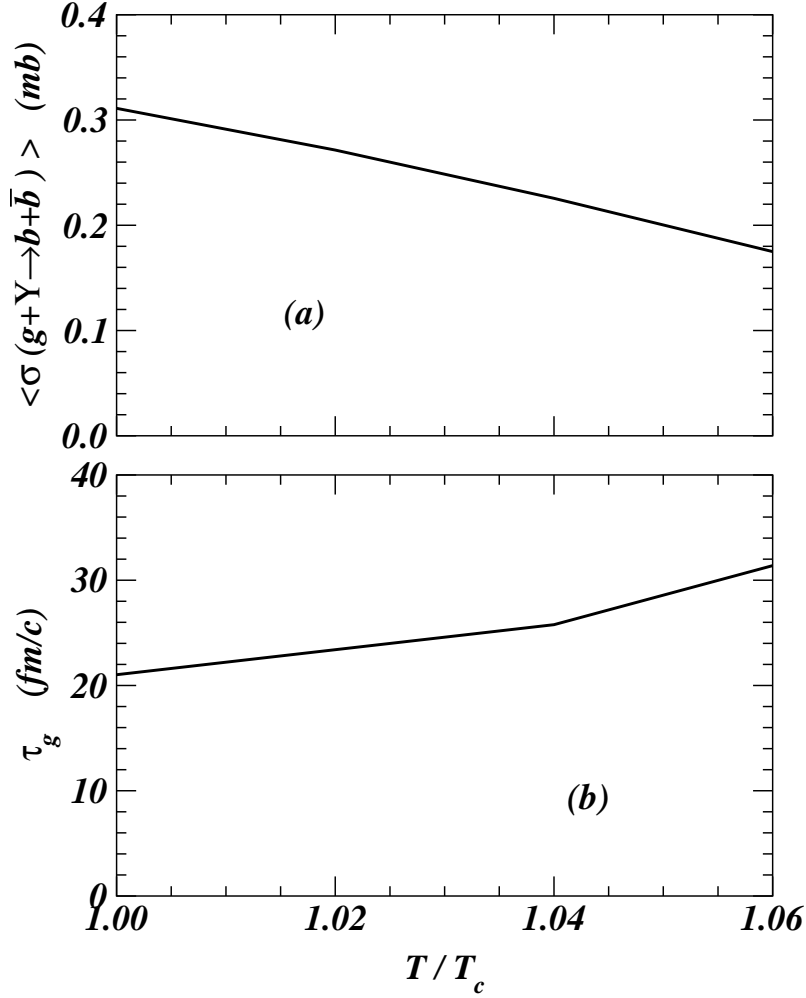


Fig. 6. (a) The thermal average cross section for the dissociation of $\Upsilon(1S)$ by gluon absorption, and (b) the decay time constant τ_g as a function of the temperature.

The dissociation of $\Upsilon(1S)$ by gluon absorption leads to a survival probability of

$$S = \exp\{-\langle \sigma \rangle n_g v \tau\} \equiv \exp\{-\Gamma_g \tau\} \quad (5.5)$$

where n_g is the density of gluon, $v = c$, and Γ_g is the partial dissociation width due to gluon absorption. The inverse of Γ_g ,

$$\tau_g = \frac{1}{\Gamma_g} = \frac{1}{\langle \sigma \rangle n_g v}, \quad (5.6)$$

represents the time in which the population of $\Upsilon(1S)$ will decrease to $1/e$ of the initial population due to gluon absorption.

The gluon density n_g , treating gluon as a non-interacting Bose-Einstein gas, is [26]

$$n_g = \frac{g_g}{\pi^2} 1.202 T^3, \quad (5.7)$$

where $g_g = 16$. From Eqs. (5.6), (5.7), and Fig. 6(a), we can calculate the $\Upsilon(1S)$ decay time constant τ_g shown in Fig. 6(b) as a function of T/T_c ; it is about 20 fm/c at $T/T_c = 1.00$, and increases to 30 fm/c at $T/T_c = 1.08$.

It should be noted that the dissociation cross section $\langle\sigma\rangle$ and the partial width Γ_g have been calculated for the exclusive channel $g + \Upsilon(1S) \rightarrow b + \bar{b}$. As the energy increases, the cross section for this specific channel decreases (Fig. 5). Other reaction channels may then also make important contributions to the dissociation of the $\Upsilon(1S)$, and hence to the total width of $\Upsilon(1S)$. It will be of great interest to evaluate additional contributions to the total dissociation cross section and total width in future work.

VI. DISCUSSION

We have studied the dissociation of a heavy quarkonium state in a quark-gluon plasma using the finite-temperature potential $V_{Q\bar{Q}}(r)$ inferred from lattice gauge theory.

Focusing our attention on states that can be directly or indirectly detected by dilepton decay, we can classify quarkonia into three groups: (1) quarkonia which dissociate spontaneously in hadronic matter: ψ' , χ_c , J/ψ , Υ'' , χ_b , Υ' ; (2) quarkonia which are stable in hadronic matter but dissociate spontaneously in the quark-gluon plasma: χ_b ; and (3) quarkonia which are stable in hadronic matter and the quark-gluon plasma below a dissociation temperature: $\Upsilon(1S)$ and $\eta_b(1S)$ with the dissociation temperature of $1.11T_c$.

From this classification, one notes that the χ_{b1} and χ_{b2} mesons are good indicators of a quark-gluon plasma, as they are stable in hadronic matter but dissociate spontaneously in a quark-gluon plasma. The $\Upsilon(1S)$ and $\eta_b(1S)$ have the distinction that they are the only stable quarkonia in the quark-gluon plasma, although the binding energies are rather small.

For a quark-gluon plasma at a temperature below the $\Upsilon(1S)$ dissociation temperature T_d , a direct observation of the position of the $\Upsilon(1S)$ using decays to dileptons is of great interest. The mass of the $\Upsilon(1S)$ state in the quark-gluon plasma is $2m_b + \epsilon(1S)$, where $\epsilon(1S)$ lies between -0.0175 GeV and 0 GeV (Fig. 2), and the current b quark mass m_b is 4.2 ± 0.2 GeV [23]. The invariant mass of the dilepton peak from the decay of the $\Upsilon(1S)$ in the quark-gluon plasma will be substantially lower than the dilepton invariant mass of 9.46 GeV seen in the decay of $\Upsilon(1S)$ in free space. The fraction of dileptons from the decay of $\Upsilon(1S)$ inside the plasma depends on the lifetime of the quark-gluon plasma and the dilepton decay partial width of Υ in the plasma. This fraction may be rather small, making the observation of the dilepton energy peak shift a difficult task.

We have examined the dissociation cross section for the exclusive channel $g + \Upsilon(1S) \rightarrow b + \bar{b}$ through a color $E1$ transition. The decay time constant of $\Upsilon(1S)$ for this exclusive channel is about 20 fm/c at $T/T_c = 1.00$, and is about 30 fm/c at $T/T_c = 1.08$.

By studying the phase-shifts for $Q\bar{Q}$ collisions in the continuum, we find that there are $\Upsilon(1S)$ and $\eta_b(1S)$ resonances at $\epsilon = 0$ for $L = 0$ at the dissociation temperature $T_d = 1.11T_c$, with a half width of $\Gamma/2 \sim 0.2$ GeV. The occurrence of these $L = 0$ resonances just above $\epsilon = 0$ is a characteristic of the quark-gluon plasma, as they are not expected from other sources. These resonances will decay in the quark-gluon plasma and appear as separated b and \bar{b} quarks. After the quark-gluon plasma cools to become hadronic matter, the b and \bar{b} quarks will hadronize into B and \bar{B} mesons. The invariant mass of this pair will show a

resonance at low relative kinetic energies. However, direct detection of B and \bar{B} mesons is a difficult task whose prospects may improve with future advances in detector technology.

The author would like to thank Drs. M. Creutz and S. Ohta for valuable discussions of lattice gauge theory. The author also wishes to thank Drs. T. Barnes, V. Cianciola, H. Crater, and G. Young for helpful discussions. This research was supported by the Division of Nuclear Physics, Department of Energy and the Laboratory Directed Research and Development Program of Oak Ridge National Laboratory under Contract No. DE-AC05-00OR22725 managed by UT-Battelle, LLC.

REFERENCES

- [1] T. Matsui and H. Satz, Phys. Lett. **B178**, 416 (1986).
- [2] F. Karsch, M. T. Mehr, and H. Satz, Z. Phys. **C37**, 617 (1988).
- [3] F. Karsch, E. Laermann, and A. Peikert, Nucl. Phys. **B605**, 579 (2001), [hep-lat/0012023].
- [4] S. Digal, D. Petreczky, and H. Satz, Phys. Lett. **B514**, 57 (2001), [hep-ph/0105234].
- [5] S. Digal, D. Petreczky, and H. Satz, Phys. Rev. **D64**, 094015 (2001), [hep-ph/0106017].
- [6] C. Y. Wong, (in press, Phys. Rev. C), [nucl-th/0110004].
- [7] C. Y. Wong, T. Barnes, E. Swanson, and H. Crater, in Proceedings of the International Workshop on Quark Gluon Plasma, Palaiseau, France, August 29-September 3, 2001, [nucl-th/0112023].
- [8] C. Y. Wong, E.S. Swanson, and T. Barnes, Phys. Rev. **C62**, 045201 (2000).
- [9] C. Y. Wong, E.S. Swanson, and T. Barnes, in Proceedings of the 28th International Workshop on Gross Properties of Nuclei and Nuclear Excitation: Hadrons in Dense Matter (Hirschegg 2000), Hirschegg, Austria, 16-22 Jan. 2000, [nucl-th/0002034].
- [10] T. Barnes, E. S. Swanson, and C. Y. Wong, in the Proceedings of the Heavy Quark Physics 5, Dubna, 6-8 April 2000, [nucl-th/0006012].
- [11] C. Y. Wong, E. S. Swanson, and T. Barnes, (in press, Phys. Rev. C), [nucl-th/0106067].
- [12] D. Kharzeev and H. Satz, Phys. Lett. **B334**, 155 (1994).
- [13] S. G. Matinyan and B. Müller, Phys. Rev. **C58**, 2994 (1998).
- [14] K. L. Haglin, Phys. Rev. **C61**, 031912 (2000); K. L. Haglin and C. Gale, [nucl-th/0002029].
- [15] K. Haglin and C. Gale, Phys. Rev. **C63**, 065201 (2001), [nucl-th/0010017].
- [16] Z. Lin, C. M. Ko, and B. Zhang, Phys. Rev. **C61**, 024904 (2000), nucl-th/9905003. See also nucl-th/9905007; Z. Lin, T. G. Di, and C. M. Ko, Nucl. Phys. **A689**, 965 (2001), [nucl-th/0006086].
- [17] Z. W. Lin and C. M. Ko, Phys. Rev. **C62**, 034903 (2000), nucl-th/9912046; Z. W. Lin and C. M. Ko, J. Phys. **G27**, 617 (2001), [nucl-th/0008050].
- [18] Z. W. Lin and C. M. Ko, Phys. Lett. **B503**, 104 (2001).
- [19] Yongseok Oh, Taesoo Song, and Su Houng Lee, Phys. Rev. **C63**, 034901 (2001).
- [20] F. Calogero, *Variable Phase Approach to Potential Scattering*, Academic Press, N.Y. 1967.
- [21] C. Y. Wong and L. Chatterjee, Z. Phys. **C75**, 523 (1997).
- [22] J. M. Blatt and V. F. Weisskopf, *Theoretical Nuclear Physics*, John Wiley and Sons, 1952.
- [23] Particle Data Group, D. E. Groom *et al.*, Euro. Phys. Jour. **C15**, 1 (2000).
- [24] K. W. McVoy, L. Heller, and M. Bolsterli, Rev. Mod. Phys. **39**, 245 (1967).
- [25] L. D. Landau and E. M. Lifshitz, *Quantum Mechanics*, Pergamon Press, 1958, p. 407.
- [26] C. Y. Wong, *Introduction to High-Energy Heavy-Ion Collisions*, World Scientific Publisher, Singapore, 1994, page 167, Eq. (9).