

Consistent one-pion exchange currents in electron scattering from a relativistic Fermi gas

J.E. Amaro¹, M.B. Barbaro², J.A. Caballero^{3,4}, T.W. Donnelly⁵ and A. Molinari²

¹*Departamento de Física Moderna, Universidad de Granada, E-18071 Granada, SPAIN*

²*Dipartimento di Fisica Teorica, Università di Torino and INFN, Sezione di Torino
Via P. Giuria 1, 10125 Torino, ITALY*

³*Departamento de Física Atómica, Molecular y Nuclear
Universidad de Sevilla, Apdo. 1065, E-41080 Sevilla, SPAIN*

⁴*Instituto de Estructura de la Materia, CSIC Serrano 123, E-28006 Madrid, SPAIN*

⁵*Center for Theoretical Physics, Laboratory for Nuclear Science and Department of Physics
Massachusetts Institute of Technology, Cambridge, MA 02139, USA*

Abstract

A set of fully relativistic one-pion-exchange electromagnetic operators is developed for use in one-particle emission reactions induced by electrons. To preserve the gauge invariance of the theory additional pionic correlation operators are required beyond the usual meson-exchange current operators. Of these, in the present work emphasis is placed on the self-energy current which is infinite and needs to be renormalized. The renormalized current is expanded to first order to obtain a genuine one-pion-exchange contribution to the inclusive responses.

PACS: 25.30.Rw, 14.20.Gk, 24.10.Jv, 24.30.Gd, 13.40.Gp *Keywords:* Nuclear reactions; Inclusive electron scattering; Pionic correlations. Meson-exchange currents. Relativistic Fermi Gas.

MIT/CTP#3167

1 Introduction

In a recent paper [1] we investigated the role played by pions in inclusive electron scattering from nuclei within the context of one-particle one-hole (1p-1h) excitations. There we extended our previous work [2, 3] in which we had pursued a systematic study of relativistic effects in the nuclear electromagnetic responses for various kinematical regions incorporating both meson-exchange and isobar currents. The resulting two-body current is a consistent first-order operator, since it contains all Feynman diagrams built from nucleons and pions with one exchanged pion and with a photon attached to all possible lines; importantly, the result is gauge invariant, as explicitly proven in [1].

In addition to the usual contact and pion-in-flight meson-exchange current (MEC) operators, this fully relativistic operator includes the so-called correlation operator. Usually this is not included in model calculations because it gives rise to contributions which are, at least in part, already accounted for in the starting nuclear wave functions. However, our model is based on an uncorrelated relativistic Fermi gas where the ground state is a Slater determinant constructed with (Dirac) plane waves. Within a perturbative approach we are free to consider the one-pion correlation contribution to the responses as arising either explicitly in the wave functions or from a current operator acting on unperturbed states — our approach is the latter. When the whole perturbative expansion is summed up one must recover the results obtained starting with an exact “correlated” wave function.

In this paper we enter in more depth into analysis of the ideas in [1], focusing on the impact of pions on the nuclear electromagnetic response in the 1p-1h channel, since this gives the main contribution for quasielastic conditions [4]–[6]. As in the MEC case, the two-body correlation current also contributes in this channel and thus is required to obtain a consistent, gauge invariant, one-pion-exchange current. When acting on the ground state with the two-body operator, the 1p-1h matrix element associated with the two-body currents is obtained by integrating one of the two particle states over the Fermi sea. In so-doing two kinds of contributions are obtained. The first one, sometimes referred to as a vertex correction [7], arises from the pionic correlations between the particle and hole; the second relates to the Fock self-energy (s.e.) [7, 8] and dresses the particle and hole lines. This second contribution diverges, since it corresponds to a s.e. insertion on an external line, which, according to field theory [9, 10], should not be included in a perturbative expansion. Instead one should apply a renormalization procedure to dress the external lines by summing the entire perturbative series of self-energy insertions. In the nuclear case this procedure leads to the relativistic Hartree-Fock (HF) approach.

In other relativistic calculations [7, 8] this contribution has been treated by introducing from the start a Hartree-Fock propagator in the medium, which accounts for the s.e. diagrams. In-medium form factors for the 1p-1h current are also defined, however neglecting any momentum dependence in the self-energy and effective mass. In [8] the self-consistent Hartree mean field was inserted into the single-particle propagator, automatically including the Pauli blocking of $N\bar{N}$ pairs, whose contribution was thus included in the RPA responses. A similar treatment including a semi-phenomenological nucleon self-energy in the medium at the non-relativistic level was implemented in ref. [11].

In [1] the difficulty posed by the s.e. insertion in first order was avoided by computing the self-energy response as the imaginary part of the corresponding polarization propagator with one-pion-exchange s.e. insertions on the particle and hole lines. In this way a finite result is already obtained in first order (one pionic line) without having to resort to the HF approach. The question then arises whether it is possible to obtain the same result for the self-energy response function starting with *finite well-defined* matrix elements of the current operator.

In this paper our aim is to answer this question by constructing a renormalized self-energy current corresponding to one-pion-exchange. This current acts over free Dirac spinors and leads to the same response functions as those obtained by taking the imaginary part of the polarization propagator computed to first order. It should be clear that here the concept of renormalization has a many-body significance, namely it amounts to a relativistic HF approximation and ignores (see [1]) the additional vacuum renormalization due to the change of the negative-energy sea induced by the nuclear medium [8].

The new current is obtained by renormalizing spinors and energies and expanding the resulting in-medium one-body current to first order in the square of the pion-nucleon coupling constant. The renormalized quantities should be obtained by solving a set of self-consistent relativistic HF equations numerically. However, to first order in the expansion, it is possible to write down analytic expressions for the solutions and the corresponding corrections to the bare single-nucleon current operator can be expressed in terms of a simple electromagnetic operator. This operator accounts for two main effects introduced by the interaction of the nucleon with the medium: the first is the enhancement of the lower-components of Dirac spinors; the second is a global renormalization of the spinors in the nuclear medium. These effects are genuine relativistic corrections that are absent within an essentially non-relativistic approach [4]. Actually a third type of renormalization effect arises from the modification of the energy-momentum relation for a nucleon, treated in first order of the square of the pion-nucleon coupling constant (in other approaches this effect is embedded in a constant effective mass [7]).

Using the renormalized s.e. current operator together with the MEC and the vertex exchange operator we prove that the full current is gauge invariant if account is taken of the change in energy arising from the HF renormalization to first order. In this way the results for the inclusive response functions agree completely with the ones obtained in [1] with the polarization propagator technique.

The present paper is organized as follows: In Section 2 we briefly revisit the full set of 1p-1h current operators with one pion-exchange line which contribute to the electro-excitation process, paying special attention to the s.e. contribution. We show the necessity of re-defining the otherwise infinite self-energy diagrams. In Section 3 we perform the renormalization program, thus obtaining the relativistic HF equations. In Section 4 we expand the renormalized spinors and energies to first order in the pion coupling constant squared obtaining a new self-energy current. We also prove the gauge invariance of the whole set of current operators to first order. In Section 5 we compute the interference response of the s.e. current with the one-body current and prove its identity with the one derived in the polarization propagator framework. We present numerical results for the response functions focusing on the contributions provided by the different pieces of the self-energy current. Finally, in Section 6 we summarize our results and draw our conclusions.

2 MEC and Correlation currents

The linked, two-body Feynman diagrams that contribute to electron scattering with one pion-exchange are shown in Fig. 1. The first three correspond to the usual MEC: diagrams (a), (b) refer to the contact or seagull current, diagram (c) to the pion-in-flight current. The four diagrams (d)–(g) represent the so-called correlation current and are usually not treated as genuine MEC, but as correlation corrections to the nuclear wave function. However, again we note that our approach puts all correlation effects in the current operator and uses an uncorrelated wave function for the initial and final nuclear states.

In this work we use Bjorken & Drell conventions [9] and a pseudo-vector πNN coupling, namely

$$\mathcal{H}_{\pi NN} = \frac{f}{m_\pi} \bar{\psi} \gamma_5 \gamma^\mu (\partial_\mu \phi_a) \tau_a \psi , \quad (1)$$

where ψ is the nucleon field, ϕ_a is the isovector pion field, f represents the πNN coupling constant and m_π is the pion mass. The electromagnetic currents corresponding to diagrams (a)–(g) are obtained by computing the S -matrix element

$$S_{fi} = S_{fi}(P'_1, P'_2, P_1, P_2) - S_{fi}(P'_1, P'_2, P_2, P_1) \quad (2)$$

for the absorption of a virtual photon by a system of two nucleons, namely for the process

$$\gamma + N_1 + N_2 \rightarrow N'_1 + N'_2 , \quad (3)$$

with P_1, P_2 (P'_1, P'_2) being the initial (final) four-momenta of the two nucleons involved. The electromagnetic current is then defined according to

$$S_{fi}(P'_1, P'_2, P_1, P_2) = -ie A_\mu(Q) (2\pi)^4 \delta(P'_1 + P'_2 - P_1 - P_2 - Q) j^\mu(P'_1, P'_2, P_1, P_2) , \quad (4)$$

where $A_\mu(Q)$ is related to the matrix element of the electromagnetic field between the incident photon with momentum Q and the vacuum state, namely

$$\langle 0 | A_\mu(X) | \gamma(Q) \rangle = A_\mu(Q) e^{-iQ \cdot X} . \quad (5)$$

In the above $j^\mu(P'_1, P'_2, P_1, P_2)$ is related to the matrix element of the current as follows

$$\langle P'_1 P'_2 | j^\mu(Q) | P_1 P_2 \rangle = (2\pi)^3 \delta^3(\mathbf{p}'_1 + \mathbf{p}'_2 - \mathbf{q} - \mathbf{p}_1 - \mathbf{p}_2) j^\mu(P'_1, P'_2, P_1, P_2) . \quad (6)$$

The general relativistic expressions for the seagull (diagrams a,b), pion-in-flight (c) and correlation (d-g) currents ($j_s^\mu, j_p^\mu, j_{cor}^\mu$) are reported in [1]. There we have also proven that when the seagull and pion-in flight currents are multiplied by the same electromagnetic form factor F_1^V , gauge invariance is fulfilled, *i.e.*, $Q_\mu(j_s^\mu + j_p^\mu + j_{cor}^\mu) = 0$.

In this work we deal with the case of one-particle emission induced by the two-body currents mentioned above. The matrix element of a two-body operator between the Fermi gas ground state and a 1p-1h excited state has the form

$$\begin{aligned} \langle ph^{-1} | j^\mu(Q) | F \rangle &\equiv (2\pi)^3 \delta^3(\mathbf{q} + \mathbf{h} - \mathbf{p}) \frac{m}{V \sqrt{E_{\mathbf{p}} E_{\mathbf{h}}}} j^\mu(\mathbf{p}, \mathbf{h}) \\ &= \sum_{k < F} [\langle pk | j^\mu(Q) | hk \rangle - \langle pk | j^\mu(Q) | kh \rangle] , \end{aligned} \quad (7)$$

where the summation runs over all occupied levels in the ground state, and thus includes a sum over spin and isospin and an integral over the momentum \mathbf{k} . Note that the current matrix element $j^\mu(\mathbf{p}, \mathbf{h})$ does not contain the factor $\frac{m}{\sqrt{E_{\mathbf{p}} E_{\mathbf{h}}}}$, which should accordingly be included into the phase space when computing the response functions.

It is well-known (see, e.g., [1, 2]) that the direct term in eq. (7) vanishes for the MEC and pionic correlation currents upon summation over the occupied states. Only the exchange term contributes to the p-h matrix elements. The associated many-body Feynman diagrams are displayed in Fig. 2 and the corresponding fully relativistic expressions for the seagull, pion-in-flight and correlation currents are given in [1].

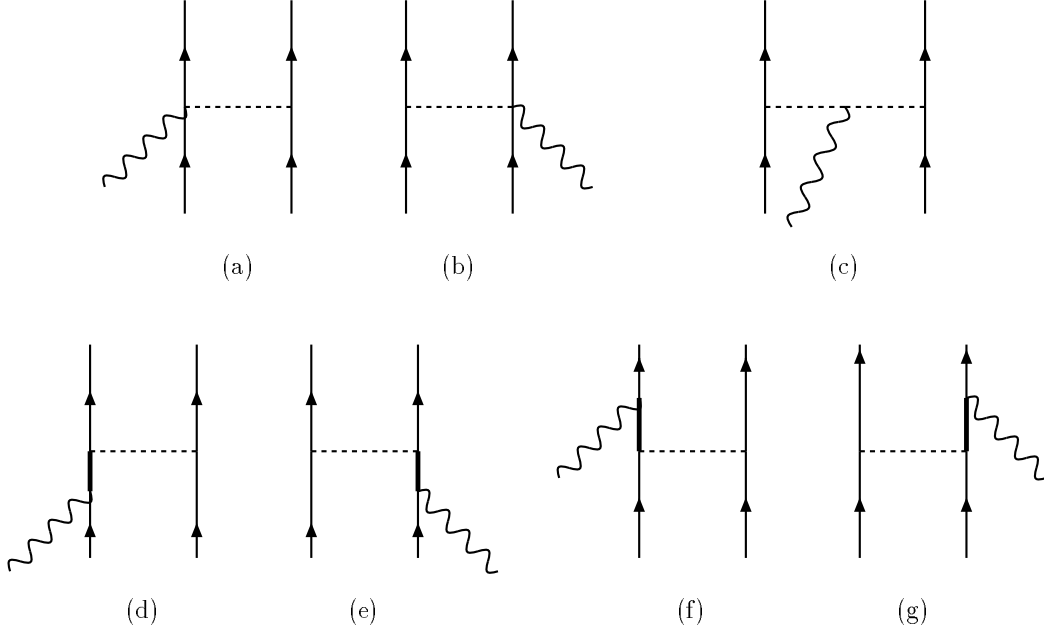


Figure 1: Feynman diagrams contributing to the two-body current with one pion-exchange. The wide line in the correlation diagrams (d)–(g) means a fully relativistic Dirac propagator for the nucleon.

In what follows we restrict our attention to the correlation current given by diagrams (d)–(g) of Fig. 2. Following the arguments presented in [1], we split the total correlation current into a *vertex* correlation current (*v.c.*, also referred to as “exchange” in [4], diagrams (d) and (e)) and a *self-energy* correlation current (*s.e.*, diagrams (f) and (g)), according to

$$j_{cor}^{\mu} = j_{s.e.}^{\mu} + j_{v.c.}^{\mu} . \quad (8)$$

The vertex and self-energy currents then read [1]

$$\begin{aligned} j_{v.c.}^{\mu}(\mathbf{p}, \mathbf{h}) &= -\frac{f^2}{Vm_{\pi}^2} \sum_{k < F} \frac{m}{E_{\mathbf{k}}} \bar{u}(\mathbf{p}) \tau_a \gamma_5 (\mathcal{P} - \mathcal{K}) \frac{u(\mathbf{k}) \bar{u}(\mathbf{k})}{(P - K)^2 - m_{\pi}^2} \Gamma^{\mu}(Q) S_F(K - Q) \tau_a \gamma_5 (\mathcal{P} - \mathcal{K}) u(\mathbf{h}) \\ &- \frac{f^2}{Vm_{\pi}^2} \sum_{k < F} \frac{m}{E_{\mathbf{k}}} \bar{u}(\mathbf{p}) \tau_a \gamma_5 (\mathcal{K} - \mathcal{H}) S_F(K + Q) \Gamma^{\mu}(Q) \frac{u(\mathbf{k}) \bar{u}(\mathbf{k})}{(K - H)^2 - m_{\pi}^2} \tau_a \gamma_5 (\mathcal{K} - \mathcal{H}) u(\mathbf{h}) \end{aligned} \quad (9)$$

and

$$\begin{aligned} j_{s.e.}^{\mu}(\mathbf{p}, \mathbf{h}) &= -\frac{f^2}{Vm_{\pi}^2} \sum_{k < F} \frac{m}{E_{\mathbf{k}}} \bar{u}(\mathbf{p}) \tau_a \gamma_5 (\mathcal{P} - \mathcal{K}) \frac{u(\mathbf{k}) \bar{u}(\mathbf{k})}{(P - K)^2 - m_{\pi}^2} \tau_a \gamma_5 (\mathcal{P} - \mathcal{K}) S_F(P) \Gamma^{\mu}(Q) u(\mathbf{h}) \\ &- \frac{f^2}{Vm_{\pi}^2} \sum_{k < F} \frac{m}{E_{\mathbf{k}}} \bar{u}(\mathbf{k}) \tau_a \gamma_5 (\mathcal{K} - \mathcal{H}) \frac{u(\mathbf{h}) \bar{u}(\mathbf{p})}{(K - H)^2 - m_{\pi}^2} \Gamma^{\mu}(Q) S_F(H) \tau_a \gamma_5 (\mathcal{K} - \mathcal{H}) u(\mathbf{k}) , \end{aligned}$$

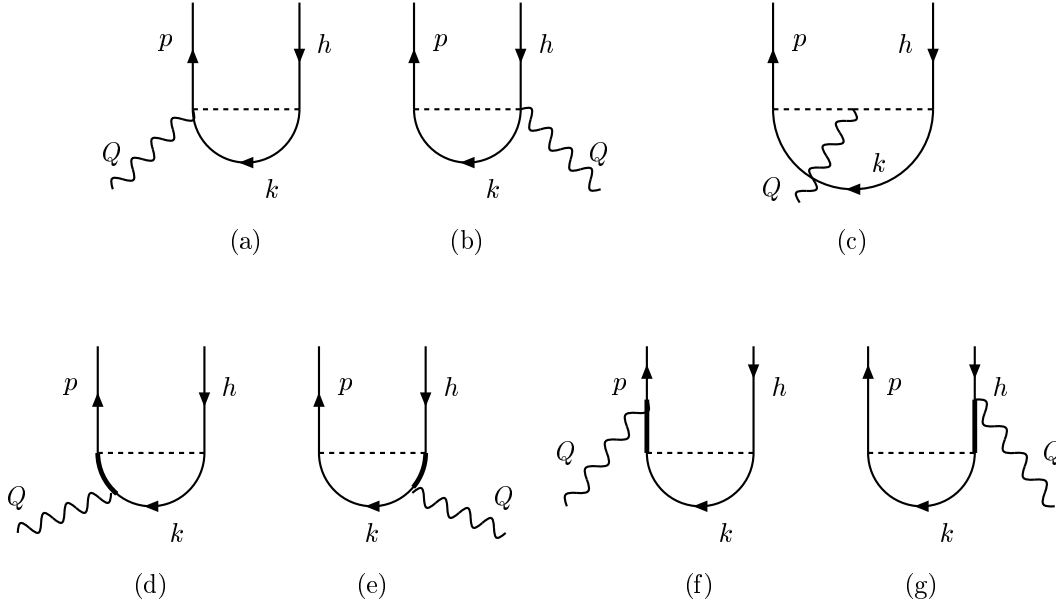


Figure 2: Many-body Feynman diagrams contributing to the one-body current with one pion-exchange. The thick line in the correlation diagrams (d)–(g) corresponds to a fully relativistic Dirac propagator for the nucleon. Diagrams (d)–(e) represent the vertex current, while diagrams (f) and (g) represent the self-energy current of the hole and of the particle, respectively.

(10)

respectively ¹.

It is important to point out that in eq. (10) the particle (p) and hole (h) are described in the Fermi gas by unperturbed plane waves, *i.e.*, they are on-shell, and hence the propagators $S_F(P)$ and $S_F(H)$ diverge. On the one hand, this problem cannot be cured at the level of the current matrix elements. On the other, we know that the full set of Feynman diagrams (Fig. 2) is needed in order to get a consistent, gauge-invariant, one-pion-exchange current and hence their presence is required. Indeed, the s.e. diagrams yield a far from negligible contribution to the nuclear response functions as shown in [1], where they are computed through the imaginary part of the first-order polarization propagator. Hence the necessity of having to renormalize the expression in eq. (10) arises.

This divergence of the diagrams (f)–(g) is reminiscent of the well-known infinity occurring in standard perturbative quantum field theory, when self-energy insertions in the external legs are included in Feynman diagrams. As is well-known, there one should renormalize the theory by dressing the external legs, propagators and vertices. In the nuclear matter case we assume that the

¹Note that here, although the global factor $\frac{m}{V\sqrt{E_p E_h}}$ has been extracted from the current, the factor $\frac{m}{VE_k}$, associated with the internal line, has to be retained inside the sum.

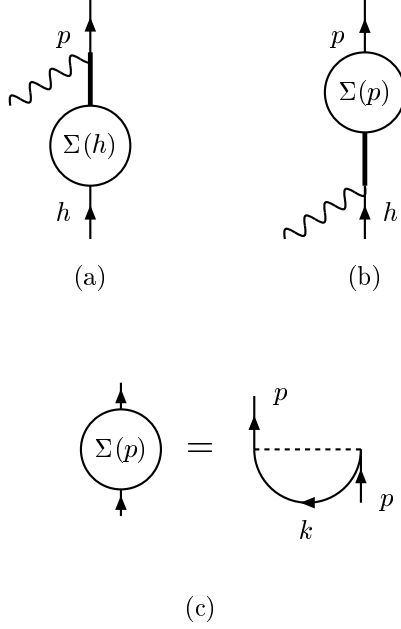


Figure 3: Diagrammatical representation of the self-energy current for a hole (a) and a particle (b). The self-energy is defined to first order as the Fock insertion shown in (c) with one pion-exchange.

particle-physics effects are already accounted for by the physical masses and electromagnetic form factors. However, an additional nuclear physics renormalization that arises from the interaction of a nucleon with the nuclear medium should be included at the one-pion-exchange level to account for the self-energy diagram.

The self-energy current in eq. (10) can be written in the following form:

$$j_{s.e.}^\mu(\mathbf{p}, \mathbf{h}) = \bar{u}(\mathbf{p})\Sigma(P)S_F(P)\Gamma^\mu(Q)u(\mathbf{h}) + \bar{u}(\mathbf{p})\Gamma^\mu(Q)S_F(H)\Sigma(H)u(\mathbf{h}) , \quad (11)$$

where $\Sigma(P)$ is the nucleon self-energy matrix that in first order reads

$$\Sigma(P) = -\frac{f^2}{Vm_\pi^2} \sum_{\mathbf{k}} \frac{m}{E_{\mathbf{k}}} \tau_a \gamma_5 (\not{P} - \not{K}) \frac{u(\mathbf{k})\bar{u}(\mathbf{k})}{(P-K)^2 - m_\pi^2} \tau_a \gamma_5 (\not{P} - \not{K}) . \quad (12)$$

This is diagrammatically displayed in Fig. 3. The s.e. matrix, shown in Fig. 3(c), corresponds to the Fock term of the mean-field potential (the Hartree or direct term is zero for pion exchange).

Performing the sum over the spin (s) and isospin (t) indices, implicitly included in eq. (12), and using the commutation properties of the gamma matrices to eliminate γ_5 , the self-energy can be cast in the form

$$\Sigma(P) = -3\frac{f^2}{m_\pi^2} \int \frac{d^3k}{(2\pi)^3} \theta(k_F - k) \frac{1}{2E_{\mathbf{k}}} \frac{(\not{P} - \not{K})(\not{K} - m)(\not{P} - \not{K})}{(P-K)^2 - m_\pi^2} , \quad (13)$$

where the sum over \mathbf{k} has been converted into an integral. Note that the self-energies $\Sigma(P)$ and $\Sigma(H)$ appearing in eq. (11) are evaluated for free particles and holes, *i.e.*, for P^μ and H^μ on-shell.

Hence the self-energy contributions are divergent, since so are the free propagators $S(P)$ and $S(H)$ in eq. (11). Therefore they should not be computed using eq. (11), but rather one should first renormalize the wave function and the propagator of the particles in the medium. This is achieved through the summation of the full series of diagrams with repeated self-energy insertions displayed in Fig. 3.

Now the energy of a particle in nuclear matter is modified by the interaction with the medium and, as well, through its energy-momentum relation. Thus the associated momentum is no longer on-shell and therefore in the next section we shall evaluate the self-energy for *off-shell* particles. In the first iteration, corresponding to one pion-exchange, the particle P^μ is off-shell, but the intermediate interacting hole K^μ is not ². In this case, with the help of Dirac spinology, one writes

$$(\not{P} - \not{K})(K - m)(\not{P} - \not{K}) = 2(P \cdot K - m^2)(\not{P} + m) - (P^2 - m^2)(\not{K} + m), \quad (14)$$

which allows one to recast the self-energy in eq. (13) for the off-shell momentum P in the form

$$\Sigma(P) = -3 \frac{f^2}{m_\pi^2} \int \frac{d^3k}{(2\pi)^3} \theta(k_F - k) \frac{1}{2E_{\mathbf{k}}} \frac{2(P \cdot K - m^2)(\not{P} + m) - (P^2 - m^2)(\not{K} + m)}{(P - K)^2 - m_\pi^2}. \quad (15)$$

Note that the second term inside the integral vanishes for P on-shell.

In general the self-energy of a nucleon in nuclear matter can be written in the form [12]:

$$\Sigma(P) = mA(P) + B(P)\gamma_0 p^0 - C(P)\boldsymbol{\gamma} \cdot \mathbf{p}. \quad (16)$$

In contrast to the quantum field-theory decomposition $\Sigma(P) = mA + B \not{P}$, owing to the non-invariance under a boost of the step function $\theta(k_F - k)$ appearing in the self-energy, in nuclear matter $B(P) \neq C(P)$. This in turn reflects the existence of a privileged system, namely the lab system where the Fermi gas has $\mathbf{p}_{FG} = 0$, this being the natural one in which to compute the self-energy. Under a boost, the Fermi gas ground state is no longer characterized by $k < k_F$ and also the self-energy takes a different form.

In the case of the Fock self-energy in eq. (15) the functions A, B, C can be expressed in terms of the integrals

$$I(P) \equiv \int \frac{d^3k}{(2\pi)^3} \theta(k_F - k) \frac{1}{2E_{\mathbf{k}}} \frac{1}{(P - K)^2 - m_\pi^2} \quad (17)$$

$$L^\mu(P) \equiv \int \frac{d^3k}{(2\pi)^3} \theta(k_F - k) \frac{1}{2E_{\mathbf{k}}} \frac{K^\mu}{(P - K)^2 - m_\pi^2} \quad (18)$$

and in terms of the functions $K_0(P)$ and $K_3(P)$, defined as ³

$$L_0(P) = K_0(P)p_0 \quad (19)$$

$$\mathbf{L}(p) = K_3(P)\mathbf{p}. \quad (20)$$

Indeed one gets

$$A(P) = -3 \frac{f^2}{m_\pi^2} \left[2(P_\mu L^\mu(P) - m^2 I(P)) - (P^2 - m^2) I(P) \right] \quad (21)$$

²Note that in deriving eq. (13) we have assumed free spinors $u(\mathbf{k})$; hence eq. (13) is only valid for K^μ on-shell. The off-shell case requires one to redefine the spinors $u(\mathbf{k})$ according to an interacting Dirac equation, as is shown later.

³ \mathbf{L} is parallel to \mathbf{p} since, choosing \mathbf{p} along the z axis, the azimuthal integration in eq. (18) yields $L_x = L_y = 0$.

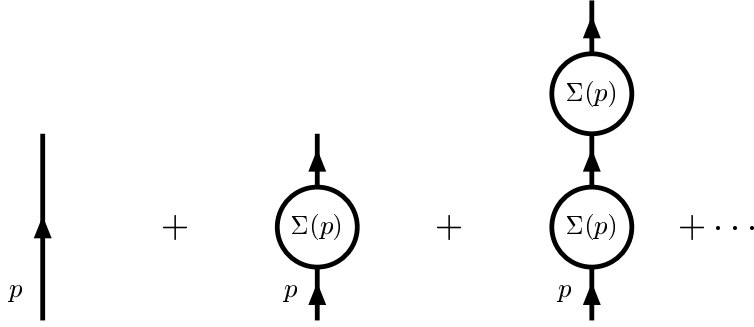


Figure 4: Diagrammatical series for the nucleon propagator in the medium.

$$B(P) = -3 \frac{f^2}{m_\pi^2} \left[2(P_\mu L^\mu(P) - m^2 I(P)) - (P^2 - m^2) K_0(P) \right] \quad (22)$$

$$C(P) = -3 \frac{f^2}{m_\pi^2} \left[2(P_\mu L^\mu(P) - m^2 I(P)) - (P^2 - m^2) K_3(P) \right] . \quad (23)$$

Note that $A = B = C$ for P on-shell. In this case one has

$$\Sigma(P)_{on-shell} = A(P)(m + \not{P}) . \quad (24)$$

3 Hartree-Fock renormalization in nuclear matter

3.1 Nucleon Propagator

The nucleon propagator in the nuclear medium results from summing up a series with any number of self-energy insertions (see Fig. 4), namely

$$\frac{1}{\not{P} - m} + \frac{1}{\not{P} - m} \Sigma(P) \frac{1}{\not{P} - m} + \frac{1}{\not{P} - m} \Sigma(P) \frac{1}{\not{P} - m} \Sigma(P) \frac{1}{\not{P} - m} + \dots = \frac{1}{\not{P} - m - \Sigma(P)} . \quad (25)$$

Using the spin decomposition of the self-energy in eq. (16), we can write

$$\not{P} - m - \Sigma(P) = [1 - B(P)] \gamma_0 p_0 - [1 - C(P)] \boldsymbol{\gamma} \cdot \mathbf{p} - [1 + A(P)] m . \quad (26)$$

Now the new four-momentum $f^\mu = f^\mu(P)$, which is related to P^μ as follows

$$f_0(P) = \frac{1 - B(P)}{1 - C(P)} p_0 \quad (27)$$

$$\mathbf{f}(P) = \mathbf{p} , \quad (28)$$

and the functions

$$\tilde{m}(P) = \frac{1 + A(P)}{1 - C(P)} m \quad (29)$$

$$z(P) = \frac{1}{1 - C(P)} \quad (30)$$

allow one to recast the nucleon propagator in the form

$$\frac{1}{P - m - \Sigma(P)} = \frac{z(P)}{\gamma_0 f_0(P) - \boldsymbol{\gamma} \cdot \mathbf{p} - \tilde{m}(P)} = \frac{z(P)}{f(P) - \tilde{m}(P)} . \quad (31)$$

For a nucleon with a fixed three-momentum \mathbf{p} , the pole of the propagator in eq. (31) in the variable p_0 defines the new energy of the nucleon in the medium. To find the latter we introduce

$$\tilde{E}(P) \equiv E(\mathbf{p}, \tilde{m}(P)) = \sqrt{\mathbf{p}^2 + \tilde{m}(P)^2} . \quad (32)$$

Then the propagator reads

$$\frac{1}{P - m - \Sigma(P)} = \frac{z(P)}{f_0(P) - \tilde{E}(P)} \frac{f(P) + \tilde{m}(P)}{f_0(P) + \tilde{E}(P)} \quad (33)$$

and its pole p_0 is found by solving the implicit equation

$$f_0(P) = \tilde{E}(P) , \quad (34)$$

which, exploiting eq. (27), can be recast as follows

$$p_0 = \frac{1 - C(P)}{1 - B(P)} \sqrt{\mathbf{p}^2 + \tilde{m}(P)^2} \equiv \frac{1 - C(p_0, \mathbf{p})}{1 - B(p_0, \mathbf{p})} \sqrt{\mathbf{p}^2 + [\tilde{m}(p_0, \mathbf{p})]^2} . \quad (35)$$

The solution of eq. (35) for fixed \mathbf{p} defines the new dispersion relation $p_0 = \epsilon(\mathbf{p})$ for interacting nuclear matter. Once the above equation has been solved, the field strength renormalization constant

$$Z_2(\mathbf{p}) = \text{Res} \left. \frac{z(P)}{f_0(P) - \tilde{E}(P)} \right|_{p_0 = \epsilon(\mathbf{p})} , \quad (36)$$

defined as the residue of the first factor on the right-hand side of eq. (33) at $p_0 = \epsilon(\mathbf{p})$, can be computed. Indeed using eq. (30), $Z_2(\mathbf{p})$ is obtained by expanding the denominator around the pole $\epsilon(\mathbf{p})$, *i.e.*,

$$[1 - C(P)] [f_0(P) - \tilde{E}(P)] = Z_2(\mathbf{p})^{-1} [p_0 - \epsilon(\mathbf{p})] + \dots ; \quad (37)$$

hence

$$\begin{aligned} Z_2(\mathbf{p})^{-1} &= \left. \frac{\partial}{\partial p_0} \right|_{p_0 = \epsilon(\mathbf{p})} \{ [1 - C(P)] [f_0(P) - \tilde{E}(P)] \} \\ &= \left. \frac{\partial}{\partial p_0} \right|_{p_0 = \epsilon(\mathbf{p})} \{ [1 - B(P)] p_0 - [1 - C(P)] \tilde{E}(P) \} . \end{aligned} \quad (38)$$

With the help of eq. (32) the derivative can be easily evaluated, the result being

$$Z_2(\mathbf{p})^{-1} = \left[1 - B - \frac{\partial B}{\partial p_0} p_0 - m \frac{\tilde{m}}{\tilde{E}} \frac{\partial A}{\partial p_0} + \frac{\mathbf{p}^2}{\tilde{E}} \frac{\partial C}{\partial p_0} \right]_{p_0 = \epsilon(\mathbf{p})} . \quad (39)$$

3.2 Nucleon Spinors

The self-energy modifies not only the propagator and the energy-momentum relation of a nucleon, but, as well, the free Dirac spinors. In fact the spinors are now solutions of the Dirac equation in the nuclear medium [12], *i.e.*,

$$[\not{P} - m - \Sigma(P)]\phi(\mathbf{p}) = 0 , \quad (40)$$

which, again using the decomposition in eq. (16), can be recast as follows

$$[\gamma_0 f_0(P) - \boldsymbol{\gamma} \cdot \mathbf{p} - \tilde{m}(P)]\phi(\mathbf{p}) = 0 , \quad (41)$$

the functions $f_0(P)$ and $\tilde{m}(P)$ being defined in eqs. (27) and (29), respectively. Equation (41) has the same structure as the free Dirac equation; hence for the positive-energy eigenvalue one has

$$f_0^2(P) = \mathbf{p}^2 + \tilde{m}^2(P) , \quad (42)$$

which implicitly yields the energy $p_0 = \epsilon(\mathbf{p})$ of the nucleon in the nuclear medium. This result was already obtained as the pole of the nucleon propagator. Then the corresponding positive-energy spinors (s being the spin index) read

$$\phi_s(\mathbf{p}) = \sqrt{Z_2(\mathbf{p})} \left(\frac{\tilde{E}(\mathbf{p}) + \tilde{m}(\mathbf{p})}{2\tilde{m}(\mathbf{p})} \right)^{1/2} \left[\begin{array}{c} \chi_s \\ \boldsymbol{\sigma} \cdot \mathbf{p} \\ \tilde{E}(\mathbf{p}) + \tilde{m}(\mathbf{p}) \chi_s \end{array} \right] = \sqrt{Z_2(\mathbf{p})} u_s(\mathbf{p}, \tilde{m}(\mathbf{p})) \quad (43)$$

and the functions *of the three-momentum* \mathbf{p}

$$\tilde{m}(\mathbf{p}) \equiv \tilde{m}(\epsilon(\mathbf{p}), \mathbf{p}) \quad (44)$$

$$\tilde{E}(\mathbf{p}) \equiv \tilde{E}(\epsilon(\mathbf{p}), \mathbf{p}) = \sqrt{\mathbf{p}^2 + \tilde{m}(\mathbf{p})^2} \quad (45)$$

represent the nucleon's effective mass and effective energy corresponding to $p_0 = \epsilon(\mathbf{p})$. The field strength renormalization constant, $\sqrt{Z_2(\mathbf{p})}$, of the new spinors, defined in eq. (39), is required by renormalization theory, since the propagator in eq. (31) for p_0 close to the pole $\epsilon(\mathbf{p})$ reads

$$\frac{1}{\not{P} - m - \Sigma(P)} \sim \frac{1}{p_0 - \epsilon(\mathbf{p})} \frac{\tilde{m}(\mathbf{p})}{\tilde{E}(\mathbf{p})} \sum_s \phi_s(\mathbf{p}) \bar{\phi}_s(\mathbf{p}) = \frac{Z_2(\mathbf{p})}{p_0 - \epsilon(\mathbf{p})} \frac{\not{f}(\mathbf{p}) + \tilde{m}(\mathbf{p})}{2\tilde{E}(\mathbf{p})} . \quad (46)$$

Once the new spinors have been computed, the self-energy can be evaluated by inserting the latter into eq. (12). Then the Dirac equation should be solved again with the new self-energy and so on. This self-consistent procedure leads to the relativistic Hartree-Fock model which has to be dealt with numerically.

In this paper we do not attempt to solve the HF equations, since we are interested only in the first-order correction to the single-nucleon current. Although the latter cannot be derived by directly applying the Feynman rules, it can still be identified with the self-energy diagrams of Fig. 2 (f)–(g). Thus in the next section we shall compute the renormalized one-body current using the new spinors and energy-momentum relation and then expand it in powers of the square of the pion-coupling constant f^2/m_π^2 . As we shall see, the unperturbed one-body current is thus recovered as the leading-order term and the first-order one coincides with the self-energy contribution.

3.3 Non-relativistic self-energy

Before performing the expansion of the renormalized current we briefly examine the non-relativistic limit of the self-energy diagrams in order to bring to light some differences that exist with respect to the fully relativistic case.

The non-relativistic leading order of the self-energy current in eq. (10) is obtained by using the following prescriptions, which are valid in the static limit,

$$E_{\mathbf{k}} \simeq m \quad (47)$$

$$\gamma_5 K \simeq \boldsymbol{\sigma} \cdot \mathbf{k} \quad (48)$$

$$\frac{1}{K^2 - m_\pi^2} \simeq -\frac{1}{\mathbf{k}^2 + m_\pi^2} \quad (49)$$

$$S_F(P) \simeq S_{nr}(P) = \frac{1}{p_0 - \frac{\mathbf{p}^2}{2m}} . \quad (50)$$

The electromagnetic form factor $\Gamma^\mu(Q)$ is also replaced by $\Gamma_{nr}^\mu(q)$, representing the usual non-relativistic one-body (OB) current acting over bi-spinors [2, 4]. Using the above relations and performing the sums over spin and isospin indices, the s.e. current matrix element results

$$j_{se}^\mu(\mathbf{p}, \mathbf{h}) \simeq \chi_p^\dagger [\Sigma_{nr}(\mathbf{p})S_{nr}(P)\Gamma_{nr}^\mu(Q) + \Gamma_{nr}^\mu(Q)S_{nr}(H)\Sigma_{nr}(\mathbf{h})] \chi_h , \quad (51)$$

where χ_p and χ_h are two-components spinors. The non-relativistic self-energy function is given by

$$\Sigma_{nr}(\mathbf{p}) = 3\frac{f^2}{Vm_\pi^2} \sum_{\mathbf{k}} \frac{(\mathbf{p} - \mathbf{k})^2}{(\mathbf{p} - \mathbf{k})^2 + m_\pi^2} = \Sigma_{nr}(|\mathbf{p}|) . \quad (52)$$

The non-relativistic nucleon propagator in eq. (50) in the medium is then

$$S_{nr}(p_0, \mathbf{p}) = \frac{1}{p_0 - \frac{\mathbf{p}^2}{2m}} + \frac{1}{p_0 - \frac{\mathbf{p}^2}{2m}} \Sigma_{nr}(\mathbf{p}) \frac{1}{p_0 - \frac{\mathbf{p}^2}{2m}} + \dots = \frac{1}{p_0 - \frac{\mathbf{p}^2}{2m} - \Sigma_{nr}(\mathbf{p})} . \quad (53)$$

As is well-known, this is a meromorphic function whose simple pole again defines the new energy of the nucleon in the medium, namely

$$\epsilon_{nr}(\mathbf{p}) = \frac{\mathbf{p}^2}{2m} + \Sigma_{nr}(\mathbf{p}) , \quad (54)$$

since $\Sigma_{nr}(\mathbf{p})$ is a function only of \mathbf{p} .

Since the non-relativistic self-energy function in eq. (52) does not depend on spin, the nucleon wave functions are not modified in the medium. In fact the corresponding Schrödinger equation in momentum space, including the self-energy, is simply given by

$$\left[\frac{\mathbf{p}^2}{2m} + \Sigma_{nr}(\mathbf{p}) \right] \phi_{nr}(\mathbf{p}) = p_0 \phi_{nr}(\mathbf{p}) , \quad (55)$$

with the bi-spinor $\phi_{nr}(\mathbf{p})$ corresponding to the eigenvalue $p_0 = \epsilon_{nr}(\mathbf{p})$.

The non-relativistic analysis of the nucleon self-energy current [15] is much simpler than its relativistic counterpart. Indeed, in the former the self-consistency is immediately achieved because the nucleon wave functions are not modified by the self-energy interaction and thus the first iteration of

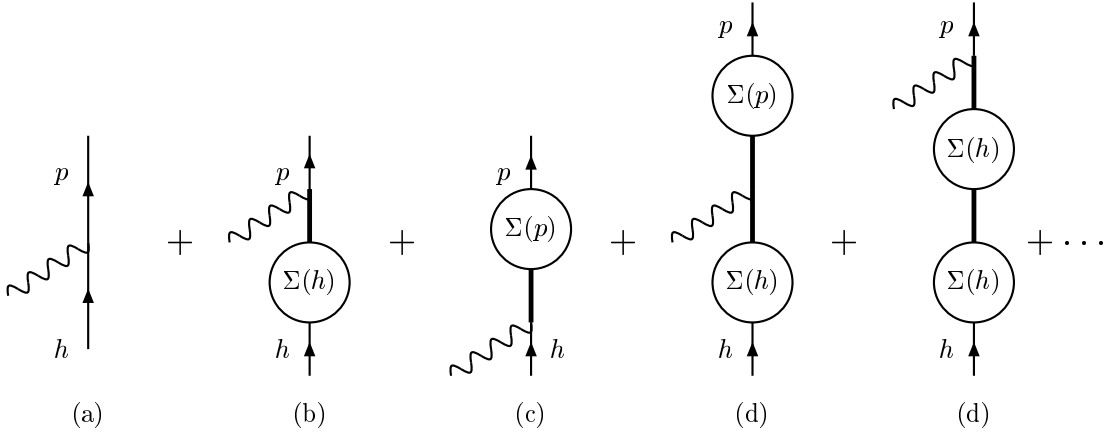


Figure 5: Diagrammatical series for the one-body electromagnetic current with dressed external lines.

the ‘‘Hartree-Fock’’ equations already provides the exact energy. Instead, in the relativistic framework the spin dependence of the self-energy modifies the Dirac-spinors, inducing an enhancement of the lower components. Moreover, the field-strength renormalization constant, namely the residue of the nucleon propagator in eq. (53) at the pole, in the non-relativistic case is just one. Hence the enhancement of the lower components and the spinors’ field strength renormalization are genuine relativistic effects that are absent in a non-relativistic analysis where only the energy-momentum relation in the medium is altered by the self-energy diagrams. We shall show in next section that the two above-mentioned relativistic signatures can be recast as new pieces in the electromagnetic current acting over free spinors.

4 Self-energy current to first order

The particle-hole current matrix element in the HF approximation reads

$$j_{HF}^{\mu}(\mathbf{p}, \mathbf{h}) = \bar{\phi}(\mathbf{p})\Gamma^{\mu}(Q)\phi(\mathbf{h}) , \quad (56)$$

where $\phi(\mathbf{p})$ are the new renormalized HF spinors introduced in eq. (40). Hence eq. (56) represents the electromagnetic excitation of the p-h pair with dressed external lines corresponding to the sum of the diagrams shown in Fig. 5. In order to obtain a one-pion-exchange expression we expand eq. (56) in powers of the square of the pion coupling constant f^2/m_{π}^2 and single out the first-order term, that is, the one that is linear in f^2/m_{π}^2 . We shall still refer to the current thus obtained that represents the OPE contribution as the ‘‘self-energy’’ current and, importantly, we shall show that it yields a finite contribution, free from the divergence problem of the current in eq. (11).

To proceed we start by deriving the HF energy $\epsilon(\mathbf{p})$ to first order in f^2/m_{π}^2 . For this purpose we note that the functions $A(P)$, $B(P)$ and $C(P)$ defined in eqs. (21–23) are of order $O(f^2/m_{\pi}^2)$. Hence the following expansion of the Dirac mass in eq. (29) holds:

$$\tilde{m}(P) = m \frac{1 + A(P)}{1 - C(P)} = m [1 + A(P) + C(P)] + O(f^4/m_{\pi}^4) . \quad (57)$$

Inserting this into eq. (35) for the energy and expanding again to first order in f^2/m_π^2 , we get

$$\begin{aligned} p_0 = \epsilon(\mathbf{p}) &\simeq [1 - C(P) + B(P)]\sqrt{\mathbf{p}^2 + m^2 + 2m^2 [A(P) + C(P)]} \\ &= E_{\mathbf{p}} + \Delta E(p_0, \mathbf{p}) , \end{aligned} \quad (58)$$

where $E_{\mathbf{p}} = \sqrt{\mathbf{p}^2 + m^2}$ is the unperturbed free energy and

$$\Delta E(p_0, \mathbf{p}) \equiv \frac{1}{E_{\mathbf{p}}}(m^2 A + E_{\mathbf{p}}^2 B - \mathbf{p}^2 C) + O(f^4/m_\pi^4) \quad (59)$$

is the first-order correction to the energy. Next we can insert the above value of p_0 *inside* the argument of the functions A, B, C . Expanding the latter around the on-shell value $p_0 = E_{\mathbf{p}}$ we get

$$A(P) = A(p_0, \mathbf{p}) = A(E_{\mathbf{p}} + \Delta E, \mathbf{p}) = A(E_{\mathbf{p}}, \mathbf{p}) + O(f^4/m_\pi^4) \simeq A_0(\mathbf{p}) , \quad (60)$$

where $A_0(\mathbf{p}) \equiv A(E_{\mathbf{p}}, \mathbf{p})$. Likewise to first order we obtain

$$B(P) \simeq B(E_{\mathbf{p}}, \mathbf{p}) \equiv B_0(\mathbf{p}) \quad (61)$$

$$C(P) \simeq C(E_{\mathbf{p}}, \mathbf{p}) \equiv C_0(\mathbf{p}) . \quad (62)$$

Recalling that for P on-shell the functions A, B, C coincide, *i.e.*, $A_0(\mathbf{p}) = B_0(\mathbf{p}) = C_0(\mathbf{p})$, we can insert these on-shell values into eq. (59) and, neglecting terms of second order, *i.e.*, $O(f^4/m_\pi^4)$, we finally arrive at the result

$$p_0 = \epsilon(\mathbf{p}) = E_{\mathbf{p}} + \frac{1}{E_{\mathbf{p}}} B_0(\mathbf{p})(m^2 + E_{\mathbf{p}}^2 - \mathbf{p}^2) + O(f^4/m_\pi^4) = E_{\mathbf{p}} + \frac{1}{E_{\mathbf{p}}} 2m^2 B_0(\mathbf{p}) + O(f^4/m_\pi^4) . \quad (63)$$

The above expression can be recast in terms of the on-shell value of the self-energy

$$\Sigma_0(\mathbf{p}) \equiv 2m B_0(\mathbf{p}) , \quad (64)$$

which satisfies the relation

$$\Sigma(E_{\mathbf{p}}, \mathbf{p})u(\mathbf{p}) = \Sigma_0(\mathbf{p})u(\mathbf{p}) , \quad (65)$$

thus showing that the free spinors are eigenvectors of the self-energy matrix $\Sigma(E_{\mathbf{p}}, \mathbf{p})$ corresponding to the eigenvalue $\Sigma_0(\mathbf{p})$. Hence to first order in f^2/m_π^2 , the HF energy in eq. (63) is found to read

$$\epsilon(\mathbf{p}) \simeq E_{\mathbf{p}} + \frac{m}{E_{\mathbf{p}}} \Sigma_0(\mathbf{p}) \quad (66)$$

in terms of the on-shell self-energy eigenvalue $\Sigma_0(\mathbf{p})$. When compared with the non-relativistic HF energy in eq. (54) it appears that, beyond the different expressions of the self-energy functions that hold in the relativistic and non-relativistic frameworks, an extra multiplicative factor $m/E_{\mathbf{p}}$ occurs in the relativistic case.

Once the HF energy $\epsilon(\mathbf{p})$ is known to first order in f^2/m_π^2 , we expand as well the renormalized spinors, namely

$$\sqrt{\frac{\tilde{m}(\mathbf{p})}{\tilde{E}(\mathbf{p})}}u(\mathbf{p}, \tilde{m}(\mathbf{p})) = \sqrt{\frac{\tilde{E}(\mathbf{p}) + \tilde{m}(\mathbf{p})}{2\tilde{E}(\mathbf{p})}} \left[\begin{array}{c} \chi \\ \frac{\boldsymbol{\sigma} \cdot \mathbf{p}}{\tilde{E}(\mathbf{p}) + \tilde{m}(\mathbf{p})} \chi \end{array} \right] . \quad (67)$$

Actually, for later use in the calculation of the hadronic tensor, it is convenient to expand the spinor multiplied by the factor $\sqrt{\frac{\tilde{m}(\mathbf{p})}{\tilde{E}(\mathbf{p})}}$.

Thus we start by expanding the Dirac mass in eq. (57) around the on-shell energy, obtaining

$$\tilde{m}(\mathbf{p}) = m [1 + A_0(\mathbf{p}) + C_0(\mathbf{p})] + O(f^2/m_\pi^2) \simeq m + \Sigma_0(\mathbf{p}), \quad (68)$$

where use has been made of the on-shell self-energy in eq. (64). Likewise, using the HF equation (eq. (35)), the Dirac energy $\tilde{E}(\mathbf{p})$ defined in eq. (45) is given by

$$\begin{aligned} \tilde{E}(\mathbf{p}) &= \frac{1-B}{1-C}\epsilon(\mathbf{p}) \simeq [1 - B_0(\mathbf{p}) + C_0(\mathbf{p})] \left[E_{\mathbf{p}} + \frac{m}{E_{\mathbf{p}}}\Sigma_0(\mathbf{p}) \right] \\ &\simeq E_{\mathbf{p}} + \frac{m}{E_{\mathbf{p}}}\Sigma_0(\mathbf{p}) \simeq \epsilon(\mathbf{p}). \end{aligned} \quad (69)$$

After some algebra the following first-order expressions are obtained

$$\sqrt{\frac{\tilde{E} + \tilde{m}}{2\tilde{E}}} \simeq \sqrt{\frac{m + E_{\mathbf{p}}}{2E_{\mathbf{p}}}} \left(1 + \frac{E_{\mathbf{p}} - m}{2E_{\mathbf{p}}} \frac{\Sigma_0}{E_{\mathbf{p}}} \right) \quad (70)$$

$$\frac{1}{\tilde{E} + \tilde{m}} \simeq \frac{1}{m + E_{\mathbf{p}}} \left(1 - \frac{\Sigma_0}{E_{\mathbf{p}}} \right). \quad (71)$$

Inserting eqs. (70) and (71) into the renormalized spinor in eq. (67) we get

$$\begin{aligned} \sqrt{\frac{\tilde{m}(\mathbf{p})}{\tilde{E}(\mathbf{p})}} u(\mathbf{p}, \tilde{m}(\mathbf{p})) &\simeq \sqrt{\frac{m + E_{\mathbf{p}}}{2E_{\mathbf{p}}}} \left[1 + \frac{E_{\mathbf{p}} - m}{2E_{\mathbf{p}}} \frac{\Sigma_0}{E_{\mathbf{p}}} \right] \left[\begin{array}{c} \chi \\ \frac{\boldsymbol{\sigma} \cdot \mathbf{p}}{m + E_{\mathbf{p}}} \left(1 - \frac{\Sigma_0}{E_{\mathbf{p}}} \right) \chi \end{array} \right] \\ &\simeq \sqrt{\frac{m}{E_{\mathbf{p}}}} u(\mathbf{p}) + \frac{\Sigma_0}{E_{\mathbf{p}}} \sqrt{\frac{m}{E_{\mathbf{p}}}} \sqrt{\frac{m + E_{\mathbf{p}}}{2m}} \left[\begin{array}{c} \frac{E_{\mathbf{p}} - m}{2E_{\mathbf{p}}} \chi \\ -\frac{E_{\mathbf{p}} + m}{2E_{\mathbf{p}}} \frac{\boldsymbol{\sigma} \cdot \mathbf{p}}{m + E_{\mathbf{p}}} \chi \end{array} \right]. \end{aligned} \quad (72)$$

Since

$$\left[\begin{array}{c} (E_{\mathbf{p}} - m)\chi \\ -(E_{\mathbf{p}} + m)\frac{\boldsymbol{\sigma} \cdot \mathbf{p}}{m + E_{\mathbf{p}}}\chi \end{array} \right] = (E_{\mathbf{p}}\gamma_0 - m) \left[\begin{array}{c} \chi \\ \frac{\boldsymbol{\sigma} \cdot \mathbf{p}}{m + E_{\mathbf{p}}}\chi \end{array} \right]. \quad (73)$$

the first-order (in f^2/m_π^2) renormalized spinor can be cast in the form

$$\sqrt{\frac{\tilde{m}(\mathbf{p})}{\tilde{E}(\mathbf{p})}} u(\mathbf{p}, \tilde{m}(\mathbf{p})) \simeq \sqrt{\frac{m}{E_{\mathbf{p}}}} \left[u(\mathbf{p}) + \frac{\Sigma_0(\mathbf{p})}{E_{\mathbf{p}}} \frac{E_{\mathbf{p}}\gamma_0 - m}{2E_{\mathbf{p}}} u(\mathbf{p}) \right]. \quad (74)$$

We now also expand the field-strength renormalization function defined in eq. (39). For this purpose we use eqs. (68,69), obtaining

$$Z_2(\mathbf{p}) \simeq \left[1 + B_0(\mathbf{p}) + \frac{m^2}{E_{\mathbf{p}}} \frac{\partial A}{\partial p_0} + E_{\mathbf{p}} \frac{\partial B}{\partial p_0} - \frac{\mathbf{p}^2}{E_{\mathbf{p}}} \frac{\partial C}{\partial p_0} \right]_{p_0=E_{\mathbf{p}}}, \quad (75)$$

which implies that

$$\sqrt{Z_2(\mathbf{p})} \simeq 1 + \frac{1}{2}\alpha(\mathbf{p}) \quad (76)$$

with

$$\alpha(\mathbf{p}) \equiv B_0(\mathbf{p}) + \left[\frac{m^2}{E_{\mathbf{p}}} \frac{\partial A}{\partial p_0} + E_{\mathbf{p}} \frac{\partial B}{\partial p_0} - \frac{\mathbf{p}^2}{E_{\mathbf{p}}} \frac{\partial C}{\partial p_0} \right]_{p_0=E_{\mathbf{p}}} . \quad (77)$$

Finally, collecting the above results and inserting them into eq. (43), we get to first order

$$\sqrt{\frac{\tilde{m}(\mathbf{p})}{\tilde{p}_0(\mathbf{p})}} \phi(\mathbf{p}) \simeq \sqrt{\frac{m}{E_{\mathbf{p}}}} \left[u(\mathbf{p}) + \frac{\Sigma_0}{E_{\mathbf{p}}} \frac{E_{\mathbf{p}} \gamma_0 - m}{2E_{\mathbf{p}}} u(\mathbf{p}) + \frac{1}{2} \alpha(\mathbf{p}) u(\mathbf{p}) \right] . \quad (78)$$

Thus, within the OPE approach the renormalized HF spinors in the nuclear medium are characterized by two new elements with respect to the bare $u(\mathbf{p})$. In appendix A we study in detail the second term on the right-hand side of eq. (78). We show that $(E_p \gamma_0 - m)u(\mathbf{p})$ is directly connected with the negative-energy components in the wave function. Thus the second term in eq. (78) involves $\frac{\Sigma_0}{E_p} \frac{E_p \gamma_0 - m}{2E_p} u(\mathbf{p})$, which can be written as a difference between two divergent terms, one being $S_F(\mathbf{p})\Sigma(\mathbf{p})u(\mathbf{p})$ and the other a kind of ‘‘renormalization’’ counterterm of the original self-energy current. The final result turns out, however, to be a *finite* quantity.

Using the above expressions for the renormalized spinors, we now expand the renormalized one-body current matrix element to first order in f^2/m_π^2 , getting

$$\begin{aligned} \sqrt{\frac{\tilde{m}(\mathbf{p})}{\tilde{E}(\mathbf{p})}} \sqrt{\frac{\tilde{m}(\mathbf{h})}{\tilde{E}(\mathbf{h})}} j_{HF}^\mu(\mathbf{p}, \mathbf{h}) &\simeq \sqrt{\frac{m}{E_{\mathbf{p}}}} \sqrt{\frac{m}{E_{\mathbf{h}}}} \bar{u}(\mathbf{p}) \left[\Gamma^\mu + \Gamma^\mu \frac{\Sigma_0(\mathbf{h})}{E_{\mathbf{h}}} \frac{E_{\mathbf{h}} \gamma_0 - m}{2E_{\mathbf{h}}} + \frac{\alpha(\mathbf{h})}{2} \Gamma^\mu \right. \\ &\quad \left. + \frac{\Sigma_0(\mathbf{p})}{E_{\mathbf{p}}} \frac{E_{\mathbf{p}} \gamma_0 - m}{2E_{\mathbf{p}}} \Gamma^\mu + \frac{\alpha(\mathbf{p})}{2} \Gamma^\mu \right] u(\mathbf{h}) \\ &\equiv \frac{m}{\sqrt{E_{\mathbf{p}} E_{\mathbf{h}}}} [j_{OB}^\mu(\mathbf{p}, \mathbf{h}) + j_{RSE}^\mu(\mathbf{p}, \mathbf{h})] . \end{aligned} \quad (79)$$

In eq. (79) the term j_{OB}^μ represents the usual one-body current matrix element evaluated with free spinors, *i.e.*,

$$j_{OB}^\mu(\mathbf{p}, \mathbf{h}) = \bar{u}(\mathbf{p}) \Gamma^\mu(Q) u(\mathbf{h}) , \quad (80)$$

whereas j_{RSE}^μ is a new renormalized self-energy current matrix element that includes the effects of the renormalization of the spinors. It can be decomposed according to

$$j_{RSE}^\mu(\mathbf{p}, \mathbf{h}) = j_{RSE1}^\mu(\mathbf{p}, \mathbf{h}) + j_{RSE2}^\mu(\mathbf{p}, \mathbf{h}) , \quad (81)$$

where j_{RSE1}^μ embodies the correction arising from the new spinor solution of the Dirac equation in the medium and j_{RSE2}^μ the one stemming from the field-strength renormalization function $\sqrt{Z_2}$ in the medium. Their expressions are the following:

$$j_{RSE1}^\mu(\mathbf{p}, \mathbf{h}) = \bar{u}(\mathbf{p}) \left[\Gamma^\mu \frac{\Sigma_0(\mathbf{h})}{E_{\mathbf{h}}} \frac{E_{\mathbf{h}} \gamma_0 - m}{2E_{\mathbf{h}}} + \frac{\Sigma_0(\mathbf{p})}{E_{\mathbf{p}}} \frac{E_{\mathbf{p}} \gamma_0 - m}{2E_{\mathbf{p}}} \Gamma^\mu \right] u(\mathbf{h}) \quad (82)$$

$$j_{RSE2}^\mu(\mathbf{p}, \mathbf{h}) = \left[\frac{\alpha(\mathbf{h}) + \alpha(\mathbf{p})}{2} \right] j_{OB}^\mu(\mathbf{p}, \mathbf{h}) . \quad (83)$$

4.1 Gauge Invariance

As shown above, the renormalized HF current matrix element, expanded to first order in f^2/m_π^2 , has been split into the usual one-body current and into a new renormalized self-energy current. In order

to be consistent with the one-pion-exchange model, we should add the contribution of the seagull, pion-in-flight and vertex correlation currents corresponding to the diagrams shown in Fig. 2(a–e). We point out once more that the self-energy diagrams (f) and (g), corresponding to insertions in external legs, should be disregarded in computing amplitudes (or currents) in perturbation theory. Instead, their contributions should be taken into account via renormalized energies and spinors as solutions of the relativistic HF equations. We have expressed the latter, to first order in f^2/m_π^2 , in the form of a new current operator (denoted as RSE current).

Then the total current in our model reads

$$j^\mu(\mathbf{p}, \mathbf{h}) = j_{OB}^\mu(\mathbf{p}, \mathbf{h}) + j_{OPE}^\mu(\mathbf{p}, \mathbf{h}) , \quad (84)$$

where j_{OPE}^μ embodies the seagull, pion-in-flight, vertex correlation and renormalized self-energy currents, namely

$$j_{OPE}^\mu = j_s^\mu + j_p^\mu + j_{v.c.}^\mu + j_{RSE}^\mu . \quad (85)$$

In what follows we shall prove the gauge invariance of this current to first order in f^2/m_π^2 . In so-doing it is crucial to take into account not only the full current in eqs. (84,85), but also the first-order correction to the energy of the particles and holes due to the self-energy interaction in eq. (66). In other words, for a given momentum transfer $\mathbf{q} = \mathbf{p} - \mathbf{h}$, the energy transfer should be computed as the difference between the particle and hole HF energies and not using the free values $E_{\mathbf{p}}$ and $E_{\mathbf{h}}$. Hence the energy transfer is

$$\omega_{HF} = E_{\mathbf{p}} - E_{\mathbf{h}} + \frac{m}{E_{\mathbf{p}}} \Sigma_0(\mathbf{p}) - \frac{m}{E_{\mathbf{h}}} \Sigma_0(\mathbf{h}) \quad (86)$$

and, in conformity, the associated four-momentum transfer is $Q_{HF}^\mu = (\omega_{HF}, \mathbf{q})$. To make the following discussion clearer we denote with Q_{HF} the HF four-momentum and with ω_{HF} the HF energy transfer, to distinguish them from the on-shell values Q and ω .

Divergence of the one-body current

The divergence of the zeroth-order one-body current computed using the HF four-momentum transfer Q_{HF} is given by

$$Q_{HF,\mu} j_{OB}^\mu(\mathbf{p}, \mathbf{h}) = \bar{u}(\mathbf{p}) Q_{HF,\mu} \Gamma^\mu(Q_{HF}) u(\mathbf{h}) = \bar{u}(\mathbf{p}) F_1(Q_{HF}) \mathcal{Q}_{HF} u(\mathbf{h}) , \quad (87)$$

where the nucleon vertex $\Gamma^\mu(Q_{HF})$ is evaluated at the momentum transfer Q_{HF} . Since $\bar{u}(\mathbf{p}) \mathcal{Q} u(\mathbf{h}) = 0$, only the first-order contribution arising from the self-energy correction survives, namely

$$Q_{HF,\mu} j_{OB}^\mu(\mathbf{p}, \mathbf{h}) = \bar{u}(\mathbf{p}) F_1(Q) \left[\frac{m}{E_{\mathbf{p}}} \Sigma_0(\mathbf{p}) - \frac{m}{E_{\mathbf{h}}} \Sigma_0(\mathbf{h}) \right] \gamma_0 u(\mathbf{h}) . \quad (88)$$

In the above the Dirac form factor F_1 is computed at the unperturbed value Q^μ , since we disregard second-order contributions. Note that the one-body current itself is not gauge invariant — its divergence yields a first-order term which turns out to be essential for the gauge invariance of the full current, as we shall see below.

Divergence of the MEC

As shown in [1], after summing over the intermediate spin and isospin indices, the following

seagull and pion-in-flight 1p-1h matrix elements

$$j_s^\mu(\mathbf{p}, \mathbf{h}) = -\frac{f^2}{Vm_\pi^2} F_1^V i\epsilon_{3ab} \bar{u}(\mathbf{p}) \tau_a \tau_b \sum_{\mathbf{k}} \frac{m}{E_{\mathbf{k}}} \left\{ \frac{(\mathbf{K} - m)\gamma^\mu}{(P - K)^2 - m_\pi^2} + \frac{\gamma^\mu(\mathbf{K} - m)}{(K - H)^2 - m_\pi^2} \right\} u(\mathbf{h}) \quad (89)$$

$$j_p^\mu(\mathbf{p}, \mathbf{h}) = \frac{f^2}{Vm_\pi^2} F_1^V i\epsilon_{3ab} \bar{u}(\mathbf{p}) \tau_a \tau_b \sum_{\mathbf{k}} \frac{m}{E_{\mathbf{k}}} \frac{2m(Q + 2H - 2K)^\mu}{[(P - K)^2 - m_\pi^2][(K - H)^2 - m_\pi^2]} u(\mathbf{h}) \quad (90)$$

are obtained. These currents are already of first order in f^2/m_π^2 ; thus in computing their divergence one must use the unperturbed value of the energy transfer [1], otherwise a second-order term arises. Then using the free Dirac equation and exploiting the kinematics we obtain (see [1] for details)

$$Q_\mu j_s^\mu(\mathbf{p}, \mathbf{h}) = -\frac{f^2}{Vm_\pi^2} F_1^V i\epsilon_{3ab} \bar{u}(\mathbf{p}) \tau_a \tau_b \sum_{\mathbf{k}} \frac{m}{E_{\mathbf{k}}} \left\{ \frac{2(K \cdot P - m \mathbf{K})}{(P - K)^2 - m_\pi^2} - \frac{2(K \cdot H - m \mathbf{K})}{(K - H)^2 - m_\pi^2} \right\} u(\mathbf{h}) \quad (91)$$

$$Q_\mu j_p^\mu(\mathbf{p}, \mathbf{h}) = -\frac{f^2}{Vm_\pi^2} F_1^V i\epsilon_{3ab} \bar{u}(\mathbf{p}) \tau_a \tau_b \sum_{\mathbf{k}} \frac{m}{E_{\mathbf{k}}} \left\{ \frac{2m(\mathbf{K} - m)}{(P - K)^2 - m_\pi^2} - \frac{2m(\mathbf{K} - m)}{(K - H)^2 - m_\pi^2} \right\} u(\mathbf{h}) . \quad (92)$$

Upon addition of these two equations the terms containing \mathbf{K} cancel, leaving for the total divergence of the seagull and pion-in-flight the expression

$$Q_\mu (j_s^\mu + j_p^\mu) = -\frac{f^2}{Vm_\pi^2} F_1^V i\epsilon_{3ab} \bar{u}(\mathbf{p}) \tau_a \tau_b \sum_{\mathbf{k}} \frac{2m}{2E_{\mathbf{k}}} \left\{ \frac{2(K \cdot H - m^2)}{(K - H)^2 - m_\pi^2} - \frac{2(K \cdot P - m^2)}{(P - K)^2 - m_\pi^2} \right\} u(\mathbf{h}) , \quad (93)$$

which can be further simplified by introducing the self-energy in eq. (15) for on-shell momenta, yielding finally

$$Q_\mu (j_s^\mu + j_p^\mu) = \frac{i}{3} F_1^V \epsilon_{3ab} \bar{u}(\mathbf{p}) \tau_a \tau_b [\Sigma(\mathbf{p}) - \Sigma(\mathbf{h})] u(\mathbf{h}) . \quad (94)$$

Divergence of the vertex correlation current

Starting from the 1p-1h matrix element of the v.c. current in eq. (9) and applying the Dirac equation, we get (see [1] for details)

$$\begin{aligned} Q_\mu j_{v.c.}^\mu(\mathbf{p}, \mathbf{h}) &= \frac{f^2}{Vm_\pi^2} \bar{u}(\mathbf{p}) \tau_a F_1 \tau_a \sum_{\mathbf{k}} \frac{1}{2E_{\mathbf{k}}} \gamma_5(\mathbf{P} - \mathbf{K}) \frac{\mathbf{K} + m}{(P - K)^2 - m_\pi^2} \gamma_5(\mathbf{P} - \mathbf{K}) u(\mathbf{h}) \\ &- \frac{f^2}{Vm_\pi^2} \bar{u}(\mathbf{p}) \tau_a F_1 \tau_a \sum_{\mathbf{k}} \frac{1}{2E_{\mathbf{k}}} \gamma_5(\mathbf{K} - \mathbf{H}) \frac{\mathbf{K} + m}{(K - H)^2 - m_\pi^2} \gamma_5(\mathbf{K} - \mathbf{H}) u(\mathbf{h}) , \end{aligned} \quad (95)$$

where we recognize again the expression of the self-energy matrix in eq. (13). Since the Dirac form factor can be split into an isoscalar and an isovector component according to

$$F_1 = \frac{1}{2}(F_1^S + F_1^V \tau_3) , \quad (96)$$

which yields

$$\tau_a F_1 \tau_a = 3F_1 + iF_1^V \epsilon_{3ab} \tau_a \tau_b , \quad (97)$$

the divergence of the v.c. current written in terms of the self-energy function reads

$$Q_\mu j_{v.c.}^\mu(\mathbf{p}, \mathbf{h}) = \bar{u}(\mathbf{p}) \left(F_1 + \frac{i}{3} F_1^V \epsilon_{3ab} \tau_a \tau_b \right) [\Sigma(\mathbf{h}) - \Sigma(\mathbf{p})] u(\mathbf{h}) . \quad (98)$$

Comparing this result with eq. (94) we note that the ϵ term above cancels with the MEC contribution. Hence

$$Q_\mu [j_{MEC}^\mu(\mathbf{p}, \mathbf{h}) + j_{v.c.}^\mu(\mathbf{p}, \mathbf{h})] = \bar{u}(\mathbf{p}) F_1 [\Sigma(\mathbf{h}) - \Sigma(\mathbf{p})] u(\mathbf{h}) . \quad (99)$$

The above relation just expresses the Ward-Takahashi identity relating the full vertex correction, namely MEC plus v.c. (diagrams 2 (a)–(e)), to the self-energy matrix element.

Divergence of the RSE current

Here we obtain the divergence of the renormalized self-energy (RSE) current defined in eqs. (81,82,83). For this purpose we first note that the divergence of j_{RSE}^μ vanishes to first order because it is proportional to the OB current. Hence we write

$$Q_\mu j_{RSE}^\mu(\mathbf{p}, \mathbf{h}) = \bar{u}(\mathbf{p}) \left[F_1 \mathcal{Q} \frac{\Sigma_0(\mathbf{h})}{E_{\mathbf{h}}} \frac{E_{\mathbf{h}} \gamma_0 - m}{2E_{\mathbf{h}}} + \frac{\Sigma_0(\mathbf{p})}{E_{\mathbf{p}}} \frac{E_{\mathbf{p}} \gamma_0 - m}{2E_{\mathbf{p}}} F_1 \mathcal{Q} \right] u(\mathbf{h}) . \quad (100)$$

Using the relation $\bar{u}(\mathbf{p}) \mathcal{Q} u(\mathbf{h}) = 0$ and

$$\bar{u}(\mathbf{p}) \mathcal{Q} \gamma_0 u(\mathbf{h}) = \bar{u}(\mathbf{p}) 2(m\gamma_0 - E_{\mathbf{h}}) u(\mathbf{h}) \quad (101)$$

$$\bar{u}(\mathbf{p}) \gamma_0 \mathcal{Q} u(\mathbf{h}) = \bar{u}(\mathbf{p}) 2(E_{\mathbf{p}} - m\gamma_0) u(\mathbf{h}) \quad (102)$$

it is straightforward to obtain

$$Q_\mu j_{RSE}^\mu(\mathbf{p}, \mathbf{h}) = \bar{u}(\mathbf{p}) F_1 [\Sigma(\mathbf{p}) - \Sigma(\mathbf{h})] u(\mathbf{h}) + \bar{u}(\mathbf{p}) F_1 \left[\frac{m}{E_{\mathbf{h}}} \Sigma_0(\mathbf{h}) - \frac{m}{E_{\mathbf{p}}} \Sigma_0(\mathbf{p}) \right] u(\mathbf{h}) . \quad (103)$$

Remarkably the first term of this equation cancels with the divergence of the MEC plus the v.c. current, given by the Ward-Takahashi identity in eq. (99), whereas the second term cancels with the divergence of the OB current in eq. (88). We have thus proven that, within the present model up to first order in f^2/m_π^2 , the total current in eq. (84) satisfies the continuity equation, namely

$$Q_{HF,\mu} (j_{OB}^\mu + j_{MEC}^\mu + j_{v.c.}^\mu + j_{RSE}^\mu) = 0 . \quad (104)$$

5 Relativistic self-energy responses

In this section we derive the self-energy contribution to the nuclear response functions to first order in f^2/m_π^2 . We can thus compare with the results obtained in [1] using the polarization propagator formalism. Our goal is to show that the results obtained in the two formalisms coincide, although they stem from different approaches, as we have previously emphasized.

The one-body hadronic tensor in HF approximation reads

$$W_{HF}^{\mu\nu}(\omega, \mathbf{q}) = \sum_{s_p s_h} \sum_{t_p t_h} \int \frac{d^3 h}{(2\pi)^3} \frac{\tilde{m}(\mathbf{p}) \tilde{m}(\mathbf{h})}{\tilde{E}(\mathbf{p}) \tilde{E}(\mathbf{h})} j_{HF}^\mu(\mathbf{p}, \mathbf{h})^* j_{HF}^\nu(\mathbf{p}, \mathbf{h}) \delta(\omega + \epsilon(\mathbf{h}) - \epsilon(\mathbf{p})) , \quad (105)$$

where $\mathbf{p} = \mathbf{h} + \mathbf{q}$ and $j_{HF}^\mu(\mathbf{p}, \mathbf{h})$ is the one-body HF current in eq. (56) computed using the renormalized HF spinors and HF energies of the particle and the hole.

Next we use the expansions in eqs. (79) for the current j_{HF} and (66) for the HF energies. In addition we expand the energy delta function to first order in f^2/m_π^2 according to

$$\delta(\omega + \epsilon(\mathbf{h}) - \epsilon(\mathbf{p})) \simeq \delta(\omega + E_{\mathbf{h}} - E_{\mathbf{p}}) + \frac{d\delta(\omega + E_{\mathbf{h}} - E_{\mathbf{p}})}{d\omega} \left[\frac{m}{E_{\mathbf{h}}} \Sigma_0(\mathbf{h}) - \frac{m}{E_{\mathbf{p}}} \Sigma_0(\mathbf{p}) \right]. \quad (106)$$

Inserting all of these relations into the hadronic tensor and neglecting terms of second order we get for the diagonal elements of the hadronic tensor ⁴

$$W_{HF}^{\mu\mu}(\omega, \mathbf{q}) \simeq W_{OB}^{\mu\mu}(\omega, \mathbf{q}) + \Delta W_{RSE}^{\mu\mu}(\omega, \mathbf{q}) \quad (107)$$

(the summation convention is not in force in eq. (107)), where $W_{OB}^{\mu\mu}(\omega, \mathbf{q})$ is the usual OB hadronic tensor of a RFG, *i.e.*,

$$W_{OB}^{\mu\mu} = \sum_{s_p s_h} \sum_{t_p t_h} \int \frac{d^3 h}{(2\pi)^3} \frac{m^2}{E_{\mathbf{p}} E_{\mathbf{h}}} |j_{OB}^\mu(\mathbf{p}, \mathbf{h})|^2 \delta(\omega + E_{\mathbf{h}} - E_{\mathbf{p}}), \quad (108)$$

and $\Delta W_{RSE}^{\mu\mu}(\omega, \mathbf{q})$ is the first-order self-energy correction

$$\begin{aligned} \Delta W_{RSE}^{\mu\mu} = & \sum_{s_p s_h} \sum_{t_p t_h} \int \frac{d^3 h}{(2\pi)^3} \frac{m^2}{E_{\mathbf{p}} E_{\mathbf{h}}} \left\{ 2\Re j_{OB}^\mu(\mathbf{p}, \mathbf{h})^* j_{RSE}^\mu(\mathbf{p}, \mathbf{h}) \delta(\omega + E_{\mathbf{h}} - E_{\mathbf{p}}) \right. \\ & \left. + |j_{OB}^\mu(\mathbf{p}, \mathbf{h})|^2 \left[\frac{m}{E_{\mathbf{h}}} \Sigma_0(\mathbf{h}) - \frac{m}{E_{\mathbf{p}}} \Sigma_0(\mathbf{p}) \right] \frac{d}{d\omega} \delta(\omega + E_{\mathbf{h}} - E_{\mathbf{p}}) \right\}. \quad (109) \end{aligned}$$

In eq. (109) the first term corresponds to the interference between the OB and the RSE currents, while the second one, which shifts the allowed kinematical region because of the derivative of the energy delta function, is due to the modification of the nucleon energies in the medium.

Carrying out the spin traces for the single-nucleon current

$$\sum_{s_p s_h} |j_{OB}^\mu(\mathbf{p}, \mathbf{h})|^2 = \frac{1}{4m^2} \text{Tr} \{ \Gamma^\mu(Q)(\not{H} + m)\Gamma^\mu(-Q)(\not{P} + m) \}, \quad (110)$$

we get for the renormalized self-energy response function

$$\begin{aligned} \Delta W_{RSE}^{\mu\mu} = & \int \frac{d^3 h}{(2\pi)^3} \frac{1}{4E_{\mathbf{p}} E_{\mathbf{h}}} \text{Tr} \left\{ \Gamma^\mu(Q) \left[\frac{\Sigma_0(\mathbf{h}) E_{\mathbf{h}} \gamma_0 - m}{E_{\mathbf{h}}} + \frac{\alpha(\mathbf{h})}{2} \right] (\not{H} + m) \Gamma^\mu(-Q) (\not{P} + m) \right. \\ & + \Gamma^\mu(Q) (\not{H} + m) \Gamma^\mu(-Q) (\not{P} + m) \left[\frac{\Sigma_0(\mathbf{p}) E_{\mathbf{p}} \gamma_0 - m}{E_{\mathbf{p}}} + \frac{\alpha(\mathbf{p})}{2} \right] \\ & + \Gamma^\mu(Q) (\not{H} + m) \left[\frac{\Sigma_0(\mathbf{h}) E_{\mathbf{h}} \gamma_0 - m}{E_{\mathbf{h}}} + \frac{\alpha(\mathbf{h})}{2} \right] \Gamma^\mu(-Q) (\not{P} + m) \\ & \left. + \Gamma^\mu(Q) (\not{H} + m) \Gamma^\mu(-Q) \left[\frac{\Sigma_0(\mathbf{p}) E_{\mathbf{p}} \gamma_0 - m}{E_{\mathbf{p}}} + \frac{\alpha(\mathbf{p})}{2} \right] (\not{P} + m) \right\} \\ & \times \delta(\omega + E_{\mathbf{h}} - E_{\mathbf{p}}) \end{aligned}$$

⁴We only work out the diagonal elements of the hadronic tensor, since these are the ones that contribute to the unpolarized inclusive longitudinal and transverse response functions.

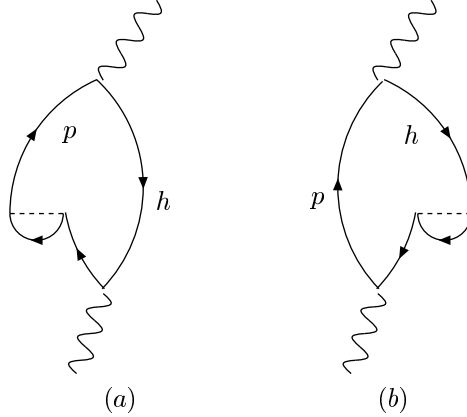


Figure 6: First-order contributions to the polarization propagator with self-energy insertions in the hole or particle lines.

$$\begin{aligned}
& + \int \frac{d^3h}{(2\pi)^3} \frac{1}{4E_{\mathbf{p}}E_{\mathbf{h}}} \text{Tr} \{ \Gamma^\mu(Q)(H+m)\Gamma^\mu(-Q)(P+m) \} \\
& \quad \left(\frac{m}{E_{\mathbf{h}}} \Sigma_0(\mathbf{h}) - \frac{m}{E_{\mathbf{p}}} \Sigma_0(\mathbf{p}) \right) \frac{d}{d\omega} \delta(\omega + E_{\mathbf{h}} - E_{\mathbf{p}}) . \quad (111)
\end{aligned}$$

More precisely, one should add two copies of eq. (111), one with the form factors appropriate to the proton and one to the neutron.

In appendix B we show that this contribution to the response function is identical to the one obtained in [1] computing the imaginary part of the polarization propagator corresponding to the two diagrams of Fig. 6. This identity is not trivial: indeed in the case of the polarization propagator the response functions, with the Fock self-energy dressing the particle and the hole lines, are computed by representing the product of two nucleon propagators as the derivative of a single one to deal with the presence of a double pole in the integrand. In the present paper the problem has been solved differently. First the entire perturbative series with Fock self-energy insertions has been summed up and then the result has been expanded to first order, thus obtaining a finite first-order current operator. Because of the equivalence of these two procedures (as proven in appendix B) we are confident about the validity of the results we have obtained for the self-energy contribution to the nuclear responses.

Finally we display the results obtained in our framework for the nuclear response functions⁵. In particular, we explore the impact on the latter of the new currents j_{RSE1}^μ and j_{RSE2}^μ that arise from the enhancement of the lower components of the spinors and from the field strength renormalization $\sqrt{Z_2(\mathbf{p})}$, respectively.

In Fig. 7 we show the on-shell self-energy (solid curve) and the field strength renormalization function (dashed curve) given by eqs. (64) and (77), respectively. The explicit expressions for $\Sigma_0(p)$ and $\alpha(p)$ are derived in Appendix C. The $\Sigma_0(p)$ obtained here is in good agreement with the results of ref. [13] and its effect on the single-particle energy in eq. (66) and on the effective mass in eq. (68) is very small (less than $\sim 3\%$). Note that α , which is linked to the current j_{RSE2}^μ of eq. (83), is much smaller than $\Sigma_0(p)/E_{\mathbf{p}}$, which enters in j_{RSE1}^μ through eq. (82). This implies

⁵For clarity the results presented here have been calculated ignoring the hadronic (πNN) form factors.

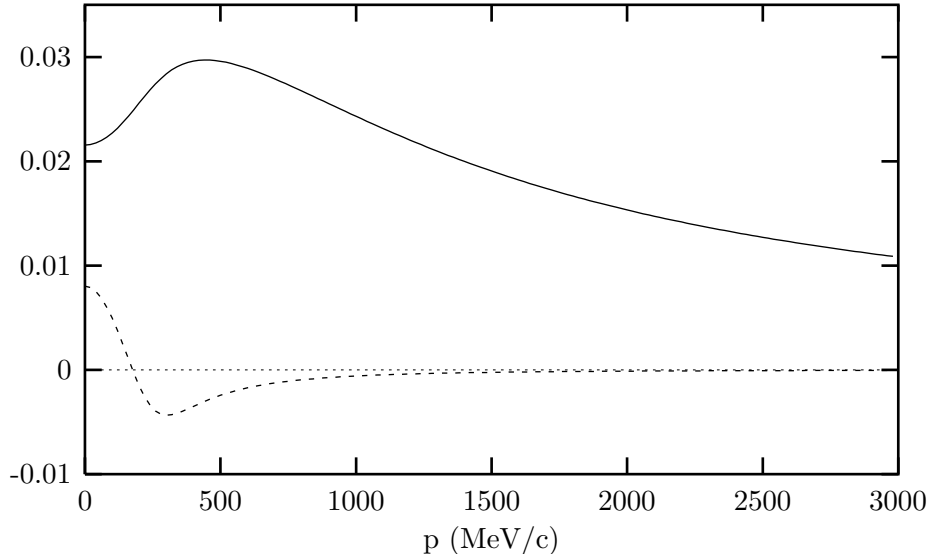


Figure 7: The on-shell self-energy $\Sigma_0(p)/E_{\mathbf{p}}$ defined in eq. (64) (solid line) and the field-strength renormalization function $\alpha(p)$ given in eq. (77) (dashed line) plotted versus the momentum p .

that the effect of the enhancement of the lower components of the spinors dominates over the field-strength renormalization. This is very clearly seen in Figs. 8 and 9, where the various contributions to the longitudinal and transverse responses stemming from j_{RSE1}^μ and j_{RSE2}^μ are displayed versus the transferred energy ω for momentum transfer $q = 0.5, 1, 2$ and 3 GeV/c. It is evident that the effect of j_{RSE2}^μ is negligible with respect to that of j_{RSE1}^μ . The separate contributions of the particle and hole self-energies are also shown: as q increases the contribution of the particle is suppressed, whereas the one for the hole survives.

In Fig. 10 we compare the contribution to the longitudinal response of the renormalization of the wave functions (dashed) with that arising from the renormalization of the energies (solid). It clearly appears that the effect that is linked to modification of the energy due to the medium is the dominant one, the other being very small, especially for large values of q . Similar results are obtained for the transverse response.

6 Conclusions

As a more in-depth extension of the analysis carried out in [1], in this paper we have again studied the set of one-pion-exchange operators that contribute to the electromagnetic responses of nuclei in the 1p-1h channel. Our main concern in this systematic approach has been to preserve fundamental symmetries such as Lorentz covariance and gauge invariance. As a zeroth-order approximation we have used the RFG, this model being motivated by its ability to handle issues of covariance and gauge invariance in a reasonably transparent manner. Its limitations are not expected to be too severe, since our entire focus is placed on the kinematic region of the QEP [14]. To go beyond the RFG implies a consideration of interactions between the nucleons, and as a first step, in this work we have limited the scope to one pion-exchange, postponing for future study a more complete

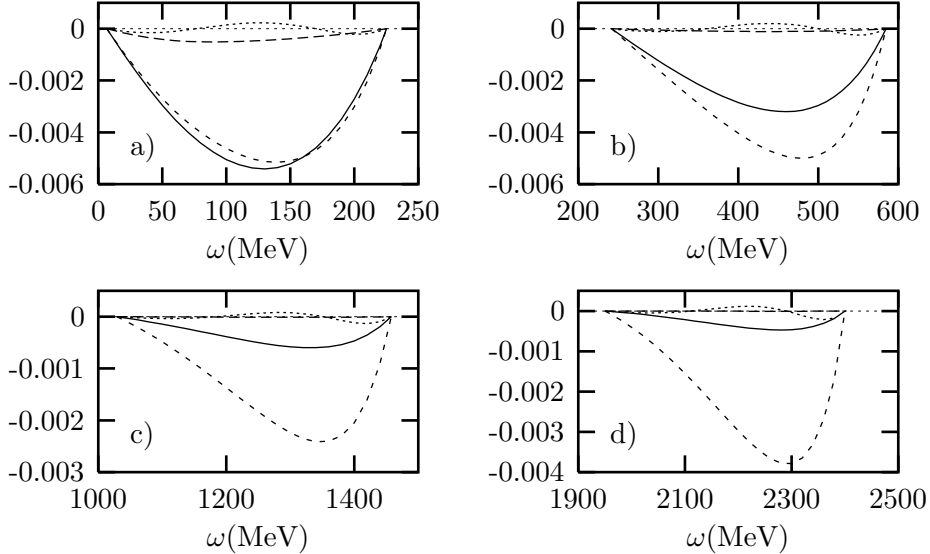


Figure 8: The contribution of the renormalized self-energy current to the longitudinal response plotted versus ω . The nucleus is ^{40}Ca with $k_F=237$ MeV/c and the units are 10^{-1} MeV $^{-1}$ at $q=0.5$ GeV/c (panel a), 10^{-2} MeV $^{-1}$ at $q=1$ GeV/c (panel b), 10^{-3} MeV $^{-1}$ at $q=2$ GeV/c (panel c), 10^{-4} MeV $^{-1}$ at $q=3$ GeV/c (panel d). The separate contributions of the current j_{RSE1}^μ for the particle (solid) and hole (short-dashed) and of the current j_{RSE2}^μ for the particle (long-dashed) and hole (dotted) are displayed.

treatment including heavier mesons.

In assessing the role of the pions in the electromagnetic nuclear responses, the MEC are not the only contributions that arise in first-order perturbation theory. In fact the pionic correlations are intimately linked to MEC through the continuity equation and only when the full set of Feynman diagrams with one pion-exchange is considered can one expect gauge invariance to be fulfilled.

Concerning such correlations, in this paper we have paid special attention to the self-energy contribution. Indeed the iteration of the self-energy diagrams generates a “dressed” propagator in the medium. By the same token the self-energy generates “dressed” or “renormalized” wave functions in the medium, solutions of an in-medium Dirac equation, where the self-energy plays the role of a mean relativistic potential. This equation also provides the dispersion relation linking the energy and momentum of the nucleon in the medium. Importantly, the new spinors should be multiplied by a renormalization function $\sqrt{Z_2(\mathbf{p})}$.

As the self-energy is generated by the interaction of a nucleon with the other nucleons in the medium, the solutions of the new Dirac equation should be used as input to re-compute the self-energy and so on. The exact answer is obtained through a self-consistent procedure. In this paper, however, we have just considered the first iteration: we have thus computed the self-energy current confining ourselves to first-order corrections to the energy and spinors – or, equivalently, to corrections linear in the self-energy – which correspond to diagrams with only one pionic line, in order to be consistent with MEC and the vertex correlation currents.

Notably in the first-order expansion of the renormalized spinors two new elements with respect to the non-relativistic approach emerge, one arising from the negative-energy components in the

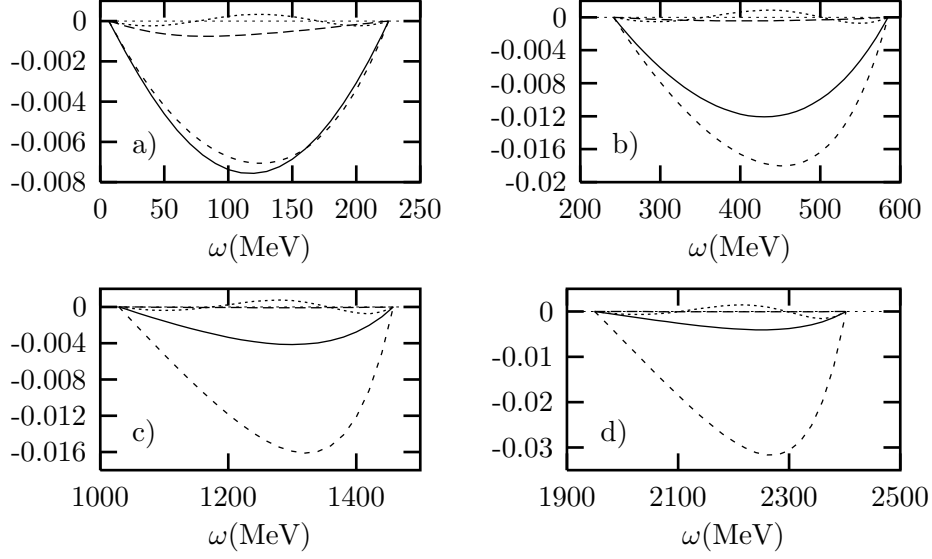


Figure 9: Same as Fig. 8 for the transverse response.

wave function produced by the interaction, and the second from the renormalization function $\sqrt{Z_2}$. These two corrections can be expressed as a new renormalized self-energy current, j_{RSE}^μ , acting over free spinors. Our results show that, for typical kinematics, the former constitutes a correction to the total self-energy of roughly 10–20%, whereas the latter is negligible. Moreover, while at low momentum transfers both particle and hole contributions in the former play a role, at high q only the hole contribution remains.

Acknowledgements

J.E.A. wants to thank J. Nieves for useful discussions. This work was partially supported by funds provided by DGICYT (Spain) under Contracts Nos. PB/98-1111, PB/98-0676 and PB/98-1367 and the Junta de Andalucía (Spain), by the Spanish-Italian Research Agreement HI1998-0241, by the “Bruno Rossi” INFN-CTP Agreement, by the INFN-CICYT exchange and in part by the U.S. Department of Energy under Cooperative Research Agreement No. DE-FC02-94ER40818.

Appendix A. Properties of the spinor $u(\mathbf{p}, \tilde{m}(\mathbf{p}))$

The expansion

$$\sqrt{\frac{\tilde{m}(\mathbf{p})}{\tilde{E}(\mathbf{p})}} u(\mathbf{p}, \tilde{m}(\mathbf{p})) \simeq \sqrt{\frac{m}{E}} \left[u(\mathbf{p}) + \frac{\Sigma_0 E \gamma_0 - m}{2E} u(\mathbf{p}) \right] \quad (112)$$

transparently displays the effect of the self-energy on the free spinor $u(\mathbf{p})$. Indeed the second term in the square brackets of eq. (112) corresponds to a negative-energy component with momentum \mathbf{p} . In fact, the Dirac equation for a positive-energy spinor is given by

$$(\mathbf{p} \cdot \boldsymbol{\gamma} + m)u(\mathbf{p}) = E\gamma_0 u(\mathbf{p}), \quad \text{with } E > 0. \quad (113)$$

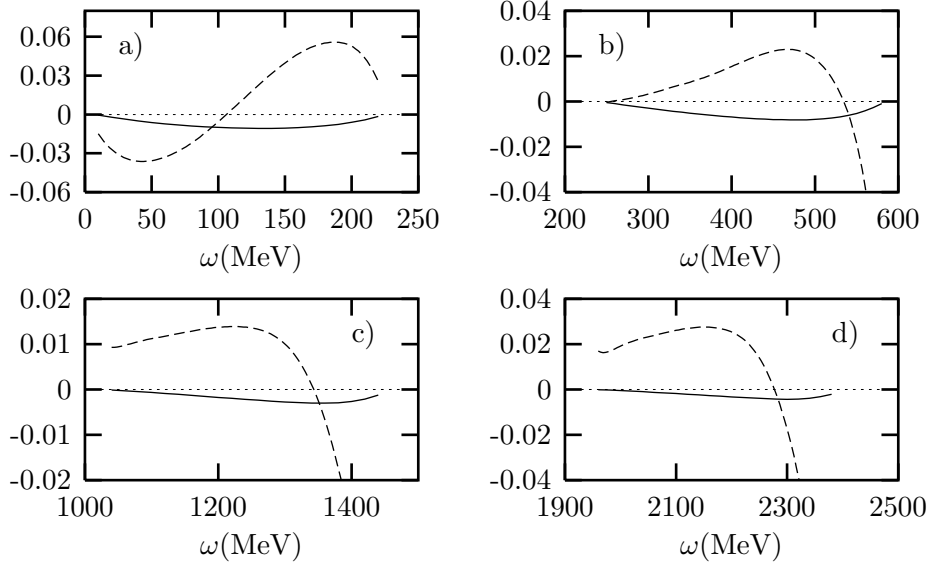


Figure 10: The contributions of the first (solid) and second (dashed) term in eq. (109) to the longitudinal response is plotted. The units and labelling are as in Fig. 8.

Now if we apply the operator $(\mathbf{p} \cdot \boldsymbol{\gamma} + m)$ to the spinor $(E\gamma_0 - m)u(\mathbf{p})$ we obtain

$$\begin{aligned}
(\mathbf{p} \cdot \boldsymbol{\gamma} + m)(E\gamma_0 - m)u(\mathbf{p}) &= \mathbf{p} \cdot \boldsymbol{\gamma}(E\gamma_0 - m)u(\mathbf{p}) + m(E\gamma_0 - m)u(\mathbf{p}) \\
&= (-E\gamma_0 - m)\mathbf{p} \cdot \boldsymbol{\gamma}u(\mathbf{p}) + m(E\gamma_0 - m)u(\mathbf{p}) \\
&= (-E\gamma_0 - m)(E\gamma_0 - m)u(\mathbf{p}) + m(E\gamma_0 - m)u(\mathbf{p}) \\
&= (-E\gamma_0 - m + m)(E\gamma_0 - m)u(\mathbf{p}) \\
&= -E\gamma_0(E\gamma_0 - m)u(\mathbf{p}).
\end{aligned} \tag{114}$$

Hence $(E\gamma_0 - m)u$ is an eigenvalue of the free Dirac Hamiltonian with eigenvalue $-E$. Therefore the operator $E\gamma_0 - m$ transforms a positive-energy spinor $u(\mathbf{p})$ into a negative-energy one.

Moreover, it is useful to write down the spinor correction in an alternative form. Using the identity in eq. (114) we can write

$$(\mathcal{P} - m)(E\gamma_0 - m)u(\mathbf{p}) = 2E\gamma_0(E\gamma_0 - m)u(\mathbf{p}). \tag{115}$$

Dividing by $2E(\mathcal{P} - m)$ we then obtain

$$\frac{E\gamma_0 - m}{2E}u(\mathbf{p}) = \frac{1}{\mathcal{P} - m}\gamma_0(E\gamma_0 - m)u(\mathbf{p}). \tag{116}$$

Hence the second term in the square brackets of the right-hand side of eq. (112) can be recast in the form

$$\begin{aligned}
\frac{\Sigma_0}{E} \frac{E\gamma_0 - m}{2E}u(\mathbf{p}) &= \frac{\Sigma_0}{E} \frac{1}{\mathcal{P} - m}\gamma_0(E\gamma_0 - m)u(\mathbf{p}) = \frac{1}{\mathcal{P} - m} \left(1 - \frac{m}{E}\gamma_0\right) \Sigma(\mathbf{p})u(\mathbf{p}) \\
&= S_F(\mathbf{p}) \left(1 - \frac{m}{E}\gamma_0\right) \Sigma(\mathbf{p})u(\mathbf{p}).
\end{aligned} \tag{117}$$

The first term in eq. (117), $S_F(\mathbf{p})\Sigma(\mathbf{p})u(\mathbf{p})$, corresponds to the one that enters in the original (divergent) self-energy current for a nucleon on-shell (eq. (11)). The subtracted term, with the factor $\frac{m}{E}\gamma_0$ inserted between the propagator and self-energy, cancels the divergence and yields a finite result. Thus it can be viewed as a “recipe” to renormalize the self-energy current.

Appendix B. Renormalized self-energy response using the polarization propagator

In [1] we computed the first-order self-energy contribution to the polarization propagator corresponding to the two diagrams of Fig. 6. The latter splits into the sum of the two terms, with Fock self-energy insertions in the hole and particle lines respectively, and reads

$$\begin{aligned} \Pi^{\mu\nu} = & -i\text{Tr} \int \frac{d^4h}{(2\pi)^4} \{ \Gamma^\mu(Q)S(H)\Sigma(H)S(H)\Gamma^\nu(-Q)S(H+Q) \\ & + \Gamma^\mu(Q)S(H)\Gamma^\nu(-Q)S(H+Q)\Sigma(H+Q)S(H+Q) \} , \end{aligned} \quad (118)$$

where $S(K)$ is the nucleon propagator in the medium, namely

$$\begin{aligned} S(K) &= (K+m) \left[\frac{1}{K^2 - m^2 + i\epsilon} + 2\pi i \theta(k_F - k) \delta(K^2 - m^2) \theta(k_0) \right] \\ &= (K+m) \left[\frac{\theta(k - k_F)}{K^2 - m^2 + i\epsilon} + \frac{\theta(k_F - k)}{K^2 - m^2 - i\epsilon k_0} \right] . \end{aligned} \quad (119)$$

As in [4] the double poles appearing in the integrand of eq. (118) are treated by writing the product of the two propagators as a derivative. Thus for the hole propagators one has

$$\begin{aligned} S(H)\Sigma(H)S(H) &= (\mathcal{H}+m)\Sigma(H)(\mathcal{H}+m) \left[\frac{\theta(h - k_F)}{(H^2 - m^2 + i\epsilon)^2} + \frac{\theta(k_F - h)}{(H^2 - m^2 - i\epsilon h_0)^2} \right] \\ &= (\mathcal{H}+m)\Sigma(H)(\mathcal{H}+m) \left. \frac{d}{d\alpha} \right|_{\alpha=0} \left[\frac{1}{H^2 - \alpha - m^2 + i\epsilon} + 2\pi i \theta(k_F - h) \delta(H^2 - \alpha - m^2) \theta(h_0) \right] \end{aligned} \quad (120)$$

and likewise for the propagators of the particle, $S(P)$. This technique, however, cannot be applied to the divergent self-energy current in eq. (11), and accordingly we had to invoke renormalization techniques.

Using the above prescription, subtracting the contribution coming from the vacuum and taking the imaginary part, the following expression was obtained for the self-energy contribution to the hadronic tensor [1]:

$$\begin{aligned} W^{\mu\nu} = & \left. \frac{d}{d\alpha} \right|_{\alpha=0} \int \frac{d^3h}{(2\pi)^3} \frac{I_{10}^{\mu\nu}(E'_h(\alpha), \mathbf{h}; E_{\mathbf{p}}, \mathbf{p}; q)}{4E'_h(\alpha)E_{\mathbf{p}}} \delta(E'_h(\alpha) + q_0 - E_{\mathbf{p}}) \theta(k_F - h) \theta(p - k_F) \\ & + \left. \frac{d}{d\beta} \right|_{\beta=0} \int \frac{d^3h}{(2\pi)^3} \frac{I_{01}^{\mu\nu}(E_h, \mathbf{h}; E'_{\mathbf{p}}(\beta), \mathbf{p}; q)}{4E_h E'_{\mathbf{p}}(\beta)} \delta(E_h + q_0 - E'_{\mathbf{p}}(\beta)) \theta(k_F - h) \theta(p - k_F) , \end{aligned} \quad (121)$$

where $\mathbf{p} = \mathbf{h} + \mathbf{q}$, and modified energies for holes and particles, namely

$$E'_h(\alpha) = \sqrt{\mathbf{h}^2 + \alpha + m^2} \quad (122)$$

$$E'_{\mathbf{p}}(\beta) = \sqrt{\mathbf{p}^2 + \beta + m^2} , \quad (123)$$

have been introduced (in the above α and β are real parameters). Finally the functions $I_{nm}^{\mu\nu}$ are so defined

$$I_{10}^{\mu\nu}(H, P, Q) = \text{Tr}[\Gamma^\mu(Q)(\not{H} + m)\Sigma(H)(\not{H} + m)\Gamma^\nu(-Q)(\not{P} + m)] \quad (124)$$

$$I_{01}^{\mu\nu}(H, P, Q) = \text{Tr}[\Gamma^\mu(Q)(\not{H} + m)\Gamma^\nu(-Q)(\not{P} + m)\Sigma(P)(\not{P} + m)] . \quad (125)$$

In order to prove the equivalence between the responses computed using the polarization propagator in eq. (121) and the result in eq. (111), obtained using the renormalized current and energies, we perform the derivative with respect to α and β . For a general function $F(h_0)$ we have

$$\left. \frac{dF(E_{\mathbf{h}}'(\alpha))}{d\alpha} \right|_{\alpha=0} = \frac{1}{2E_{\mathbf{h}}} \left[\frac{dF(h_0)}{dh_0} \right]_{h_0=E_{\mathbf{h}}} . \quad (126)$$

Hence, interchanging the derivatives and the integral, we get for the hadronic tensor the expression

$$\begin{aligned} W^{\mu\nu} &= \int \frac{d^3h}{(2\pi)^3} \frac{1}{4E_{\mathbf{h}}E_{\mathbf{p}}} \frac{d}{dh_0} \left[\frac{I_{10}^{\mu\nu}(h_0, \mathbf{h}; E_{\mathbf{p}}, \mathbf{p}; q)}{2h_0} \right]_{h_0=E_{\mathbf{h}}} \delta(E_{\mathbf{h}} + q_0 - E_{\mathbf{p}})\theta(k_F - h)\theta(p - k_F) \\ &+ \int \frac{d^3h}{(2\pi)^3} \frac{1}{4E_{\mathbf{h}}E_{\mathbf{p}}} I_{10}^{\mu\nu}(E_{\mathbf{h}}, \mathbf{h}; E_{\mathbf{p}}, \mathbf{p}; q) \frac{1}{2E_{\mathbf{h}}} \frac{d}{dq_0} \delta(E_{\mathbf{h}} + q_0 - E_{\mathbf{p}})\theta(k_F - h)\theta(p - k_F) \\ &+ \int \frac{d^3h}{(2\pi)^3} \frac{1}{4E_{\mathbf{h}}E_{\mathbf{p}}} \frac{d}{dp_0} \left[\frac{I_{01}^{\mu\nu}(E_{\mathbf{h}}, \mathbf{h}; p_0, \mathbf{p}; q)}{2p_0} \right]_{p_0=E_{\mathbf{p}}} \delta(E_{\mathbf{h}} + q_0 - E_{\mathbf{p}})\theta(k_F - h)\theta(p - k_F) \\ &- \int \frac{d^3h}{(2\pi)^3} \frac{1}{4E_{\mathbf{h}}E_{\mathbf{p}}} I_{01}^{\mu\nu}(E_{\mathbf{h}}, \mathbf{h}; E_{\mathbf{p}}, \mathbf{p}; q) \frac{1}{2E_{\mathbf{p}}} \frac{d}{dq_0} \delta(E_{\mathbf{h}} + q_0 - E_{\mathbf{p}})\theta(k_F - h)\theta(p - k_F) . \end{aligned} \quad (127)$$

In differentiating the function $I_{01}^{\mu\nu}$ in eq. (125), we first consider the term:

$$\frac{d}{dp_0} \left[\frac{1}{2p_0} (\not{P} + m)\Sigma(P)(\not{P} + m) \right]_{p_0=E_{\mathbf{p}}} \quad (128)$$

$$\begin{aligned} &= \frac{\Sigma_0(\mathbf{p})}{2E_{\mathbf{p}}} \left[-\frac{2m}{E_{\mathbf{p}}} (\not{P} + m) + \gamma_0 (\not{P} + m) + (\not{P} + m)\gamma_0 \right]_{p_0=E_{\mathbf{p}}} \\ &+ \left[\frac{1}{2E_{\mathbf{h}}} (\not{H} + m) \frac{\partial \Sigma(H)}{\partial p_0} (\not{H} + m) \right]_{p_0=E_{\mathbf{p}}} , \end{aligned} \quad (129)$$

where use has been made of the results

$$\Sigma(P)(\not{P} + m) = \Sigma_0(\mathbf{p})(\not{P} + m) \quad (130)$$

$$(\not{P} + m)(\not{P} + m) = 2m(\not{P} + m) , \quad (131)$$

which hold for P^μ on-shell and where $\Sigma_0(\mathbf{p})$ is the eigenvalue of the self-energy for on-shell spinors.

Next we should compute the derivative of the self-energy $\Sigma(P)$. This function has the general structure given in eq. (16), and its derivative implies derivatives of the coefficients A , B , and C , namely

$$\frac{\partial \Sigma(P)}{\partial p_0} = m \frac{\partial A(P)}{\partial p_0} + \frac{\partial B(P)}{\partial p_0} \gamma_0 p_0 - \frac{\partial C(P)}{\partial p_0} \boldsymbol{\gamma} \cdot \mathbf{p} + B(P)\gamma_0 , \quad (132)$$

which must be evaluated for P^μ on-shell. Using again eq. (131) together with the identity

$$(\not{P} + m)\gamma^\mu(\not{P} + m) = 2P^\mu(\not{P} + m) \quad (133)$$

we obtain, for P on-shell,

$$\begin{aligned}
& \frac{1}{2E_{\mathbf{p}}}(\mathcal{P} + m)\frac{\partial\Sigma(P)}{\partial p_0}(\mathcal{P} + m) \\
&= \frac{1}{E_{\mathbf{p}}}\left[m^2\frac{\partial A(P)}{\partial p_0}E_{\mathbf{p}}^2\frac{\partial B(P)}{\partial p_0} - \mathbf{p}^2\frac{\partial C(P)}{\partial p_0} + E_{\mathbf{p}}B_0(\mathbf{p})\right]_{p_0=E_{\mathbf{p}}}(\mathcal{P} + m) \\
&= \alpha(\mathbf{p})(\mathcal{P} + m),
\end{aligned} \tag{134}$$

where the definition of the function $\alpha(\mathbf{p})$ in eq. (77) has been used.

Finally, collecting the above results, the derivative in eq. (129) is found to read

$$\begin{aligned}
\frac{d}{dp_0}\left[\frac{1}{2p_0}(\mathcal{P} + m)\Sigma(P)(\mathcal{P} + m)\right]_{p_0=E_{\mathbf{p}}} &= \frac{\Sigma_0(\mathbf{p})}{E_{\mathbf{p}}}\left[\frac{\gamma_0 E_{\mathbf{p}} - m}{2E_{\mathbf{p}}}(\mathcal{P} + m) + (\mathcal{P} + m)\frac{\gamma_0 E_{\mathbf{p}} - m}{2E_{\mathbf{p}}}\right] \\
&+ \alpha(\mathbf{p})(\mathcal{P} + m).
\end{aligned} \tag{135}$$

Hence the following expression

$$\begin{aligned}
\frac{d}{dp_0}\left[\frac{I_{01}^{\mu\nu}(H, P, Q)}{2p_0}\right]_{p_0=E_{\mathbf{p}}} &= \text{Tr}\left\{\Gamma^\mu(Q)(\mathcal{H} + m)\Gamma^\nu(-Q)\left[\frac{\Sigma_0(\mathbf{p})}{E_{\mathbf{p}}}\frac{\gamma_0 E_{\mathbf{p}} - m}{2E_{\mathbf{p}}} + \frac{\alpha(\mathbf{p})}{2}\right](\mathcal{P} + m)\right\} \\
&+ \text{Tr}\left\{\Gamma^\mu(Q)(\mathcal{H} + m)\Gamma^\nu(-Q)(\mathcal{P} + m)\left[\frac{\Sigma_0(\mathbf{p})}{E_{\mathbf{p}}}\frac{\gamma_0 E_{\mathbf{p}} - m}{2E_{\mathbf{p}}} + \frac{\alpha(\mathbf{p})}{2}\right]\right\}
\end{aligned} \tag{136}$$

yields the derivative of $I_{01}^{\mu\nu}(H, P, Q)$ with respect to p_0 and the similar result

$$\begin{aligned}
\frac{d}{dh_0}\left[\frac{I_{10}^{\mu\nu}(H, P, Q)}{2h_0}\right]_{h_0=E_{\mathbf{h}}} &= \text{Tr}\left\{\Gamma^\mu(Q)\left[\frac{\Sigma_0(\mathbf{h})}{E_{\mathbf{h}}}\frac{\gamma_0 E_{\mathbf{h}} - m}{2E_{\mathbf{h}}} + \frac{\alpha(\mathbf{h})}{2}\right](\mathcal{H} + m)\Gamma^\nu(-Q)(\mathcal{P} + m)\right\} \\
&+ \text{Tr}\left\{\Gamma^\mu(Q)(\mathcal{H} + m)\left[\frac{\Sigma_0(\mathbf{h})}{E_{\mathbf{h}}}\frac{\gamma_0 E_{\mathbf{h}} - m}{2E_{\mathbf{h}}} + \frac{\alpha(\mathbf{h})}{2}\right]\Gamma^\nu(-Q)(\mathcal{P} + m)\right\}
\end{aligned} \tag{137}$$

holds for the derivative of $I_{10}^{\mu\nu}(H, P, Q)$ with respect to h_0 . In addition, with the help of eq. (130), we can write for on-shell momenta

$$\begin{aligned}
I_{10}^{\mu\nu}(H, P, Q) &= \text{Tr}\{\Gamma^\mu(Q)(\mathcal{H} + m)\Sigma(H)(\mathcal{H} + m)\Gamma^\nu(-Q)(\mathcal{P} + m)\} \\
&= 2m\Sigma_0(\mathbf{h})\text{Tr}\{\Gamma^\mu(Q)(\mathcal{H} + m)\Gamma^\nu(-Q)(\mathcal{P} + m)\}
\end{aligned} \tag{138}$$

and, as well,

$$I_{01}^{\mu\nu}(H, P, Q) = 2m\Sigma_0(\mathbf{p})\text{Tr}\{\Gamma^\mu(Q)(\mathcal{H} + m)\Gamma^\nu(-Q)(\mathcal{P} + m)\}. \tag{139}$$

Finally the response functions are found as linear combinations of the diagonal components of the hadronic tensor, i.e. $W^{\mu\mu}$. Using the above equations the latter reads

$$\begin{aligned}
W^{\mu\mu} &= \int \frac{d^3h}{(2\pi)^3} \frac{1}{4E_{\mathbf{h}}E_{\mathbf{p}}}\text{Tr}\left\{\Gamma^\mu(Q)\left[\frac{\Sigma_0(\mathbf{h})}{E_{\mathbf{h}}}\frac{\gamma_0 E_{\mathbf{h}} - m}{2E_{\mathbf{h}}} + \frac{\alpha(\mathbf{h})}{2}\right](\mathcal{H} + m)\Gamma^\mu(-Q)(\mathcal{P} + m)\right. \\
&\quad \left. + \Gamma^\mu(Q)(\mathcal{H} + m)\left[\frac{\Sigma_0(\mathbf{h})}{E_{\mathbf{h}}}\frac{\gamma_0 E_{\mathbf{h}} - m}{2E_{\mathbf{h}}} + \frac{\alpha(\mathbf{h})}{2}\right]\Gamma^\mu(-Q)(\mathcal{P} + m)\right\}
\end{aligned}$$

$$\begin{aligned}
& +\Gamma^\mu(Q)(H+m)\Gamma^\mu(-Q)\left[\frac{\Sigma_0(\mathbf{p})}{E_{\mathbf{p}}}\frac{\gamma_0 E_{\mathbf{p}}-m}{2E_{\mathbf{p}}}+\frac{\alpha(\mathbf{p})}{2}\right](P+m) \\
& +\Gamma^\mu(Q)(H+m)\Gamma^\mu(-Q)(P+m)\left[\frac{\Sigma_0(\mathbf{p})}{E_{\mathbf{p}}}\frac{\gamma_0 E_{\mathbf{p}}-m}{2E_{\mathbf{p}}}+\frac{\alpha(\mathbf{p})}{2}\right]\} \\
& \times\delta(E_{\mathbf{h}}+q_0-E_{\mathbf{p}})\theta(k_F-h)\theta(p-k_F) \\
& +\int\frac{d^3h}{(2\pi)^3}\frac{1}{4E_{\mathbf{h}}E_{\mathbf{p}}}\text{Tr}\{\Gamma^\mu(Q)(H+m)\Gamma^\mu(-Q)(P+m)\} \\
& \times\left(\Sigma_0(\mathbf{h})\frac{m}{E_{\mathbf{h}}}-\Sigma_0(\mathbf{p})\frac{m}{E_{\mathbf{p}}}\right)\frac{d}{dq_0}\delta(E_{\mathbf{h}}+q_0-E_{\mathbf{p}})\theta(k_F-h)\theta(p-k_F), \tag{140}
\end{aligned}$$

which coincides with the result in eq. (111), obtained by computing the response functions using the renormalized current and energy.

Appendix C. On-shell self-energy and field strength renormalization function

In this appendix we show in detail how to evaluate the on-shell self-energy in eq. (64) and the field strength renormalization function in eq. (77). They can be expressed in terms of the integrals $I(P)$ and $L^\mu(P)$ in eqs. (17,18) as follows:

$$\Sigma_0(\mathbf{p})=2mB(E_{\mathbf{p}},\mathbf{p})=-12m\frac{f^2}{m_\pi^2}\left[p_0L_0(p_0,\mathbf{p})-pL_3(p_0,\mathbf{p})-m^2I(p_0,\mathbf{p})\right]_{p_0=E_{\mathbf{p}}} \tag{141}$$

and

$$\begin{aligned}
\alpha(\mathbf{p}) & = B_0(\mathbf{p})+\frac{1}{E_{\mathbf{p}}}\left[m^2\frac{\partial A(p_0,\mathbf{p})}{\partial p_0}+E_{\mathbf{p}}^2\frac{\partial B(p_0,\mathbf{p})}{\partial p_0}-\mathbf{p}^2\frac{\partial C(p_0,\mathbf{p})}{\partial p_0}\right]_{p_0=E_{\mathbf{p}}} \\
& = -12m^2\frac{f^2}{m_\pi^2}\left[\frac{L_0(p_0,\mathbf{p})}{p_0}-I(p_0,\mathbf{p})+\frac{\partial L_0(p_0,\mathbf{p})}{\partial p_0}-\frac{p}{p_0}\frac{\partial L_3(p_0,\mathbf{p})}{\partial p_0}-\frac{m^2}{p_0}\frac{\partial I(p_0,\mathbf{p})}{\partial p_0}\right]_{p_0=E_{\mathbf{p}}}, \tag{142}
\end{aligned}$$

where we have used eqs. (21-23) and the derivatives

$$\begin{aligned}
\left(\frac{\partial A(p_0,\mathbf{p})}{\partial p_0}\right)_{p_0=E_{\mathbf{p}}} & = -6\frac{f^2}{m_\pi^2}\left[p_0\frac{\partial L_0(p_0,\mathbf{p})}{\partial p_0}-p\frac{\partial L_3(p_0,\mathbf{p})}{\partial p_0}-m^2\frac{\partial I(p_0,\mathbf{p})}{\partial p_0}\right. \\
& \left.+L_0(p_0,\mathbf{p})-p_0I(p_0,\mathbf{p})\right]_{p_0=E_{\mathbf{p}}} \tag{143}
\end{aligned}$$

$$\left(\frac{\partial B(p_0,\mathbf{p})}{\partial p_0}\right)_{p_0=E_{\mathbf{p}}} = -6\frac{f^2}{m_\pi^2}\left[p_0\frac{\partial L_0(p_0,\mathbf{p})}{\partial p_0}-p\frac{\partial L_3(p_0,\mathbf{p})}{\partial p_0}-m^2\frac{\partial I(p_0,\mathbf{p})}{\partial p_0}\right]_{p_0=E_{\mathbf{p}}} \tag{144}$$

$$\begin{aligned}
\left(\frac{\partial C(p_0,\mathbf{p})}{\partial p_0}\right)_{p_0=E_{\mathbf{p}}} & = -6\frac{f^2}{m_\pi^2}\left[p_0\frac{\partial L_0(p_0,\mathbf{p})}{\partial p_0}-p\frac{\partial L_3(p_0,\mathbf{p})}{\partial p_0}-m^2\frac{\partial I(p_0,\mathbf{p})}{\partial p_0}\right. \\
& \left.+L_0(p_0,\mathbf{p})-\frac{p_0}{p}L_3(p_0,\mathbf{p})\right]_{p_0=E_{\mathbf{p}}}. \tag{145}
\end{aligned}$$

By choosing the z-axis in the direction of \mathbf{p} the angular integrals can be performed analytically, yielding

$$I(E_{\mathbf{p}}, \mathbf{p}) = \frac{1}{(2\pi)^2} \int_0^{k_F} dk \frac{k}{4pE_{\mathbf{k}}} \ln \frac{\gamma(p, k) + 2pk}{\gamma(p, k) - 2pk} \quad (146)$$

$$L_0(E_{\mathbf{p}}, \mathbf{p}) = \frac{1}{(2\pi)^2} \int_0^{k_F} dk \frac{k}{4p} \ln \frac{\gamma(p, k) + 2pk}{\gamma(p, k) - 2pk} \quad (147)$$

$$L_3(E_{\mathbf{p}}, \mathbf{p}) = \frac{1}{(2\pi)^2} \int_0^{k_F} dk \left\{ \frac{k^2}{2pE_{\mathbf{k}}} - \frac{k\gamma(p, k)}{8p^2E_{\mathbf{k}}} \ln \frac{\gamma(p, k) + 2pk}{\gamma(p, k) - 2pk} \right\} \quad (148)$$

$$\left. \frac{\partial I(p_0, \mathbf{p})}{\partial p_0} \right|_{p_0=E_{\mathbf{p}}} = \frac{1}{(2\pi)^2} \int_0^{k_F} dk \frac{k}{2pE_{\mathbf{k}}} (E_{\mathbf{p}} - E_{\mathbf{k}}) \left[\frac{1}{\gamma(p, k) + 2pk} - \frac{1}{\gamma(p, k) - 2pk} \right] \quad (149)$$

$$\left. \frac{\partial L_0(p_0, \mathbf{p})}{\partial p_0} \right|_{p_0=E_{\mathbf{p}}} = \frac{1}{(2\pi)^2} \int_0^{k_F} dk \frac{k}{2p} (E_{\mathbf{p}} - E_{\mathbf{k}}) \left[\frac{1}{\gamma(p, k) + 2pk} - \frac{1}{\gamma(p, k) - 2pk} \right] \quad (150)$$

$$\begin{aligned} \left. \frac{\partial L_3(p_0, \mathbf{p})}{\partial p_0} \right|_{p_0=E_{\mathbf{p}}} &= -\frac{1}{(2\pi)^2} \int_0^{k_F} dk \frac{k}{4p^2E_{\mathbf{k}}} (E_{\mathbf{p}} - E_{\mathbf{k}}) \left\{ \ln \frac{\gamma(p, k) + 2pk}{\gamma(p, k) - 2pk} \right. \\ &\quad \left. + \gamma(p, k) \left[\frac{1}{\gamma(p, k) + 2pk} - \frac{1}{\gamma(p, k) - 2pk} \right] \right\}, \end{aligned} \quad (151)$$

where we have defined the function

$$\gamma(p, k) \equiv (E_{\mathbf{p}} - E_{\mathbf{k}})^2 - np^2 - k^2 - m_\pi^2 = 2m^2 - m_\pi^2 - 2E_{\mathbf{p}}E_{\mathbf{k}}. \quad (152)$$

By replacing the above integrals in eqs. (141,142) we obtain

$$\Sigma_0(p) = \frac{3mf^2}{2\pi^2m_\pi^2} \int_0^{k_F} dk \frac{k^2}{E_{\mathbf{k}}} \left[1 + \frac{m_\pi^2}{4pk} \ln \frac{\gamma(p, k) + 2pk}{\gamma(p, k) - 2pk} \right] \quad (153)$$

and

$$\alpha(p) = \frac{3m^2f^2}{\pi^2E_{\mathbf{p}}} \int_0^{k_F} dk \frac{k^2}{E_{\mathbf{k}}} \cdot \frac{E_{\mathbf{k}} - E_{\mathbf{p}}}{\gamma^2(p, k) - 4p^2k^2}. \quad (154)$$

It is interesting to note that for large p -values the following limits hold

$$\lim_{p \rightarrow \infty} \alpha(p) = 0 \quad (155)$$

$$\lim_{p \rightarrow \infty} \Sigma_0(p) = \frac{3mf^2}{2\pi^2m_\pi^2} \int_0^{k_F} dk \frac{k^2}{E_{\mathbf{k}}} \frac{3mf^2}{4\pi^2m_\pi^2} \left(E_F k_F - m^2 \ln \frac{E_F + k_F}{m} \right), \quad (156)$$

where $E_F = \sqrt{k_F^2 + m^2}$ is the Fermi energy. For $k_F = 237$ MeV/c the on-shell self-energy limit is ~ 34 MeV.

References

- [1] J.E. Amaro, M.B. Barbaro, J.A. Caballero, T.W. Donnelly, A. Molinari, nucl-th/0106035, to be published in Nucl. Phys. **A**.
- [2] J.E. Amaro, M.B. Barbaro, J.A. Caballero, T.W. Donnelly, A. Molinari, Nucl. Phys. **A643** (1998) 349.

- [3] J.E. Amaro, M.B. Barbaro, J.A. Caballero, T.W. Donnelly, A. Molinari, Nucl. Phys. **A657** (1999) 161.
- [4] W.M. Alberico, T.W. Donnelly, A. Molinari, Nucl. Phys. **A512** (1990) 541.
- [5] J.E. Amaro, G. Co', E.M.V. Fasanelli, A.M. Lallena, Phys. Lett. **B277** (1992) 249; J.E. Amaro, G. Co', A.M. Lallena, Ann. Phys. **221** (1993) 306.
- [6] J.E. Amaro, G. Co', A.M. Lallena, Nucl. Phys. **A578** (1994) 365.
- [7] P.G. Blunden, M.N. Butler, Phys. Lett. B 219 (1989) 151.
- [8] C.J. Horowitz, J. Piekarewitz, Nucl. Phys. **A511** (1990) 461.
- [9] J.D. Bjorken, S.D. Drell, *Relativistic quantum mechanics*, McGraw-Hill, 1965.
- [10] M.E. Peskin, D. V. Schroeder, *An introduction to quantum field theory*, Perseus, 1995.
- [11] A. Gil, J. Nieves, E. Oset, Nucl. Phys. **A 627** (1997) 543; **A 627** (1997) 599.
- [12] L.S. Celenza, C. M. Shakin, *Relativistic Nuclear Physics*, World Scientific, 1986.
- [13] M.R. Anastasio, L.S. Celenza, C.M. Shakin, Phys. Rev. **23** (1981) 569.
- [14] J.E. Amaro, G. Co', A.M. Lallena, Int. J. Mod. Phys. **E 3** (1994) 735.
- [15] A.L. Fetter and J.D. Walecka, *Quantum theory of many-particle systems*, McGraw-Hill, 1971.