

# Order parameter fluctuations and thermodynamic phase transitions in finite spin systems and fragmenting nuclei

J. M. Carmona<sup>1</sup>

*Departamento de Física Teórica, Universidad de Zaragoza,  
Pedro Cerbuna 12, 50009 Zaragoza, Spain*

J. Richert<sup>2</sup>

*Laboratoire de Physique Théorique,<sup>3</sup>  
Université Louis Pasteur, 3, rue de l'Université 67084 Strasbourg Cedex, France*

P. Wagner<sup>4</sup>

*Institut de Recherches Subatomiques<sup>5</sup>  
BP28, 67037 Strasbourg Cedex 2, France*

---

## Abstract

We show that in small and low density systems described by a lattice gas model with fixed number of particles the location of a thermodynamic phase transition can be detected by means of the distribution of the fluctuations related to an order parameter which is chosen to be the size of the largest fragment. We discuss problems related with the size of the system and the implications of this fact on the analysis of experimental fragmentation data.

*Key words:* Coulomb interaction, phase transition, finite systems, fluctuations, order parameter, scaling

*PACS:* 05.70.Fh, 64.10.+h, 75.40.Cx, 89.75.Da

---

<sup>1</sup> E-mail: jcarmona@posta.unizar.es

<sup>2</sup> E-mail: richert@lpt1.u-strasbg.fr

<sup>3</sup> Unité de Recherche Mixte Université - CNRS UMR7085

<sup>4</sup> E-mail: pierre.wagner@ires.in2p3.fr

<sup>5</sup> Unité de Recherche Mixte Université - CNRS UMR7500

There exist by now several indications that nuclear matter can appear in different phases which may be produced by means of energetic nuclear collisions. Simple minded approaches like percolation and lattice gas models generate relevant quantities like fragment size distributions and thermodynamic observables whose features are characteristic for such transitions [1–10]. Experiments are seemingly able to reproduce these features [11–18]. However, there remains a need for further experimental confirmation and for clarification of some points as it will appear below.

Under the assumption that the fragmentation events correspond to systems in thermodynamic equilibrium we aim to show here that in a finite system like the nucleus a judicious choice of observables related to fragment size distributions may be an efficient tool in order to show the scaling properties of the system corresponding to a phase transition or a crossover under certain experimental conditions.

Two facts may be of help in this respect. First, Botet and Ploszajczak suggested very recently that the distribution of order parameter fluctuations can be helpful for the detection of a phase transition in a finite system, at least when the transition is continuous [19]. Such distributions show a different behaviour at and off a transition point and are scale invariant with respect to the size of the system at the transition point. An experimental test on  $Xe + Sn$  experiments for different bombarding energies reveals indeed scaling properties of the measured events [20].

Second, there exists by now some hope and even hints that simple models like lattice models and other related approaches work as generic frameworks which provide a realistic, even though possibly only qualitative description of nuclear fragmentation [3,21]. In this framework we developed the so called IMFM (Ising Model with Fixed Magnetization) [8]. The Hamiltonian reads

$$H_{\text{IMFM}} = \sum_{i=1}^A \frac{p_i^2}{2m} + V_0 \sum_{\langle ij \rangle} \sigma_i \sigma_j$$

where  $A$  is the number of particles,  $\{\sigma_i = \pm 1\}$  is related to the occupation of site  $i$  through  $s_i = (1 + \sigma_i)/2$ ,  $\{s_i = 0, 1\}$ , and the interaction acts between nearest neighbours  $\langle ij \rangle$ . The total number of particles  $\sum_i s_i = A$  is fixed, so that the canonical partition function can be written as

$$\mathcal{Z} = \sum_{\{\sigma\}} e^{-\beta H_{\text{IMFM}}} \delta_{\sum_i s_i, A} .$$

The model shows a thermodynamic transition whose order is not easy to determine a priori from the numerical study of rather small systems [22,7,23],

except for a density of particles  $\rho = 0.5$  for which the transition is of second order.

Fig. 1 shows typical caloric curves for  $\rho = 0.13$  and different sizes, as well as the behaviour of the specific heat  $C_V$  for different system sizes. As one can see microcanonical and canonical calculations are indistinguishable up to linear size  $L = 30$  and it is not possible to conclude about the order of the transition. This difficulty has been revealed recently by the microcanonical calculations of Pleimling and Hüller who showed that the first order nature of the transition appears only for  $L \geq 60$  [23].

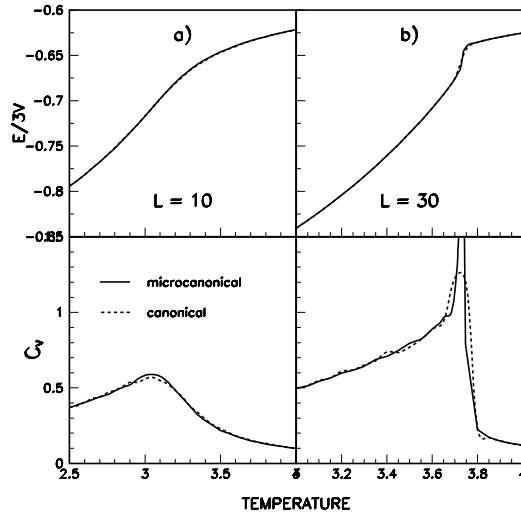


Fig. 1. Caloric curve and specific heat for 3D systems of linear size a)  $L = 10$  and b)  $L = 30$  at density  $\rho = 0.13$ . The configuration energy  $E$  has been scaled by  $3V = 3L^3$ . The calculations are made in the framework of the IMFM model [8].

We have used the IMFM and systematically followed the loci of maxima of observables like the second moment of the fragment size distribution or the characteristic change of the size of the heaviest fragment for  $0 < \rho \leq 1$ . For  $\rho > 0.5$ , these points follow a line usually called the Kertész line which lies systematically above the thermodynamic transition line in the  $(\rho, T)$  phase diagram. For fixed  $\rho < 0.5$ , the temperatures  $T_f$  and  $T_{tr}$  which correspond respectively to the maxima in the fragment observables and the thermodynamic transition come close to each other and this distance which is of a few 100 keV decreases with decreasing  $\rho$  and increasing  $L$ , see Fig. 2 for  $\rho = 0.3$ . Fig. 3 shows the behaviour of  $\langle A_{max} \rangle$ , the size of the largest cluster, as a function of the temperature. It appears that  $\langle A_{max} \rangle$  like the second moment varies more or less abruptly in an interval of temperature which lies close to the thermodynamic separation line. This observation is in agreement with the arguments in ref. [9] suggesting that in the IMFM droplets of minority spins loose their extensivity at the thermodynamic transition in the infinite volume

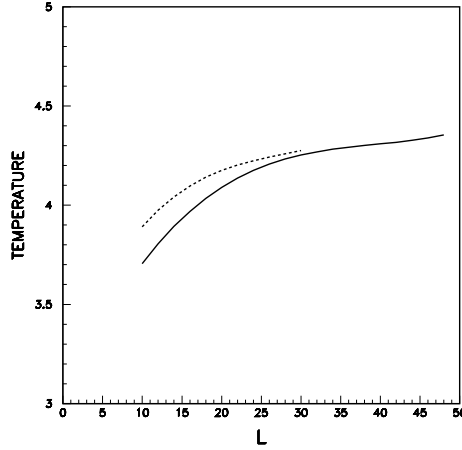


Fig. 2. The upper line corresponds to the loci of the maxima of the second moments of the cluster mass distribution, the lower line corresponds to the location of the coexistence line for a system with  $\rho = 0.3$ . The calculations are performed in the framework of the canonical ensemble.

limit.

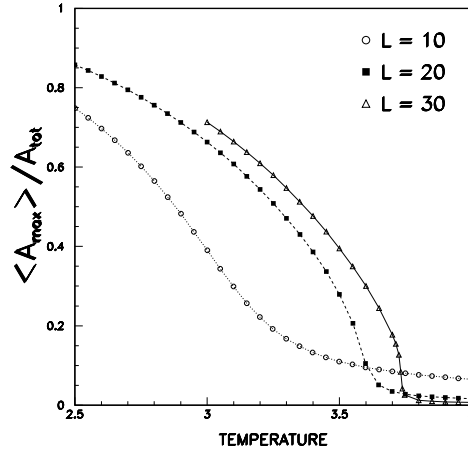


Fig. 3. Evolution of  $\langle A_{max} \rangle / A_{tot}$  ( $A_{tot}$  = total number of particles) with the temperature for  $\rho = 0.13$ ,  $L = 10$  (open dots), 20 (squares), 30 (triangles). The calculations are performed in the framework of the microcanonical ensemble.

If the IMFM provides a realistic picture of the underlying physics of nuclear fragmentation it comes out that for low densities  $\rho$  the observable  $A_{max}$  can be used as an order parameter which signals the presence of a thermodynamic phase separation point. We use  $A_{max}$  in order to implement scaling tests.

Following the arguments of ref. [19] we consider the function

$$\Phi(A_{max}) = \Phi\left(\frac{A_{max} - A_{max}^*}{\langle A_{max} \rangle^\Delta}\right) \equiv \langle A_{max} \rangle^\Delta P(A_{max})$$

where  $A_{max}^*$  is the most probable value of  $A_{max}$ ,  $\langle A_{max} \rangle$  its mean value,  $\Delta$  a real positive number and  $P(A_{max})$  the normalised probability distribution function of  $A_{max}$ . At a continuous transition point and  $\Delta = 1$  the distribution  $\Phi$  which shows the properties of the fluctuations of the order parameter  $A_{max}$  is a scale invariant quantity.

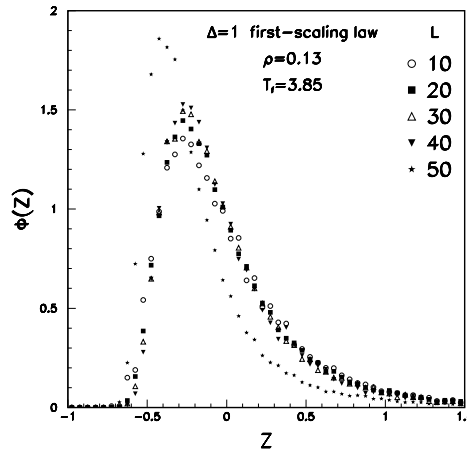


Fig. 4. The scaling behaviour of the fluctuations of  $A_{max}$  for systems of different linear sizes  $L$  at  $T_f = 3.85$  MeV and density  $\rho = 0.13$ . Here  $\Delta = 1$ . The calculations are performed in the canonical ensemble.

This is indeed the case in our model for systems of linear size  $L \leq 40$  as it can be seen in Fig. 4. The functions  $\Phi$  show the characteristic scale invariance of the fluctuations at a fixed temperature for systems with different linear sizes  $L$ . In particular this temperature is totally consistent with the value  $T_{tr}$ . The behaviour of  $\Phi$  is very sensitive to the temperature, i.e. a displacement of 0.1 MeV destroys the scaling property.

It has been shown [19] that this property may also be realised away from the locus of a transition point with  $\Delta = 1/2$ . Below  $T_f$ , i.e. in the next neighbourhood or inside the coexistence phase it was not possible to reproduce this property, for any value  $0 < \Delta < 1$ , at least for small systems ( $L = 10$ ). For larger systems one observes a better superposition of the  $\Phi$ 's which get closer to the predicted gaussian shape. Above  $T_f$  scale invariance can be observed for  $\Delta \neq 1$ , even though the overlap between the scaling functions for different values of  $L$  is not perfect as it can be seen in Fig. 5.

Fits of the tails of the fluctuation distributions on the coexistence line are

in agreement with the parametrization

$$\Phi(z) = a \exp(-bz^{\tilde{\nu}}).$$

At  $T_f = 4.5$  MeV one gets  $\tilde{\nu} = 1.78 \pm 0.20$  for  $\rho = 0.50$  and  $\tilde{\nu} = 1.15 \pm 0.15$  for  $\rho = 0.30$  which may be compared with  $\tilde{\nu} = 1.6 \pm 0.4$  obtained through the experimental analysis of ref. [20]. The value  $\tilde{\nu} < 2$  indicates a crossover effect more than a genuine critical behaviour.

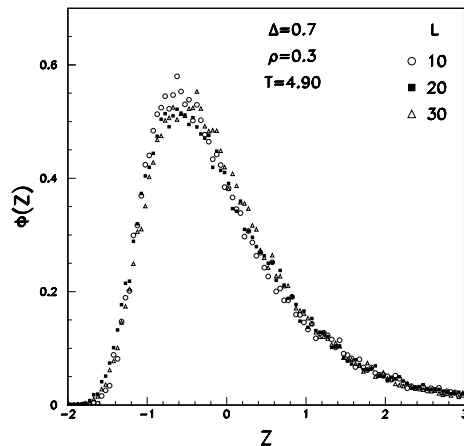


Fig. 5. Scaling behaviour of the systems of size  $L = 10, 20, 30$ ,  $\rho = 0.3$ ,  $T = 4.9$  MeV. Here  $\Delta = 0.7$ . The calculations are performed in the canonical ensemble.

The present analysis shows that the generation of largest fragment fluctuation distributions may be an efficient tool to detect a thermodynamic phase transition in small finite systems of low density. Fragmentation events which show scaling properties with respect to the size of the system correspond to events which lie at or in the near neighbourhood of such a transition. They could be used as a tool in an experimental analysis and allow to detect a thermodynamic phase transition in the  $(\rho, T)$  plane by selecting events with scaling properties and correlating them with thermodynamic observables like temperature and density. In peripheral collision events there exists a relationship between the size of a system, the impact parameter and its excitation energy [12]. In an elaborate experiment the measurement of the temperature and the spatial extension of the system would even allow to locate the transition points in the  $(\rho, T)$  phase diagram. A confirmation of this fact could come from the determination of physical observables as it has been shown to be possible in former investigations.

There remains however an open point. The tools proposed in ref. [19] are in principle designed for continuous transitions. On the other hand the thermodynamic transition is a first order transition as indicated by simulations of

large systems. This can be observed in the framework of the microcanonical ensemble [23]. It may sound contradictory that the transition related to the behaviour of the fragment size distribution and the thermodynamic transition are of different nature. In order to investigate this point we extended our simulations to systems of size  $L = 50$  and  $60$ , in the framework of the canonical and microcanonical ensemble. The first order nature of the transition reveals itself in both ensembles. In the case of the microcanonical approach our results confirm those of ref. [23]. In the canonical case, the first order character can clearly be seen. Indeed in the neighbourhood of the thermodynamic transition, the energy distribution shows the characteristic double hump which distinguishes the coexistence of two phases. Working out the distribution of fluctuations  $\Phi(z)$  one observes that this observable does no longer scale with the size of the system for  $L \geq 50$  as it can be seen in Fig. 4. This also happens with the  $\Phi(z)$  derived from microcanonical calculations.

The IMFM offers a possible explanation for the fact that one observes on the one hand features which are consistent with percolation concepts [12] and, on the other hand, a thermodynamic transition. The second-order Kertész line lies above the phase coexistence curve for  $\rho > 0.5$  [3]. But for  $\rho < 0.5$  densities, the cluster structure is intimately related to the thermodynamic behaviour as it is the case in Fisher's phenomenological droplet model [18]. If the freeze-out happens at low densities, it is this last transition which controls the formation of the physical droplets. The scaling observed in experiments could be due to the apparent, transient, continuous behaviour which this transition presents for small systems ( $L \lesssim 50, 60$ ) in the framework of the IMFM. Finally one may notice the similitude between the experimental and theoretical values of the  $\tilde{\nu}$  exponent associated with the tail of the  $\Phi(z)$  function, in contrast with the apparent incompatibility between the experimental values and those given by other aggregation scenarios, like the usual lattice gas or percolation models [20]. One should however notice that negative values of  $C_V$  which should corroborate the observation of a first order transition have been seen experimentally [14,24] in as small systems as nuclei.

These observations lead to several conclusions. First, small systems may show signs for the existence of a phase transition whose order is not the one which corresponds to the effective order in the thermodynamic limit. This simply confirms the outcome of ref. [23]. Second, in the present case, the canonical and microcanonical treatments lead to the same answer for both small and large systems if one considers the pertinent quantity, here the energy distribution in the vicinity of the transition point. Third, the present behaviour of  $\Phi(z)$  seems to indicate that scaling works in the case of a continuous transition as predicted in ref. [19] but not if the transition is first order. Fourth, one observes a consistency between the behaviour of  $\Phi(z)$  and the order of the thermodynamic transition. When the system is small and the transition looks continuous scaling is working. When the system is large and the transition

shows the characteristic behaviour of a first order transition scaling fails. This result has to be confirmed on other observables and possibly other models.

In summary, we have shown that in the IMFM model for small values of the density the phase separation line in the  $(\rho, T)$  phase diagram coincides at least approximately with the points where observables related to fragment size distributions show maxima or characteristic behaviour which may be related to a critical behaviour in the corresponding infinite system. Observables related to fragment size distributions are strongly correlated with a thermodynamic transition. For small systems the distribution function of the largest fragment fluctuations shows the scaling features which may characterise a continuous phase transition. For systems much larger than nuclei, the first order character of the transition appears and the scaling properties of the distribution of the order parameter  $A_{max}$  disappear.

The authors acknowledge an interesting discussion with M. Ploszajczak and R. Botet. The work of JMC was partially supported by EU TMR program ERBFMRX-CT97-0122.

## References

- [1] X. Campi, Phys. Lett. B **208** (1988) 351.
- [2] B. Elattari, J. Richert, P. Wagner and Y.M. Zheng, Nucl. Phys. A **592** (1995) 385.
- [3] X. Campi and H. Krivine, Nucl. Phys. A **620** (1997) 46.
- [4] Jicai Pan, Subal Das Gupta and Martin Grant, Phys. Rev. Lett. **80** (1998) 1182.
- [5] J. Borg, I.N. Mishustin and J.P. Bondorf, Phys. Lett. B **470** (1999) 13.
- [6] F. Gulminelli and Ph. Chomaz, Phys. Rev. Lett. **82** (1999) 1402.
- [7] Ph. Chomaz, V. Duflot and F. Gulminelli, Phys. Rev. Lett. **85** (2000) 3587.
- [8] J.M. Carmona, J. Richert and A. Tarancón, Nucl. Phys. A **643** (1998) 115.
- [9] M. Pleimling and W. Selke, J. Phys. A **33** (2000) L199.
- [10] Y.G. Ma, nucl-th/0103009.
- [11] P. Kreutz et al., Nucl. Phys. A **556** (1993) 672.
- [12] Y.M. Zheng, J. Richert and P. Wagner, J. Phys. G **22** (1996) 505.
- [13] J. Pochodzalla et al., Phys. Rev. Lett. **75** (1995) 1040.



- [14] M. D'Agostino et al., Nucl. Phys. A **650** (1999) 329.
- [15] M. D'Agostino et al., Phys. Lett. B **473** (2000) 219.
- [16] A. Chbihi, O. Schapiro, S. Salou and D.H.E. Gross, Eur. Phys. J. A **5** (1999) 251.
- [17] G. Tăbăcaru et al., nucl-ex/0102015.
- [18] J.B. Elliott et al., nucl-ex/0104013.
- [19] R. Botet and M. Ploszajczak, Phys. Rev. E **62** (2000) 1825.
- [20] R. Botet, M. Ploszajczak, A. Chbihi, B. Borderie, D. Durand and J. Frankland, Phys. Rev. Lett. **86** (2001) 3514.
- [21] J. Richert and P. Wagner, nucl-th/0009023.
- [22] J.M. Carmona, N. Michel, J. Richert and P. Wagner, Phys. Rev. C **61** (2000) 37304.
- [23] M. Pleimling and A. Hüller, cond-mat/0011116.
- [24] M. D'Agostino et al., nucl-ex/0104024.