

Hydro+Cascade, Flow, the Equation of State, Predictions and Data

D. Teaney^a, J. Jauret^b, E.V. Shuryak^a

^a Department of Physics and Astronomy, SUNY at Stonybrook, Stonybrook, NY 11794-3800

^b Department of Chemistry, SUNY at Stonybrook, Stonybrook, NY 11794-3800

A Hydro+Cascade model has been used to describe radial and elliptic flow at the SPS and successfully predicted the radial and elliptic flow measured by the both STAR and PHENIX collaborations. Furthermore, a combined description of the radial and elliptic flow for different particle species, restricts the Equation of State(EoS) and points towards an EoS with a phase transition to the Quark Gluon Plasma(QGP).

1. Introduction

Relativistic Hydrodynamics provides a link between the Equation of State(EoS) of the excited nuclear matter and collective observables such as elliptic flow(v_2 -s) and radial flow(T_{slope} -s). At the SPS, pure hydrodynamics calculations can fit the transverse mass spectra for almost any EoS by choosing the freezeout temperature T_f . However in non-central collisions, when v_2 was calculated for these same EoSs with the same T_f -s, v_2 was above the data by a factor of two[1]. Bass and Dumitru[2] removed the T_f indeterminacy by injecting the particles into a microscopic transport model at a switching temperature $T_{switch} \approx T_c \approx 165 MeV$, and cascading the particles until they decoupled. With the freezeout parameter removed, the slope parameters for central PbPb collisions were calculated and found to agree with experimental values. The only parameter in this approach is the total multiplicity in the collision.

Later, elliptic flow was calculated[3] in a similar Hydro+Cascade model and v_2 was only 20% above the data. Since at freezeout the viscosity is certainly important, it was not surprising that the introduction of a cascade reduced the elliptic flow. It *was* surprising that Hydro+Cascade could simultaneously reproduce the elliptic *and* radial flow for different particle species as a function of impact parameter. Furthermore, the combined analysis of radial and elliptic flow restricted possible EoSs since the freezeout temperature could no longer be adjusted to make any EoS fit any slope parameter. Roughly speaking, a soft EoS produced too little radial flow while a hard EoS produced too much elliptic flow.

Now, with the EoS roughly fixed from available SPS data, parameter free predictions were made for RHIC. A few of these predictions are: (a) an increase in v_2 by approximately 40% over the SPS and (b) a significant increase in the radial flow. (c) curved nucleon m_T spectra. The preliminary data reported in this conference have been in agreement with

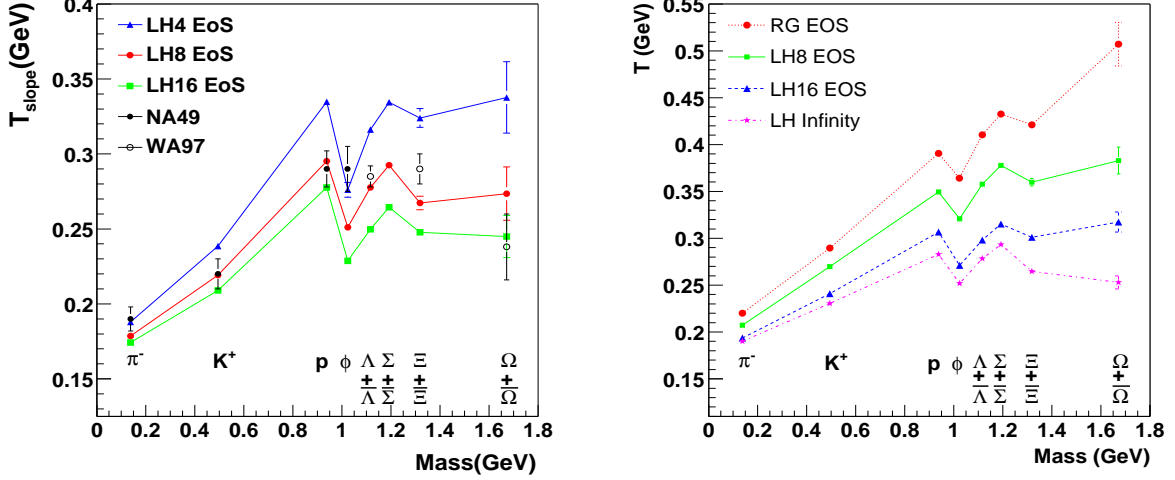


Figure 1. (a) A compilation of slope parameters(see e.g.[9]) at the SPS compared to model predictions for different EoSs. The slope parameters are fit from $0 < M_T - m < 0.9$ GeV, corresponding to the WA98 acceptance. (b) Model predictions for slope parameters at RHIC for different EoSs. The slope parameters are fit over the range $0 < M_T - m < 1.6$ GeV and do depend on the fit range used.

these predictions .

Ideally, the cascade should provide a kind of dual description of the hydrodynamics. Although T_c provides a natural place to switch to the cascade, the results (slope parameters and v_2 -s, lifetimes, etc.) should be insensitive to the switching temperature T_{switch} . Unfortunately, Bass and Dumitru[2] reported that the results were sensitive to the transition surface. By incorporating chemical freezeout into the hydrodynamic calculation, the sensitivity to T_{switch} was much reduced although the elliptic flow at the SPS remained sensitive to T_{switch} [4].

If the preliminary data remain unchanged and further predictions are verified, the hydrodynamic description must be taken seriously and the equilibration times and transport cross sections estimated from binary, perturbative, classical parton cascades must be considered only a very coarse guide to the radiating, non-perturbative, quantum glue that makes up the initial state.

2. The EoS, Flow, Predictions and Data

Below a family of EoSs with a first order phase transition are studied and are labeled by the Latent Heat(LH). LH4, LH8, \dots label EoSs with a latent heats of $0.4 \text{ GeV}/fm^3$, $0.8 \text{ GeV}/fm^3$, \dots . LH ∞ is studied as a limiting case. A Resonance Gas(RG) EoS (which does not have a phase transition) is also studied.

First in Fig.1(a), the measured slope parameters at the SPS are compared to model predictions for different EoSs. LH8 gives the best description of the available spectra. LH4

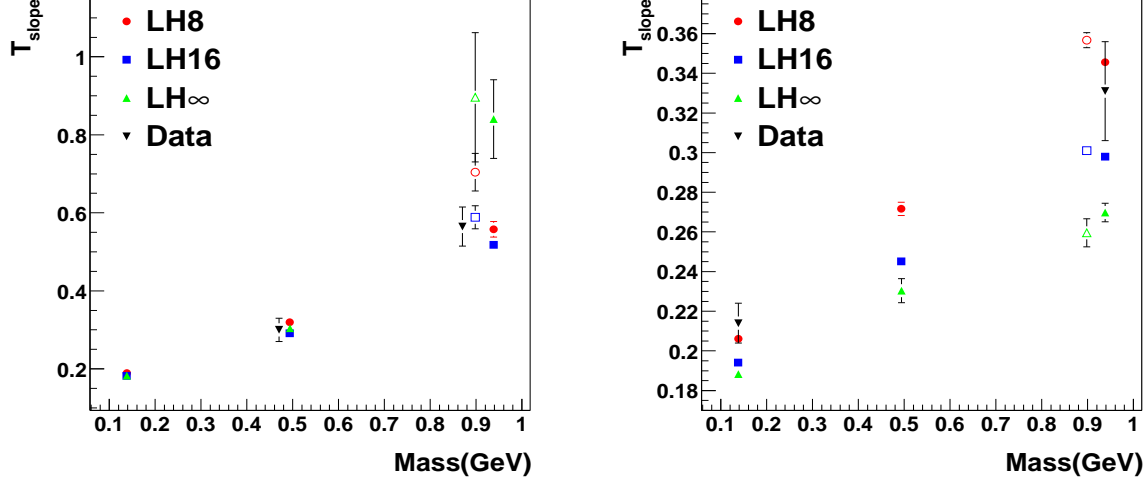


Figure 2. Slope parameters for π^- , K^- , p and \bar{p} reported in these proceedings by the STAR(a) and PHENIX(b) collaborations[5,7]. The open(closed) symbols show model predictions for anti-protons(protons). The STAR collaboration fits the π^- , K^- and \bar{p} spectra over the ranges, $0.12 \text{ GeV} < M_T - m < 0.45 \text{ GeV}$, $0.04 \text{ GeV} < M_T - m < 0.34 \text{ GeV}$ and $0.04 \text{ GeV} < M_T - m < 0.45 \text{ GeV}$ respectively. The PHENIX collaboration fits the π^- and p spectra over the ranges, $0.19 \text{ GeV} < M_T - m < 0.87 \text{ GeV}$ and $0.175 \text{ GeV} < M_T - m < 2.2 \text{ GeV}$ respectively.

is too stiff (the slope parameters are too high) and LH16 is too soft (the slope parameters are too low). The T_{slope} -s for a RG EoS are comparable to LH4, and the T_{slope} -s for LH ∞ are comparable to LH16.

Although LH8 gives the best fit to SPS spectra, the model-data discrepancy for the other EoSs is not large. As the collision energy is increased from the SPS to RHIC the slope parameters all increase (see e.g. [2,3]). Since at high energies the importance of the QGP phase increases, the differences between these EoSs are magnified during the systems evolution. In Fig.1(b), the model predictions at RHIC collision energies are shown for different EoSs. Note, the spectra are curved and the parameterization in terms of slope parameters is only schematic. LH ∞ , with no QGP push, generates only small slope parameters. The differences between the EoSs is clear in the flow of the Ω .

With these predictions, a comparison to the first RHIC data is made in Fig. 2. The M_T spectra are curved (see [5]) and therefore the STAR and PHENIX collaborations measure quite different slope parameters. The STAR collaboration fits the observed spectra in a low M_T range and measures large slopes, while the PHENIX collaboration fits in a high M_T range and measures a small . slopes. The best agreement with the proton and anti-proton slope parameters of both collaborations is found between LH8 and LH16 . LH ∞ has too much flow at small M_T and too little flow at high M_T and and therefore fails to reproduce the curvature of the M_T spectra seen in the data. The slope parameters reported in this conference implicate a strong transverse expansion.

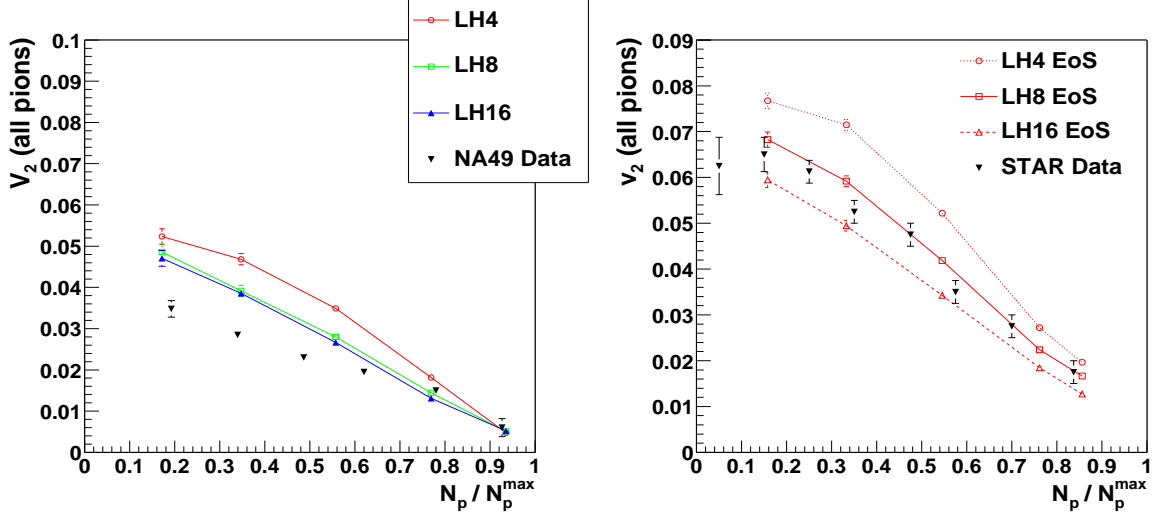


Figure 3. Elliptic flow of all pions for different EoSs as a function of the number of participants relative to the maximum at the SPS(a) and RHIC(b). The data points for (a) and (b) are from[8] and from[6] respectively.

Now, elliptic flow is studied as a function of impact parameter. In Fig.2(a) and (b), the elliptic flow of pions at the SPS and RHIC is shown for different EoSs. Notice that elliptic flow increases by approximately 40% from the SPS to RHIC. This prediction was borne out by the first STAR measurements[6]. At the SPS, EoSs without or only a very weak phase transition (e.g. RG or LH4) produce far too much elliptic flow. At the SPS, LH8 and LH16 give approximately the same elliptic flow since the contribution to v_2 of the pure QGP phase is small. At RHIC, the v_2 -s of LH4, LH8 and LH16 begin to separate as the QGP phase becomes increasingly significant.

Acknowledgements. The work is partly supported by US DOE grant No. DE-FG02-88ER40388 and grant No. DE-FGO2-87ER 40331.

REFERENCES

1. P. Kolb, J. Sollfrank, U. Heinz, Phys. Lett. **B459**, 667 (1999).
2. S. Bass and A. Dumitru, Phys. Rev. **C61**, 064909 (2000).
3. D. Teaney, J. Lauret, E.V. Shuryak, Phys. Rev. Lett. in press. nucl-th/0011058.
4. D. Teaney, J. Lauret, E.V. Shuryak, in progress.
5. Nu Xu, for the STAR Collaboration, these proceedings.
6. R. Snellings, for the STAR Collaboration, these proceedings.
7. J. Velkovska, for the PHENIX Collaboration, these proceedings.
8. NA49 Collaboration, H. Appelshäuser *et al.*, Phys. Rev. Lett. **80**, 4136 (1998).
9. see J. Stachel, nucl-exp/9903007 for the original references.