

# Single photons from Pb+Pb collisions at CERN SPS, QGP vs. hadronic gas

A. K. Chaudhuri\*

Variable Energy Cyclotron Centre  
1/AF, Bidhan Nagar, Calcutta - 700 064

In a hydrodynamic model, we have analysed the direct photon data obtained by the WA98 collaboration in 158 A GeV Pb+Pb collisions at CERN SPS. The transverse expansion of the system was taken into account. Two scenarios (i) formation of quark-gluon plasma and (ii) formation of hot hadronic gas were considered. Equally well description to the data were obtained in both the scenarios. However, hadronic gas scenario require very high initial temperature ( $\sim 300$  MeV) and it is difficult to conceive existence of hadron gas at that high temperature. If the hadronic fluid has small radial velocity (0.2c-0.3c) initially, the data are well explained in the hadronic gas scenario with reasonable initial temperatures.

PACS numbers(s):12.38.Mh,13.85.Qk,24.85.+p,25.75.-q

Recently WA98 collaboration has published their single photon emission data for 158 A GeV Pb+Pb collisions at CERN SPS [1]. Much interest was aroused after the publication of the WA80 preliminary results of the S+Au single photon data [2], as it was hoped that they can be a conclusive probe of the much debated quark-gluon plasma (QGP) expected to be produced in relativistic heavy ion collisions. The preliminary data were analysed by several authors. Xiong and Shuryak [3] analysed the data assuming a mixed phase formation and found excess photons. Srivastava and Sinha [4] analysed the data considering two possible scenarios after the collision, one with the phase transition to QGP, the other without it. It was claimed that the data were explained only in the phase transition scenario. We had also analysed the preliminary version of the WA80 direct photon data [5]. It was shown that formation of *viscous* hadron gas in the initial state, can explain the data. The revised version of the data [6] were also analysed by several authors including us [7]. It was concluded that the data are not sensitive enough to discriminate between the two alternate pictures, e.g. formation of quark-gluon plasma and formation of hot hadronic gas.

The recent WA98 single photon data were analysed meticulously by Srivastava and Sinha [8]. Data were found to be excellently described in a QGP formation scenario. One important difference from earlier SPS photon data was noticed. WA98 data prefer a thermalisation time of  $\sim .2$  fm, rather than the canonical 1 fm. They did not consider the alternate scenario i.e. that of hadronic gas formation in the initial state. They argued that in the pure hadronic scenario, initial temperature of the hadronic fluid will be large. Hadronic density will be  $\sim 10$  hadrons/fm<sup>3</sup>. It is unphysical to consider hadronic gas at such a high density.

In the present paper we analyse the WA98 single photon data in the no phase transition (NPT) scenario. A hot hadronic gas is assumed to be formed in the initial state. It expands, cools and freezes out at freeze-out temperature ( $T_F$ ). It will be shown that WA98 single photon data could be well explained in this scenario, with reasonable hadron density, if one assumes a small initial fluid velocity. Effect of non-vanishing velocity fields have been considered previously by others [9–11]. It was argued that hadronic scenario can explain the WA98 data only with major modification of hadron masses [9]. To be complete, we also analyse the data in the phase transition (PT) scenario, when QGP is formed in the initial state. Initial QGP expands, cools undergoes 1st order phase transition at critical temperature ( $T_c$ ), enters a mixed phase, remain in the mixed phase till all the quark matter is converted into a hadronic matter then cools to freeze-out temperature. As told earlier WA98 data were analysed in this scenario [8]. However, we will have minor differences from their model e.g. the initial energy density profile and the hadronic equation of state. Srivastava and Sinha used hadronic equation of state comprising all the hadrons with mass less than 2.5 GeV. In the present calculation, hadronic equation of state was generalised to include hadrons with mass less than 2 GeV. The cut-off mass (2 GeV) is purely arbitrary. The equation of state for hadronic gas comprising hadrons with mass less than 2 GeV can be well described by  $p_h = a_h T^4$ , with  $a_h = 59.5\pi^2/90$ . Fig.1 compares the analytic expression with numerical results. The equation of state for QGP was assumed to be  $p_q = a_q T^4 - B$  with  $a_q = 42.25\pi^2/90$ . The bag constant  $B$  was obtained from the Gibbs condition  $p_{QGP}(T_c) = p_{had}(T_c)$ . The initial energy density profile was assumed to follow wounded nucleon distribution in ref. [8]. However we choose to use conventional Woods-Saxon distribution with appropriate central density. As will be shown, the WA98 data are not sensitive enough to distinguish finer details of the calculations.

We solve the hydrodynamic equations  $\partial_\mu T^{\mu\nu} = 0$  in 3+1 dimension assuming cylindrical symmetry and boost-invariance in the longitudinal direction. The relevant equations are well known [12,13] and are not reproduced here. The input of the hydrodynamic equations are the initial energy density or temperature ( $T_i$ ) and radial velocity ( $v_r^{ini}$ ) at (proper) time  $\tau_i$ .  $\tau_i$  is the thermalisation time beyond which hydrodynamics became applicable. For a given  $\tau_i$  the initial temperature  $T_i$  of the fluid (hadronic gas or QGP) can be obtained by relating the entropy density with the observed pion multiplicity (assuming pion decoupling to be adiabatic) [14],

$$T_i^3 \tau_i = \frac{1}{\pi R_A^2} \frac{c}{4a_{q,h}} \frac{dN}{dy} (b=0) \quad (1)$$

where  $c = 2\pi^4/45\zeta(3)$  and  $R_A$  is the transverse radius of the system (assumed to be 6.4 fm for Pb+Pb collisions).  $b = 0$  corresponds to central collisions. It may be noted that the above relation holds only for isentropic expansion. For transverse expansion the relation is no longer valid, as entropy is generated during the expansion. However, with the assumption of small transverse expansion, we use this relation to obtain the initial temperature for a given initial time. Actual temperature will be lower than the temperature obtained in this manner. In table 1., we have shown the initial temperatures as obtained from eq.1 in the two considered scenarios, the QGP and the hot hadronic gas.  $dn/dY$  was assumed to be 750. It can be seen, in both the scenarios, initial temperatures are comparable. Corresponding hadron density are also shown in table 1.. For  $\tau_i=0.2$  and 0.4 fm, it is  $\sim 10$  and 2.9 hadrons per  $fm^{-3}$  respectively. It is unlikely than at such high density hadrons can retain their identity. For larger  $\tau_i$ , initial temperatures are comparatively small and the densities have acceptable values. The other parameter for the hydrodynamic evolution with transverse expansion is the initial radial velocity  $v_r^{ini}$ . It is customary to assume that the initial  $v_r^{ini}=0$ . However, it is possible that the fluid (QGP or hadronic gas) possess some small radial velocity at initial time  $\tau_i$ . As will be shown here, initial small radial velocity can affect the photon spectra considerably.

For the single photons from hadronic gas we include the following processes,

(a)  $\pi\pi \rightarrow \rho\gamma$ , (b)  $\pi\rho \rightarrow \pi\gamma$ , (c)  $\omega \rightarrow \pi\gamma$ , (d)  $\rho \rightarrow \pi\pi\gamma$  (e)  $\pi\rho \rightarrow A_1 \rightarrow \pi\gamma$

rates for which are well known [15,16].

Rate of production of hard photons from QGP were evaluated by Kapusta et al [17]. To one loop order,

$$E \frac{dR}{d^3p} = \frac{1}{2\pi^2} \alpha_s \sum_f e_f^2 T^2 e^{-E/T} \ln\left(\frac{cE}{\alpha_s T}\right) \quad (2)$$

where the constant  $c \sim 0.23$ . The summation runs over the flavours of the quarks and  $e_f$  is the electric charge of the quarks in units of charge of the electron.

Recently Aurenche et al [18] evaluated the production of photons in a QGP. At two loops level Bremsstrahlung photons ( $qq(g) \rightarrow qq(g)\gamma$ ) found to be dominating the compton and annihilation photons. However, their calculations overestimated the photon yield by a factor of 4 [19,20]. The rate of production of photons due to Bremsstrahlung (corrected for the factor of 4) was evaluated by them as,

$$E \frac{dR}{d^3p} = \frac{1}{4} \frac{8}{\pi^5} \alpha_s \sum_f e_f^2 \frac{T^4}{E^2} e^{-E/T} (J_T - J_L) I(E, T) \quad (3)$$

where  $J_T \sim 4.45$  and  $J_L \sim -4.26$  for two flavours and 3 colors of quarks. For 3 flavour quarks,  $J_T \sim 4.8$  and  $J_L \sim -4.52$ .  $I(E, T)$  stands for,

$$I(E, T) = [3\zeta(3) + \frac{\pi^2}{6} \frac{E}{T} + (\frac{E}{T})^2 \ln 2 + 4Li_3(-e^{-|E|/T}) + 2Li_2(-e^{-|E|/T}) - (E/T)^2 \ln(1 + e^{-|E|/T})] \quad (4)$$

and the poly-logarith functions  $Li$  are given by,

$$Li_a(z) = \sum_{n=1}^{\infty} \frac{z^n}{n^a} \quad (5)$$

Aurenche et al [18] also calculated the contribution of the  $q\bar{q}$  with scattering, which was also overestimated by the same factor of 4. The corrected rate is,

$$E \frac{dR}{d^3p} = \frac{1}{4} \frac{8}{3\pi^5} \alpha_s \sum_f e_f^2 E T e^{-E/T} (J_T - J_L) \quad (6)$$

Before we present our results we would like to make a brief comment on the direct QCD photons. Direct QCD photons are produced from the early hard collisions of partons in the nuclei and in Pb+Pb collisions make significant contribution to the high  $p_T$  yield. Direct QCD photons has been calculated in ref. [8,9]. It has been shown that for  $p_T > 2$  GeV, direct QCD photons alone can describe the data within a factor 3-8. In hydrodynamical model, we assume that the remaining fraction of photons are from the hydrodynamical evolution of the QGP or hot hadronic fluid.

We first present the photon spectra obtained in the phase transition scenario. As in ref. [8] we assume the critical temperature to be  $T_c=180$  MeV. Data were found to be insensitive to the exact value of  $T_c$ . The initial radial velocity ( $v_r^{ini}$ ) was assumed to be zero. In fig.2, computed photon spectra for different initial times  $\tau_i=.2, .4, .6$  and  $.8$  fm are shown. Also shown is the WA98 data. We find that with corrected photon rate, QGP scenario, unlike in ref. [8], do not describe the data well. Srivastava et al [8] did not corrected the photon rate for the factor of 4. With correct photon rate, yield is reduced by a factor of 2, compared to uncorrected rate. Consequently, while Srivastava et al [8] found very good fit to data for  $\tau_i=0.2$  fm, presently data are underestimated by the similar factor of 2. For higher thermalisation times, the data are further underestimated particularly at high  $p_T$  side. The initial temperatures are low enough to produce requisite number of high  $p_T$  photons. In fig.2, the dotted line shows the contribution of direct QCD photons, as calculated by Alam et al [9]. For larger thermalisation times,  $\tau_i > 0.2$  fm the hard QCD photons contribute more to high  $p_T$  yield rather than thermal photons. It is evident that for thermalisation time  $\tau_i=0.2$  fm, thermal photons together with hard QCD photons describe the data satisfactorily. For higher thermalisation times, thermal photons together with hard QCD photons underpredict the data. We donot elaborate on this scenario. Just a few comments are in order. The equation of state of the hadronic sector now consists of hadrons with mass less than 2 GeV, while in ref. [8] hadrons with mass less than

2.5 GeV were included. The other difference is the initial energy density profile. Srivastava and Sinha assumed the initial energy density profile to follow the wounded-nucleon distribution, while we have used the standard Woods-Saxon profile. Despite these differences, our results are very similar to the results obtained in refs00. Thus the data are not sensitive enough to the details of the calculations. The data can not distinguish whether hadronic sector comprised with hadron with mass less than 2.5 GeV or with mass less than 2 GeV. Also, the data are insensitive to the details of initial energy density profile so long they are not very different. May be at RHIC or LHC energy, data will be sensitive on these details.

The results obtained in the no phase transition scenario, when hadronic gas is assumed to be formed in the initial state are presented in fig.3. We have presented photon spectra for different initial times,  $\tau_i = .2, .4, .6, .8$  fm. The results are similar to those obtained in the QGP scenario. It is not surprising. As told earlier, with resonance hadronic gas, the degrees of freedom are comparable to the QGP. Thus initial temperatures are nearly same either in hadron gas or in QGP. It was noted quite early that hard photon production rate are nearly same in hadronic gas or in QGP [17]. Here also we have shown the contribution of hard QCD photons (dotted line). As in the scenario with QGP formation, here also for  $\tau_i > 0.2$  fm hard QCD photons contribute more to high  $p_T$  photon yield than the thermal photons. For  $\tau_i = 0.2$  fm, hadronic gas scenario describe the data very well. For higher thermalisation times, the description gets poorer specially in the high  $p_T$  sector. Hard QCD photons fill up substantially in the high  $p_T$  sector, but as stated earlier they are less by a factor of 3-8. It would seem that the WA98 single photon data equally well described in PT as well as NPT scenario. However, existence of hadronic gas at a temperature of 300 MeV is extremely unlikely. At this temperature, hadron density is very large  $\sim 10 fm^{-3}$ . It is unlikely that at such a high density hadrons can retain their identity. Hadronic gas scenario at such a high density is unphysical. For higher thermalisation time  $\tau_i = 0.6$  fm, when the initial temperature and density are 211 MeV and 1.3 hadrons per  $fm^{-3}$ , though the scenario is physical, the data gets underpredicted by a factor of 3-8 (taking into consideration of hard QCD photons). One of the deficiency of the model is the neglect of pre-equilibrium photons, emitted before  $\tau_i$ . Traxler and Thoma [21] calculated pre-equilibrium photons and found them order of magnitude less than the equilibrium photons. Roy et al [22] also calculated the pre-equilibrium photons. They used Fokker-Plank equations and found that pre-equilibrium photons are less or at best equal to the equilibrium photons. Even if pre-equilibrium photons contribute as much as equilibrium photons, the WA98 data will remain underpredicted for thermalisation time  $\tau_i$  0.6 fm or more.

It would seem that though in NPT scenario good description of data is obtained, physical consideration (i.e.

very high hadron density) will render that picture unacceptable. In the calculation presented till now, the initial radial velocity ( $v_r^{ini}$ ) of the fluid was assumed to be zero. However it is possible that at initial time  $\tau_i$  the fluid has some small radial velocity  $v_r^{ini}$ . Source of  $v_r^{ini}$  may be the collisions among the constituents, which lead to the local equilibrium. In fig.4, we have shown the photon spectra in the hadronic gas scenario with initial fluid velocity  $v_r^{ini} = 0, .1, .2, .3$  (in units of c) for initial temperature of  $T_i = 211$  MeV corresponding to initial time  $\tau_i = 0.6$  fm.  $v_r^{ini}$  had considerable effect on photon spectra. It enhances the  $p_T$ . Good fit to data is obtained for  $v_r^{ini} = 0.3c$ . It is also obvious that with  $v_r^{ini}$  in the ranges of  $0.2 - 0.3c$ , it will be possible to fit the WA98 data in a hadronic gas scenario with physically acceptable initial time and temperature.

Good fit to the data with small initial velocity bring back the hadronic gas scenario into contention. It is no longer possible to say that the WA98 data indicate quark-gluon plasma formation only.

Initial fluid velocity will also affect the photon spectra in the phase transition scenario. As shown here in this scenario, WA98 data are underpredicted with initial time  $\tau_i > 0.2$  fm. It will be possible to fit the data with  $\tau_i > 0.2$  fm, if small initial velocity is assumed. In ref. [9] good fit to data was obtained for  $\tau_i = 1$  fm and initial velocity in the ranges 0.2-0.3c.

To summarise, we have analysed the recent WA98 single photon data using a hydrodynamic model. Two scenarios were considered, the phase transition scenario where a QGP is formed in the initial state, and the no phase transition scenario where hot hadronic gas is formed initially. Both the scenarios gave good description to the data. QGP scenario require that the initial time and temperature of the QGP are 0.2 fm and 340 MeV respectively. The hadronic gas scenario also require an initial time of 0.2 fm and temperature of 304 MeV. As the hadron density is very large at this temperature, it would seem that the data is described by QGP only. However, it was shown that with small initial radial velocity in the range 0.2c-0.3c, the WA98 data can be well described in the hadronic scenario with reasonable initial temperature. The present analysis thus suggests that the WA98 single photon data are not conclusive. It can not discriminate between two alternate scenarios currently in vogue.

---

\* e-mail address: akc@veccal.ernet.in

- [1] M. M. Aggarwal et al, WA98 collaboration, nucl-ex/0006008, Phys. Rev. Lett. **85**, 3595 (2000)..
- [2] R. Santo et al, in Proceedings of the Tenth International conference on Ultra-Relativistic Nucleus-Nucleus collisions, Borlange, Sweden, 20-24 June, 1993, edited

- by E. Stenlund, H. A. Gustafsson, A. Oskarsson and I. Otterlund [Nucl. Phys. **A566**,61c (1994) ] R. Santo et al., Report no. IKP-MS-93/0701, Muenster, 1993.
- [3] E.V. Shuryak, L. Xiong, Phys. Lett. B **333**,316 (1994) .
- [4] D. K. Srivastava and B. Sinha, Phys. Rev. Lett. **73**,2421 (1994).
- [5] A. K. Chaudhuri, Phys. Rev. **C51**,R2889 (1995).
- [6] R. Albrecht et al, Phys. Rev. Lett.**76**,3506 (1996).
- [7] A. K. Chaudhuri, Phys. Scr. **61**,311(2000).
- [8] D. K. Srivastava and B. Sinha, nucl-th/0006018.
- [9] Jan-e Alam, S. Sarkar, T. Hatsuda, T. K. Nayak and B. Sinha, Phys. Rev. C**63**, 021901 (2001).
- [10] K. Gallmeister, B. Kampfer and O. P. Pavlenko, Phys. Rev. C**62**, 057901 (2000).
- [11] D.Y. Peressounko and Yu. E. Pokrovsky, hep-ph/0002068.
- [12] H. von Gersdorff, M. Kataja, L. McLerran and P. V. Ruuskanen, Phys. Rev. D**34**,794 (1986).
- [13] Jan-e Alam, D.K.Srivastava,B. Sinha and D.N.Basu, Phys. Rev.D **48**,1117 (1993) .
- [14] R. C. Hwa and K. Kajantie, Phys. Rev. D**32**, 1109 (1985)
- [15] H. Nadeau, J. Kapusta and P. Lichard, Phys. Rev. C **45**3034 (1992).
- [16] L. Xiong, E. Shuryak and G. E. Brown, Phys. Rev. D**46**3798 (1992) .
- [17] J. Kapusta, P. Lichard and D. Seibert, Phys. Rev. D**44** 2774 (1991).
- [18] P. Aurenche, F. Gelis, H. Zaraket and R. Kobes, Phys. Rev.D **58**,085003 (1998).
- [19] P. Aurenche, private communication.
- [20] F. D. Steffen and M. A. Thoma, hep-ph/0103044.
- [21] C. T. Traxler and M. H. Thoma, Phys. Rev. C**53**(1996)1348.
- [22] P. Roy, J. Alam, S. Sarkar, B. Sinha and S. Raha, Nucl. Phys. A**624** (1997)687.

TABLE I. The initial temperature of the QGP and the hot hadronic gas for different initial times  $\tau_i$ . Also shown are the corresponding hadron density

$\tau_i(fm)$	$T_i^{QGP}(MeV)$	$T_i^{Had}(MeV)$	$\rho_i^{Had}(fm^{-3})$
0.2	341	304	10.41
0.4	271	242	2.89
0.6	237	211	1.32
0.8	215	192	0.78
1.0	200	178	0.52

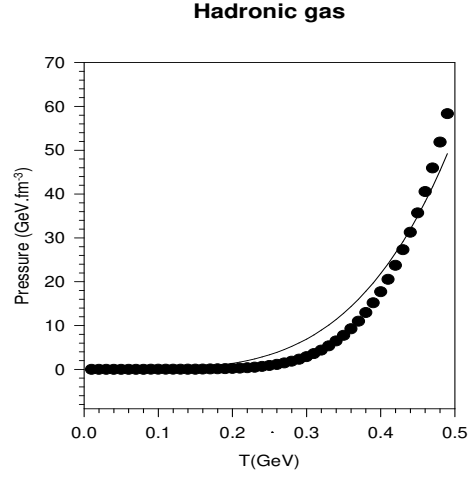


FIG. 1. Pressure as a function of temperature for the hadronic gas comprising hadrons with mass less than 2 GeV. The solid line is a fit using  $a_h T^4$ ,  $a_h = 59.5$ .

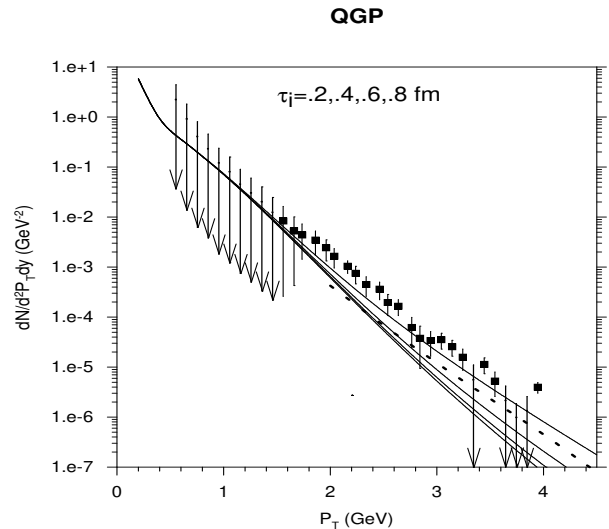


FIG. 2. The single photon yield in the phase transition scenario for four different initial times,  $\tau_i$ 's, .2,.4,.6,.8 fm (from top to bottom). Corresponding temperatures are listed in table 1. Experimental points are also shown. The dotted line is the direct QCD photons calculated in ref. [9]

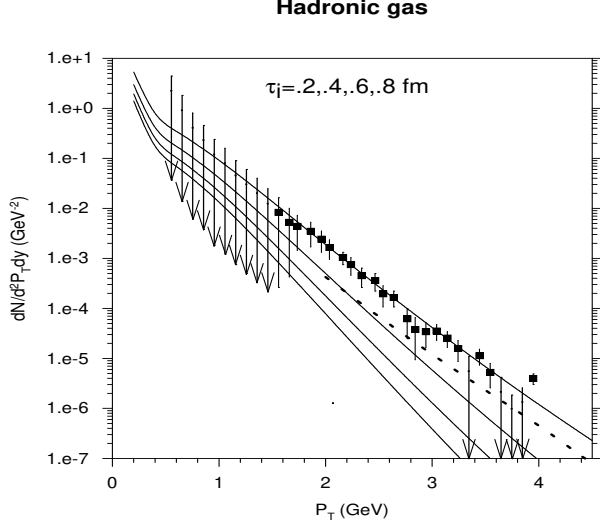


FIG. 3. The single photon yield in the no phase transition scenario for four different  $\tau_i$ 's, .2,.4,.6,.8 fm (from top to bottom). Corresponding temperatures are listed in table 1. Experimental points are also shown. The dotted line is the direct QCD photons calculated in ref. [9]

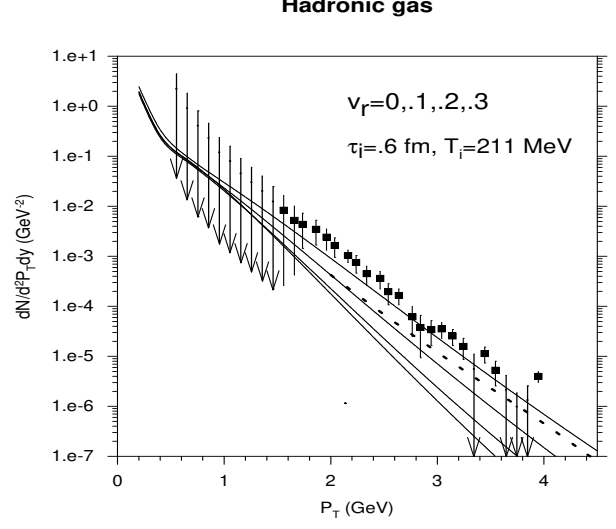


FIG. 4. The single photon yield in the no phase transition scenario for four different initial radial velocity  $v_r^{ini}=0,.1,.2,3$  (in units of  $c$ ). The initial time and temperatures are  $\tau_i=.6$  fm and  $T_i=211$  MeV respectively. The dotted line is the direct QCD photons calculated in ref. [9].