

Classification of the Nuclear Multifragmentation Phase Transition

Oliver Mülken and Peter Borrmann

Department of Physics, Carl von Ossietzky University Oldenburg, D-26111 Oldenburg, Germany

(Dated: December 2, 2024)

Using a recently proposed classification scheme for phase transitions in finite systems [Phys.Rev.Lett.**84**,3511 (2000)] we show that within the statistical standard model of nuclear multifragmentation the predicted phase transition is of first order.

PACS numbers: 21.65.+f, 05.70.Fh, 25.70.Pq

I. INTRODUCTION

The phenomenon of heavy-ion collision induced nuclear multifragmentation (NMF) has been extensively studied over the past decade. Experimentally it is found that nuclei with excitation energies of $E^*/A = 5\text{--}10$ MeV, i.e. in the region of the binding energy, explode forming a number of intermediate mass fragments [1]. Using subtle and advanced experimental techniques from a number of collision experiments with different nuclei and at different collision energies an experimental caloric curve has been derived [2, 3], which supports the interpretation that NMF is the small particle number onset of the nuclear liquid-gas phase transition. Theoretically NMF has been described by a number of different approaches ranging from simple percolation models [4, 5], dynamical models with different levels of sophistication, e.g. quantum molecular dynamics of different flavors [6, 7, 8, 9, 10] and fermion molecular dynamics [11], and a large variety of statistical models [12, 13, 14, 15, 16, 17, 18, 19]. Among the statistical models two mainstream-theories, namely the *statistical multifragmentation model* (SMM) [12] using the heat bath or canonical ensemble and the *microcanonical multifragmentation model* (MMM) [13] using the constant energy or microcanonical ensemble should be mentioned. For different ensembles the shape of the caloric curve may differ significantly. However, because all ensembles are uniquely connected by simple integral transforms the qualitative features of the phase transition should be the same in all ensembles. We therefore omit at this point the (surely) interesting question which ensemble is more appropriate for the description of nuclear multifragmentation.

In this paper we use a variant of the statistical multifragmentation model mainly based on the works of Mekjian *et al.* [17, 18, 19, 20, 21, 22, 23] to analyze the order of the multifragmentation phase transition using a recently proposed classification scheme for phase transitions in finite systems [24, 25]. The classification scheme is based on an analysis of the distribution of zeros of the canonical partition function in the complex plane and is in the thermodynamic limit in complete accordance with the Ehrenfest classification scheme. This scheme is shortly described in Sec. II. In Sec. III we briefly review the statistical model used in this paper. The results of our analysis which clearly show that NMF has the sig-

nature of a first order phase transition are presented in Sec. IV.

II. CLASSIFICATION SCHEME

The classification scheme used below and described in far more detail in [24, 25] is based on the analytic continuation of the inverse temperature β into the complex plane $\beta \rightarrow \mathcal{B} = \beta + i\tau$. For macroscopic systems an equivalent scheme was developed by Grossmann *et al.* [26, 27, 28, 29]. All thermodynamic information about a system can be extracted from the distribution of complex zeros of the canonical partition function $Z(\mathcal{B}) = \int dE \Omega(E) \exp(-\mathcal{B}E)$.

To avoid some difficulties with the high temperature limit we write the partition function as a product $Z(\mathcal{B}) = Z_{\text{lim}}(\mathcal{B})Z_{\text{int}}(\mathcal{B})$, explicitly separating the high temperature limit ($T \rightarrow \infty$) of the partition function $Z_{\text{lim}}(\mathcal{B})$ imposing $\lim_{T \rightarrow \infty} Z_{\text{int}}(\mathcal{B}) = 1$. The partition function is an integral function with complex conjugate zeros $\mathcal{B}_k = \mathcal{B}_{-k}^* = \beta_k + i\tau_k$ ($k \in \mathbb{N}$) and can be rewritten as

$$Z(\mathcal{B}) = Z_{\text{lim}}(\mathcal{B}) Z_{\text{int}}(0) \exp(\mathcal{B} \partial_{\mathcal{B}} \ln Z_{\text{int}}(0)) \times \prod_{k \in \mathbb{N}} \left(1 - \frac{\mathcal{B}}{\mathcal{B}_k}\right) \left(1 - \frac{\mathcal{B}}{\mathcal{B}_k^*}\right) \exp\left(\frac{\mathcal{B}}{\mathcal{B}_k} + \frac{\mathcal{B}}{\mathcal{B}_k^*}\right). \quad (1)$$

All thermodynamic properties like the internal energy or specific heat are derivatives of the logarithm of the canonical partition function. Thus, the zeros of $Z(\mathcal{B})$ are poles of these quantities. In the thermodynamic limit different regions of holomorphy separate different phases by dense lines of zeros. In finite systems the zeros do not become dense on lines which leads to a more unsharp separation of different phases. We interpret the zeros as boundary posts between two phases.

The distribution of zeros close to the real axis can approximately be described by three parameters, where two of them reflect the order of the phase transition and the third merely the size of the system. We assume that the zeros lie on straight lines with a discrete density of zeros given by

$$\phi(\tau_k) = \frac{1}{2} \left(\frac{1}{|\mathcal{B}_k - \mathcal{B}_{k-1}|} + \frac{1}{|\mathcal{B}_{k+1} - \mathcal{B}_k|} \right), \quad (2)$$

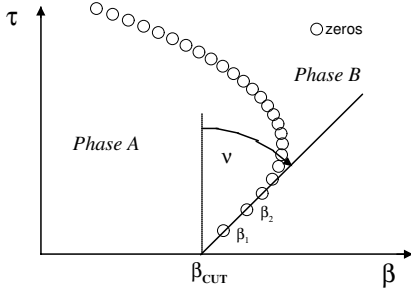


FIG. 1: Schematic illustration of the zeros in the complex temperature plane.

with $k = 2, 3, 4, \dots$, and approximate for small τ the density of zeros by a simple power law $\phi(\tau) \sim \tau^\alpha$. Considering only the first three zeros the exponent α can be estimated as

$$\alpha = \frac{\ln \phi(\tau_3) - \ln \phi(\tau_2)}{\ln \tau_3 - \ln \tau_2}. \quad (3)$$

The second parameter describing the distribution of zeros is given by $\gamma = \tan \nu \sim (\beta_2 - \beta_1)/(\tau_2 - \tau_1)$ where ν is the crossing angle of the line of zeros with the real axis (see Fig. 1). The *discreteness* of the system is reflected in the imaginary part τ_1 of the zero closest to the real axis. For macroscopic systems we always have $\tau_1 \rightarrow 0$. In this case the parameters α and γ match those defined by Grossmann *et al.* [26], who showed the connection between certain values of α and γ and different types of phase transitions. They claimed that a first order transition occurs for $\alpha = \gamma = 0$, for $0 < \alpha < 1$ with $\gamma = 0$ or $\gamma \neq 0$ a second order transition, and for $\alpha > 1$ a higher order transition. In the thermodynamic limit α is restricted to values greater than or equal to zero because otherwise this would cause a diverging internal energy. For finite systems values of α less than zero are possible.

In our classification scheme phase transitions in finite systems are of first order if $\alpha \leq 0$, while the definitions for higher order transitions coincide with those given by Grossmann. Additionally we define τ_1 as an unambiguous parameter for the discreteness of the system. Since in small systems no thermodynamic properties diverge, the specification of the critical temperature is difficult and several definitions are possible which coincide only in the thermodynamic limit. We define the real part of the first zero β_1 as the critical temperature. Another possible definition would be the crossing point of the line of zeros with the real temperature axis.

III. STATISTICAL MULTIFRAGMENTATION MODEL

In the SMM [12, 17, 22, 23] it is assumed that the fragmentation process can be described in the following manner. After initial excitation the system expands and fragments into a number of clusters. During the expansion a

thermalisation of all clusters is assumed. The thermalisation abruptly stops when the mean separation between the clusters exceeds the range of the nuclear force. The properties of the systems at this so-called *freeze-out* density, which is assumed to be $0.1\text{--}0.3$ of the normal nuclear density $\rho_0 = 0.15 \text{ fm}^{-3}$, are then carried by all fragments until experimental detection.

The probability for a fragmentation with fragmentation vector $\vec{n} = (n_1, n_2, \dots)$ (n_k is the number of clusters of size k and $\sum k n_k = A$), reads

$$W(\vec{n}) = \prod_{k \geq 1} \frac{1}{n_k!} \left(\frac{x y^{k-1}}{\alpha_k} \right)^{n_k}, \quad (4)$$

where $x = V_{\text{ac}} \left(\frac{M}{2\pi\hbar^2\mathcal{B}} \right)^{3/2}$ is the partition function for the ideal monoatomic gas of mass M in the accessible volume V_{ac} . $y = \exp(a_v(\mathcal{B})\mathcal{B} + \frac{T_0/\epsilon_0}{1+T_0\mathcal{B}})$ is related to the cluster binding and internal excitations. The cluster size dependence of the probability is given by $\alpha_k = k^{5/2}$. We assume an accessible volume three times larger than the normal nucleus volume V_0 . The canonical partition function is then given as

$$Z_A = \sum_{m=0}^A Z_A^{(m)} x^m y^{A-m}, \quad (5)$$

where $m = \sum_k n_k$ is the multiplicity, i.e. the total number of clusters, and $Z_A^{(m)}$ is independent of the thermodynamic variables and given by the simple recursion

$$Z_A^{(m)} = \frac{1}{m} \sum_{k=1}^A \frac{1}{\alpha_k} Z_{A-k}^{(m-1)}, \quad (6)$$

with $Z_A^{(1)} = 1/\alpha_A$.

Following Ref. [12] the binding energy for a composite of k nucleons is given by

$$a_v(\mathcal{B}) = W_0 k - \sigma(\mathcal{B}) k^{2/3}, \quad (7)$$

with $\sigma(\mathcal{B}) = \sigma_0 ((T_c - 1/\mathcal{B}^2)/(T_c + 1/\mathcal{B}^2))^{5/4}$ being the surface tension ($W_0 = 16\text{MeV}$, $\sigma_0 = 18\text{MeV}$, and $T_c = 18\text{MeV}$).

Within this framework different moments of the multiplicity are calculated by

$$\langle m^i \rangle = \frac{1}{Z_A} \sum_{m=0}^A m^i Z_A^{(m)} x^m y^{A-m}. \quad (8)$$

The variance of the multiplicity is given by $\Delta m = \langle m^2 \rangle - \langle m \rangle^2$. It is straightforward to express thermodynamic quantities like the internal energy or the specific heat in terms of different moments of the multiplicity [17].

IV. RESULTS

Due to the unfavorable scaling behavior of the partition function it is very arduous to find its zeros directly with numerical methods. The zeros of Z are the

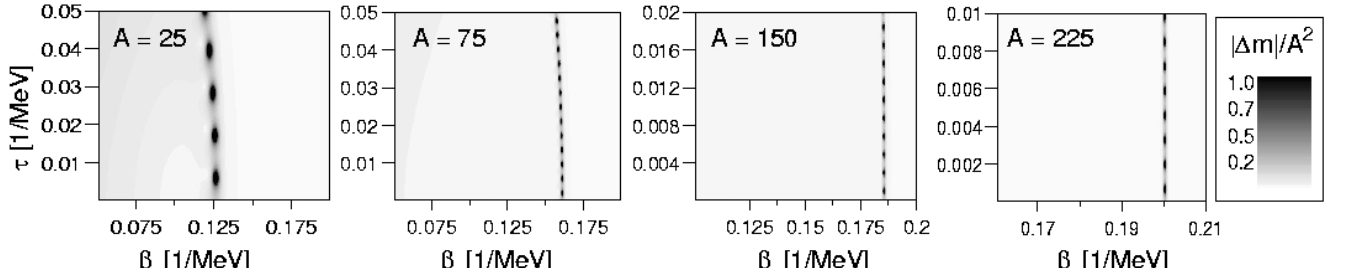


FIG. 2: Contour plots of the variance of the multiplicity in the complex temperature plane for (a) $A=25$, (b) $A=75$, (c) $A=150$, and (d) $A=225$ nucleons. The dark spots indicate the locations of the zeros of the canonical partition function.

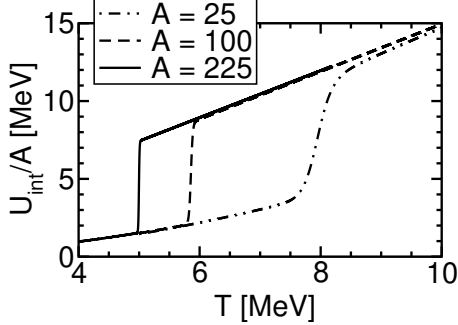


FIG. 3: Caloric curve for $A=25$, 100, and $A=225$.

poles of almost all thermodynamic expectation values, e.g. the internal energy, the specific heat and so on. In this paper we utilize the absolute value of the variance of the multiplicity $|\langle \Delta m \rangle|$ to locate the zeros of Z in the complex temperature plane. Fig. 2 shows a contour plot of $|\langle \Delta m \rangle|/A^2$ in the complex temperature plane for nucleon-numbers $A = 25, 75, 150$, and 225 (note the different scaling of the τ -axis.). This figure directly shows that multifragmentation is a first order phase transition. The zeros lie on straight lines perpendicular to the real temperature axis with constant spacings between them. Even at particle numbers as small as 25 the nature of the phase transition can be clearly identified from the lines of zeros of the partition function. In contrast, it is very difficult to extract the order of the phase transition from the canonical caloric curve shown in Fig. 3.

The recursion formula (6) has a very similar structure to that for Bose-Einstein systems [25, 30, 31]. This is because both systems have an intimate relationship to the permutation group [22]. It is therefore remarkable, that the multifragmentation phase transition for nuclear matter is of first order while Bose-Einstein condensation is a second or third order phase transition depending on the single particle density of states.

A detailed analysis of the distribution of zeros reveals that for all nucleon numbers ($A > 25$) the most important classification parameter α is almost equal to zero (see Fig. 4(a)). The slight deviations for $A=50$ and $A=150$ are most likely due to uncertainties within our numerical zero detection method. The second parameter

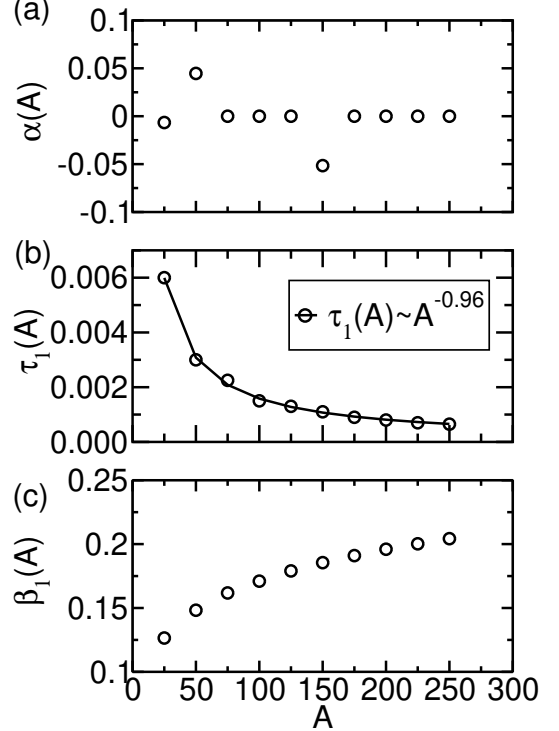


FIG. 4: Nucleon number dependent value of the classification parameters (a) α , (b) τ and (c) of the critical temperature β_1 .

γ can directly be extracted from Fig. 2. Even for small nucleon numbers the distribution of zeros is perpendicular to the real axis, corresponding to $\gamma = 0$. The finite size of the system is connected to the third classification parameter τ_1 . Fig. 4(b) shows the A -dependence of τ_1 . With increasing nucleon number τ_1 decreases. We approximated the scaling behavior as $\tau_1 \sim A^{-0.96}$, i.e. τ_1 is simply volume dependent and the phase transition would approach a true first order phase transition in the Ehrenfest sense with $1/A$. From this we can infer that surface terms, e.g. surface melting or evaporation of single nucleons, do not play a crucial role within this model of nuclear multifragmentation. The critical temperature $T = 1/\beta_1$ (Fig. 4(c)) decreases and adopts at $A \approx 200$ the experimentally found value of about 5 MeV. Of course,

for larger system sizes the simple equation (7) for the binding energy used in this study should be refined and augmented by additional terms.

It should be noted that one can expect that refinements of the model, e.g. the introduction of an additional Coulomb term and other values of the particle density, may influence the details of the distribution of zeros. Especially tuning the particle density to the expected supercritical phase is an interesting challenge, worth to be pursued in the future.

V. CONCLUSION

In conclusion we have found that within the statistical model nuclear multifragmentation is undoubtedly a first

order phase transition and can be viewed as the onset of the nuclear liquid-gas transition. The distribution of zeros of the partition function in the complex temperature plane proofs as a reliable tool for the classification of phase transitions, adding a clear, detailed, and unambiguous view on the thermodynamic properties of small systems.

Acknowledgments

We wish to thank Jens Harting, Heinrich Stamerjohanns and E. R. Hilf for fruitful discussions.

-
- [1] R. Nienauer, A. J., and the INDRA collaboration, Nucl. Phys. A **658**, 67 (1999), and references therein.
 - [2] J. Pochodzalla, T. Möllenkamp, T. Rubehn, A. Schüttauf, W. A., E. Zude, M. Begemann-Blaich, T. Blaich, H. Emling, A. Ferrero, C. Gross, G. Imme, *et al.*, Phys. Rev. Lett. **75**, 1040 (1995).
 - [3] Y.-G. Ma, A. Siwek, J. Peter, F. Gulminelli, R. Dayras, L. Nalpas, B. Tamain, E. Vient, G. Auger, C. Bacri, J. Benlliure, E. Bisquer, *et al.*, Phys. Lett. B **390**, 41 (1997).
 - [4] X. Campi, Phys. Lett. B **208**, 351 (1988).
 - [5] W. Bauer and A. Botvina, Phys. Rev. C **52**, 1750 (1995).
 - [6] J. Aichelin and H. Stöcker, Phys. Lett. B **176**, 14 (1986).
 - [7] C. Hartnack, L. Zhuxia, L. Neise, G. Peilert, A. Rosenhauer, H. Sorge, J. Aichelin, H. Stöcker, and W. Greiner, Nucl. Phys. A **495**, 303 (1989).
 - [8] T. Maruyama, K. Niita, and A. Iwamoto, Phys. Rev. C **53**, 297 (1996).
 - [9] J. Bondorf, D. Idier, and I. Mishustin, Phys. Lett. B **359**, 261 (1995).
 - [10] G. Peilert, J. Konopka, M. Mustafa, H. Stöcker, and W. Greiner, Phys. Rev. C **46**, 1457 (1992).
 - [11] H. Feldmeier and J. Schnack, Rev. Mod. Phys. **72**, 655 (2000).
 - [12] J. Bondorf, B. A.S., A. Iljinov, I. Mishustin, and K. Snepen, Phys. Rep. **257**, 133 (1995).
 - [13] D. Gross, Phys. Rep. **279**, 119 (1995).
 - [14] A. Parvan, V. Toneev, and M. Ploszajczak, Nucl. Phys. A **676**, 409 (2000).
 - [15] P. Bhattacharyya, S. Das Gupta, and A. Mekjian, Phys. Rev. C **60**, 064625 (1999).
 - [16] J. Elliott and A. Hirsch, Phys. Rev. C **61**, 054605 (2000).
 - [17] K. Chase and A. Mekjian, Phys. Rev. Lett. **75**, 4732 (1995).
 - [18] S. Lee and A. Mekjian, Phys. Rev. C **44**, 1284 (1992).
 - [19] A. DeAngelis and A. Mekjian, Phys. Rev. C **40**, 105 (1989).
 - [20] A. Mekjian, Phys. Rev. C **41**, 2103 (1990).
 - [21] S. Lee and A. Mekjian, Phys. Rev. C **47**, 2266 (1993).
 - [22] A. Mekjian and S. Lee, Phys. Rev. A **44**, 6294 (1991).
 - [23] K. Chase and A. Mekjian, Phys. Rev. C **49**, 2164 (1994).
 - [24] P. Borrmann, O. Mülken, and J. Harting, Phys. Rev. Lett. **84**, 3511 (2000).
 - [25] O. Mülken, P. Borrmann, J. Harting, and H. Stamerjohanns, arXiv:cond-mat/0006293 (2000).
 - [26] S. Grossmann and W. Rosenhauer, Z. Phys. **207**, 138 (1967).
 - [27] W. Bestgen, S. Grossmann, and W. Rosenhauer, J. Phys. Soc. Jap. **26**, 115 (1969).
 - [28] S. Grossmann, Phys. Lett. **28A**(2), 162 (1968).
 - [29] S. Grossmann and V. Lehmann, Z. Phys. **218**, 449 (1969).
 - [30] P. Borrmann and G. Franke, J. Chem. Phys. **98**, 2484 (1993).
 - [31] P. Borrmann, J. Harting, O. Mülken, and E. Hilf, Phys. Rev. A **60**, 1519 (1999).