

# Microscopic study of the $p_T$ -dependence of directed particle flow at SPS

E.E. Zabrodin<sup>1,2</sup>, C. Fuchs,<sup>1</sup> L.V. Bravina,<sup>1,2</sup> and Amand Faessler<sup>1</sup>

<sup>1</sup>*Institute for Theoretical Physics, University of Tübingen,*

*Auf der Morgenstelle 14, D-72076 Tübingen, Germany*

<sup>2</sup>*Institute for Nuclear Physics, Moscow State University, 119899 Moscow, Russia*

## Abstract

Directed flow of nucleons and pions is studied in different  $p_t$  intervals in S+S and Pb+Pb collisions at 160A GeV. For simulations the microscopic quark-gluon string model (QGSM) is applied. It is shown that the behaviour of the directed flow of hadrons with high transverse momenta diverges considerably from that of low- $p_t$  particles. Both light and heavy systems of colliding nuclei exhibit negative values of the coefficient  $v_1(p_t)$  of the azimuthal distribution when the transverse momentum approaches zero. Since the formation of a rapidly expanding thermal source is very unlikely for S+S and peripheral Pb+Pb collisions, the most plausible explanation of the effect is shadowing.

PACS numbers: 25.75.-q, 25.75.Ld, 24.10.Lx, 24.10.Jv

The collective flow of hadrons in ultrarelativistic heavy-ion collisions is a very useful signal to probe the evolution of hot and dense nuclear matter from the onset of its formation [1–4]. Since the development of flow is closely related to the equation of state (EOS) of nuclear matter, the investigation of the flow can shed light on the transition to a new phase of matter, the so-called quark-gluon plasma (QGP), and its subsequent hadronization [5–10]. At present, the Fourier expansion technique is widely employed to study collective flow phenomenon [11–13]. Namely, the invariant distribution  $E \frac{d^3N}{d^3p}$  is presented as

$$E \frac{d^3N}{d^3p} = \frac{1}{\pi} \frac{d^2N}{dp_t^2 dy} \left[ 1 + 2 \sum_{n=1}^{\infty} v_n \cos(n\phi) \right], \quad (1)$$

where  $p_t$  and  $y$  are the transverse momentum and rapidity, and  $\phi$  is the azimuthal angle between the momentum of the particle and the reaction plane. The first two Fourier coefficients in Eq.(1),  $v_1$  and  $v_2$ , are dubbed directed and elliptic flow, respectively. Since both types of anisotropic flow depend on rapidity and transverse momentum, one is able to study double differential distributions

$$v_n(p_t, \Delta y) = \int_{y_1}^{y_2} \cos(n\phi) \frac{d^2N}{dp_t^2 dy} dy \bigg/ \int_{y_1}^{y_2} \frac{d^2N}{dp_t^2 dy} dy \quad (2)$$

and

$$v_n(y, \Delta p_t) = \int_{p_t^{(1)}}^{p_t^{(2)}} \cos(n\phi) \frac{d^2N}{dp_t^2 dy} dp_t^2 \bigg/ \int_{p_t^{(1)}}^{p_t^{(2)}} \frac{d^2N}{dp_t^2 dy} dp_t^2. \quad (3)$$

Apparently, one would expect that the directed flow drops to zero when the transverse momentum decreases. Experimental results on pion and proton directed flow at both AGS [14] and SPS [15] energies show that  $v_1(p_t)$  is positive at high  $p_t$  and slightly but negative at low transverse momenta, i.e., it approaches zero from the negative side. One of the possible explanations of such a peculiar behaviour has been proposed in [12]. Here the interplay of the radial expansion of a thermalized source and the directed flow has been discussed. It was shown that the  $v_1(p_t)$  of protons became negative at small values of the transverse momentum provided the transverse expansion velocity of a thermalized source was  $\beta \cong 0.55c$  or higher.

The aim of the present paper is to elaborate the role of other effects which can cause the preferential emission of particles in the direction opposite to that of the normal flow (the so-called antiflow) at small  $p_t$ . For this purpose the quark-gluon string model (QGSM) is chosen. The QGSM, which treats the elementary hadronic interactions on the basis of Gribov-Regge theory, is based on the  $1/N_c$  (where  $N_c$  is the number of quark colours or flavours) topological expansion of the amplitude for processes in quantum chromodynamics and string phenomenology of particle production in inelastic binary collisions of hadrons. The model incorporates the production of particles via string excitation and subsequent fragmentation, as well as the formation of resonances and hadron rescattering. As independent degrees of freedom the QGSM includes octet and nonet vector and pseudoscalar mesons, and octet

and decuplet baryons, and their antiparticles. The model simplifies the in-medium effects and focuses mainly on the development of an intranuclear cascade. Further details on the QGSM can be found elsewhere [16].

For the simulations at SPS energies,  $E_{lab} = 160A$  GeV, light  $^{32}\text{S}+^{32}\text{S}$  and heavy  $^{208}\text{Pb}+^{208}\text{Pb}$  symmetric systems have been chosen. According to the QGSM predictions [17] the mean number of interactions per hadron,  $\langle N_{int}^h \rangle$ , equals 2 even for central sulphur-sulphur collisions and 9 for central lead-lead collisions at 160A GeV. Due to significant increase of  $\langle N_{int}^h \rangle$  with rising mass number, one can study the role of the intranuclear cascade on the formation of transverse collective flow. Although the light S+S system, or rather part of it, cannot be treated as a thermalized source, the formation of thermally equilibrated matter in Pb+Pb collisions is not ruled out. The system expands until all interactions and decays in the reaction have ceased. This stage corresponds to the conditions of thermal freeze-out. Note, however, that the system of final particles in the course of model simulations may be well approximated by a core and a halo structure. The halo contains frozen particles already decoupled from the main system, and the core consists of hadrons intensively interacting, both elastically and inelastically, with each other. In other words, there is no sharp freeze-out picture in the microscopic model [17].

The evolution of the number of frozen particles with time  $t$  is shown in Fig. 1 for pions and nucleons in Pb+Pb central collisions. The contour plots (dashed areas) correspond to the  $dN/dt$  distribution in different rapidity intervals. One can see that the pionic distributions peak at  $t \approx 8$  fm/c, and the nucleon distributions reach their maxima later, at  $t \approx 17$  fm/c. It is important for our analysis that the positions of the maxima on the time scale are not shifted when the rapidity range is enlarged. It means, particularly, that the  $p_t$  distributions in different rapidity intervals, given by Eq.(2), should be quite similar. Therefore, the  $v_1(y, \Delta p_t)$  is used to study the transverse momentum dependence of directed flow. Note that many hadrons with high rapidity, especially pions, are emitted from the very beginning of the nuclear collision. These particles usually have rather high transverse momentum as well. Thus, the directed flow of both pions and nucleons is expected to change its behaviour with increasing  $p_t$ .

Figure 2 depicts the directed flow of nucleons and pions in two  $p_t$  intervals,  $0.3 < p_t < 0.6$  GeV/c and  $0.6 < p_t < 0.9$  GeV/c, for Pb+Pb collisions with different centrality. The maximum impact parameter for a symmetric system is  $b_{max} = 2R_A$ . The value of the reduced impact parameter  $\tilde{b} = b/b_{max}$  in the simulations varies from 0.15 (central collisions) up to 0.9 (most peripheral collisions). At  $p_t < 0.6$  GeV/c the pionic flow exhibits the typical antiproton flow in both, semicentral and peripheral, collisions. In the same  $p_t$  interval the nucleon flow increases as the reaction becomes more peripheral. However, at  $b \approx 8$  fm the flow becomes softer in the midrapidity range. In very peripheral collisions the directed flow of nucleons shows an antiproton behaviour which is similar to that of the pionic directed flow. As was shown in [18–20], see also [21], such a transformation of the nucleon flow is explained merely by shadowing: It is well known that the presence of even a small amount of quark-gluon plasma leads to a softening of the equation of state, which results in a significant reduction of the directed flow. However, since the QGP is expected to be produced primarily in central heavy-ion collisions, the effect should be most pronounced in central collisions. In contrast, shadowing causes the disappearance of nucleon directed flow and the development of antiproton flow in the midrapidity region especially in semiperipheral and peripheral collisions,

as well as in light systems.

The behaviour of directed flow changes drastically in the transverse momentum range  $0.6 < p_t < 0.9$  GeV/ $c$ , presented in Fig. 2(b). Although the nucleon directed flow decreases in the midrapidity range at  $b \geq 10$  fm, its normal component still dominates over the antiproton counterpart. Moreover, even high- $p_t$  pions prefer the direction of normal flow, distinctly seen in semiperipheral events with  $4 \leq b \leq 6$  fm. It means, in particular, that hadrons with high transverse momenta ( $p_t \geq 0.6$  GeV/ $c$ ) are produced mainly in the baryon-rich regions of ongoing remnants of colliding nuclei, and not in the relatively dilute central area of expanding nuclear matter. Microscopic investigation of the emission times of hadrons at SPS energies reveals [17] that nucleons with maximal transverse momenta in lead-lead collisions are coming from intermediate times with maximum at  $t \approx 13$  fm/ $c$ . In contrast to nucleons pions with high  $p_t$  are produced in inelastic primary NN collisions in heavy-ion reactions, while soft particles are emitted during the whole evolution time. This is a general trend in the production of soft and hard particles in relativistic heavy-ion collisions.

The role of rescattering in the formation of directed flow is illustrated in Fig. 3. Here the directed flow as a function of rapidity in several  $p_t$  intervals is compared in minimum bias S+S and Pb+Pb events at 160A GeV. Lacking a sufficiently large amount of secondary interactions per hadron, the directed flow of both nucleons and pions in the light S+S system changes very weakly with rising transverse momentum from  $p_t \leq 0.3$  GeV/ $c$  to  $0.6 < p_t < 0.9$  GeV/ $c$ . In the heavy ion system, however, the directed flow of hadrons depends strongly on the  $p_t$  range. With increasing transverse momentum the nucleon flow becomes stronger. Note also that, since the bulk amount of particles is produced with transverse momenta less than 300 MeV/ $c$ , the distribution, given by Eq. (3), integrated over the whole  $p_t$  interval is very close to that for  $0 < p_t < 0.3$  GeV/ $c$ .

The directed flow of nucleons and pions integrated over the whole rapidity range is shown in Fig. 4. In S+S collisions the nucleon directed flow,  $v_1(p_t)$ , is small and positive everywhere except of the lowest  $p_t$  interval ( $p_t \leq 100$  MeV/ $c$ ). In Pb+Pb collisions nucleon and pion directed flows are negative at low transverse momenta. Using the expression for the directed flow of non-relativistic particles emitted isotropically by a transversely expanding thermal source [12]:

$$v_1(p_t) = \frac{p_t \beta_a}{2T} \left[ 1 - \frac{m \beta_0}{p_t} \frac{I_1(\xi)}{I_0(\xi)} \right], \quad (4)$$

$$\xi = \frac{\beta_0 p_t}{T}, \quad (5)$$

where  $T$  is the temperature,  $\beta_a$  is the collective velocity along the directed flow axis,  $\beta_0$  is the transverse expansion velocity of the source, and  $I$  is the modified Bessel function, one can also reproduce the negative values of  $v_1(p_t)$  in the low  $p_t$  region. Note, that the validity of Eq. (4) for, e.g., protons is restricted to the range of  $p_t \leq 0.5$  GeV/ $c$ . A relativistic generalization of Eq. (4) to an expansion in three dimensions [12] leads to an increase of about 15% in the expansion velocity needed to describe the low  $p_t$  dip in the  $v_1(p_t)$  distribution. Results for a fit of Eq. (4) to the low- $p_t$  part of the  $v_1(p_t)$  are plotted in Fig. 4 also. The fitting parameters are  $\beta_a = 0.1c$ ,  $T = 90(120)$  MeV, and  $\beta_0 = 0.48(0.55)c$  for S+S (Pb+Pb) collisions. For S+S collisions a better agreement with the simulation results at very low transverse momenta can be achieved if one assumes that  $\beta_a$  can rise to  $0.95c$ . However, the

collective flow in sulphur-sulphur system is weak [22], and the whole system is far from being in thermal equilibrium. Therefore, the plausible explanation of negative values of  $v_1(p_t)$  is shadowing. In lead-lead collisions local thermal equilibrium can be reached at least in the central zone of semicentral collisions with impact parameter  $b \leq 4$  fm [23]. Thus, in these events directed flow can be affected by both, radial isotropic expansion and shadowing. In peripheral collisions the possible formation of a thermalized source becomes less important. Here the development of nucleon antflow in the midrapidity region, as well as in the low  $p_t$  interval, is completely determined by shadowing.

In conclusion, the directed flow of nucleons and pions as a function of rapidity has been studied in different  $p_t$  intervals in light and heavy ion collisions at SPS energies. It is shown that the slope of the directed flow of nucleons with  $p_t \leq 0.6$  GeV/ $c$  is positive (normal flow) in semicentral and semiperipheral collisions, and negative (antiflow) in very peripheral ones, where  $b/b_{max} \geq 0.7$ . At higher transverse momenta the slopes of both pion and nucleon directed flow become positive. This means that particles with high  $p_t$  are produced essentially either in the areas of flying away residues of colliding nuclei (nucleons), or in the very early phase of the reaction in primary nucleon-nucleon collisions (mesons).

Pion and nucleon directed flow indicates negative values as particle transverse momenta approach zero. Since the formation of a rapidly expanding thermal source in peripheral heavy-ion collisions and in light S+S collisions is rather unlikely, the effect is caused by nuclear shadowing. Hadrons emitted at small rapidity in the antiflow direction can propagate freely, while hadrons emitted in the normal flow direction still remain within the expanding subsystem (or core) of interacting particles. To study the interplay between the isotropic radial flow and anisotropic directed flow one has to subtract shadowing from the analysis of experimental data.

**Acknowledgements.** We are thankful to L. Csernai, P. Danielewicz, H. Stöcker, D. Strottman, S. Voloshin, H. Wolter and N. Xu for the interesting discussions and fruitful comments. This work was supported in part by the Bundesministerium für Bildung und Forschung (BMBF) under contract 06TÜ887.

## REFERENCES

- [1] H. Stöcker and W. Greiner, Phys. Rep. **137**, 277 (1986).
- [2] W. Reisdorf and H.G. Ritter, Annu. Rev. Nucl. Part. Sci. **47**, 663 (1997).
- [3] P. Danielewicz, Nucl. Phys. **A661**, 82c (1999).
- [4] J.-Y. Ollitrault, Phys. Rev. D **46**, 229 (1992); Nucl. Phys. **A638**, 195c (1998).
- [5] C.M. Hung and E.V. Shuryak, Phys. Rev. Lett **75**, 4003 (1995).
- [6] L.V. Bravina, L.P. Csernai, P. Lévai, and D. Strottman, Phys. Rev. C **50**, 2161 (1994);  
L.V. Bravina, N.S. Amelin, L.P. Csernai, P. Lévai, and D. Strottman, Nucl. Phys. **A566**, 461c (1994).
- [7] H. Sorge, Phys. Lett. B **402**, 251 (1997); Phys. Rev. Lett. **78**, 2309 (1997).
- [8] H. Heisenberg and A.-M. Levy, Phys. Rev. C **59**, 2716 (1999).
- [9] L.P. Csernai and D. Röhrich, Phys. Lett. B **458**, 454 (1999).
- [10] J. Brachmann *et al.*, Phys. Rev. C **61**, 024909 (2000).
- [11] S. Voloshin and Y. Zhang, Z. Phys. C **70**, 665 (1996).
- [12] S.A. Voloshin, Phys. Rev. C **55**, R1630 (1997).
- [13] A.M. Poskanzer and S.A. Voloshin, Phys. Rev. C **58**, 1671 (1998).
- [14] J. Barrette *et al.*, E877 Collab., Phys. Rev. C **56**, 3254 (1997);  
S.A. Voloshin for the E877 Collab., Nucl. Phys. **A638**, 455c (1998).
- [15] H. Appelshäuser *et al.*, NA49 Collab., Phys. Rev. Lett. **80** (1998) 4136.
- [16] N.S. Amelin, L.V. Bravina, L.I. Sarycheva, and L.N. Smirnova, Sov. J. Nucl. Phys. **50**, 1058 (1989);  
N.S. Amelin and L.V. Bravina, Sov. J. Nucl. Phys. **51**, 133 (1990);  
N.S. Amelin *et al.*, Phys. Rev. C **47**, 2299 (1993).
- [17] L.V. Bravina, I.N. Mishustin, J.P. Bondorf, Amand Faessler, and E.E. Zabrodin, Phys.Rev. **C60**, 044905 (1999).
- [18] L.V. Bravina, Phys. Lett. B **344**, 49 (1995).
- [19] L.V. Bravina, E.E. Zabrodin, Amand Faessler, and C. Fuchs, Phys. Lett. B **470**, 27 (1999).
- [20] L.V. Bravina, Amand Faessler, C. Fuchs, and E.E. Zabrodin, Phys. Rev. C (to be published) (nucl-th/0002045).
- [21] H. Liu, S. Panitkin, and N. Xu, Phys. Rev. C **59**, 348 (1999).
- [22] N.S. Amelin *et al.*, Phys. Rev. Lett. **67**, 1523 (1991).
- [23] L.V. Bravina *et al.*, Phys.Rev. **C60**, 024904 (1999).

# FIGURES

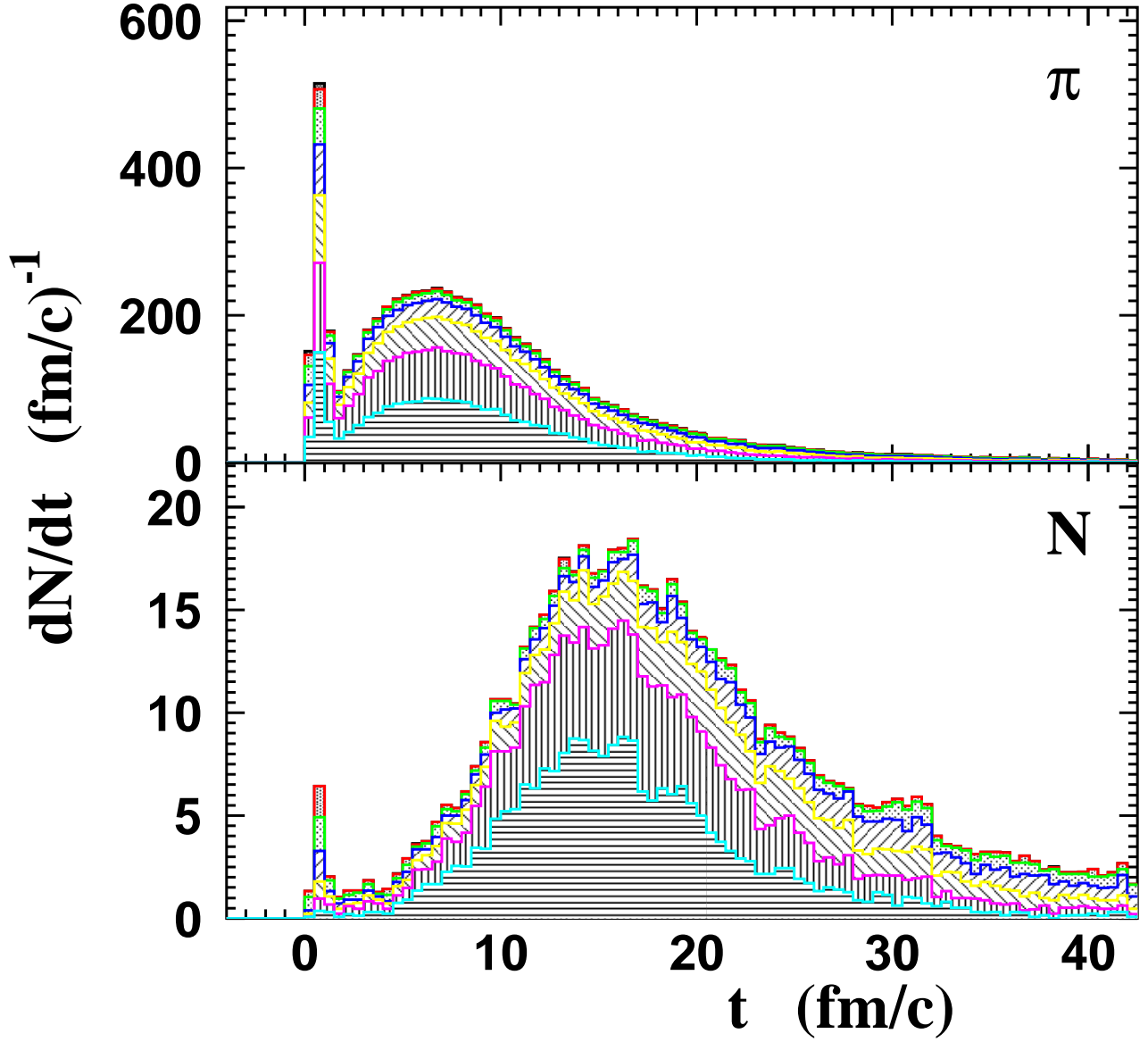


FIG. 1. Evolution of number of frozen pions (upper panel) and nucleons (lower panel) with time  $t$  in central Pb+Pb collisions at 160A GeV. Hatched areas correspond to the central-mass-frame rapidity intervals  $|y_{c.m.}| < 0.5, 1.0, \dots, 3.5$ .

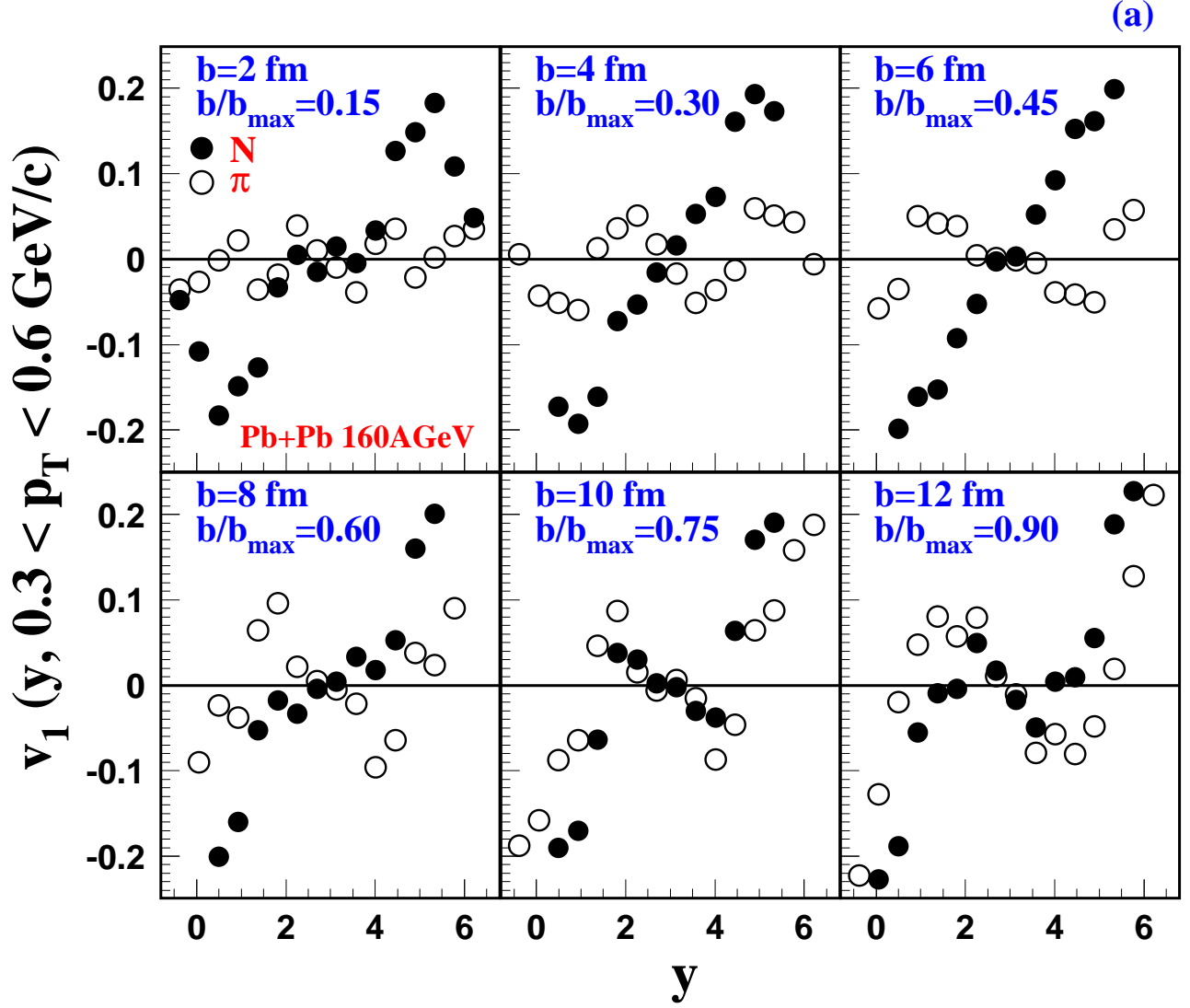
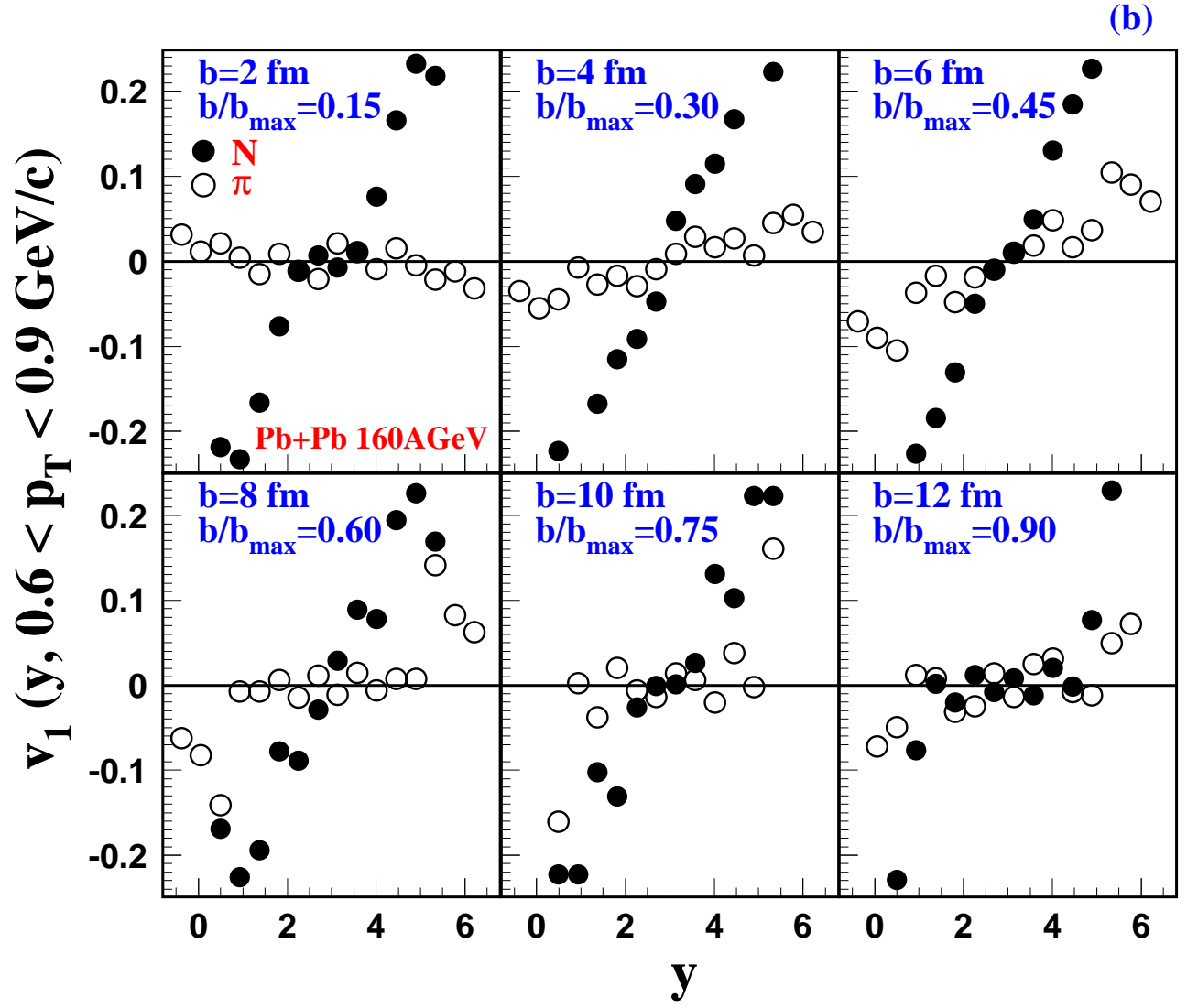


FIG. 2. (a) Centrality dependence of directed flow,  $v_1(y, \Delta p_t)$ , of nucleons (solid circles) and pions (open circles) in the transverse momentum interval  $0.3 < p_t < 0.6 \text{ GeV}/c$  in Pb+Pb collisions at 160A GeV.

(b) The same as (a) but for  $0.6 < p_t < 0.9 \text{ GeV}/c$ .





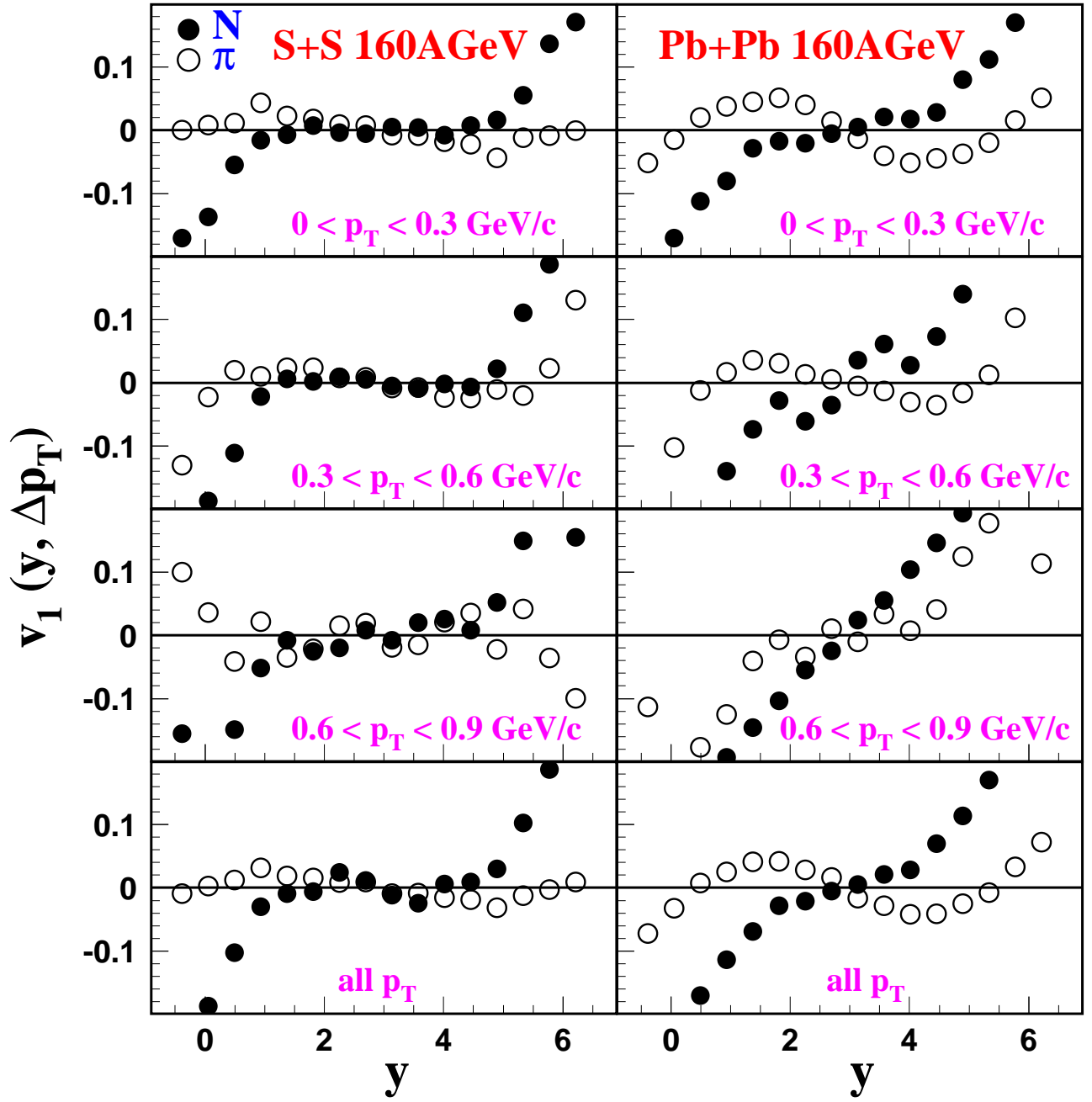


FIG. 3. Directed flow,  $v_1(y, \Delta p_t)$ , of pions (open circles) and nucleons (solid circles) in different  $p_t$  intervals in minimum bias S+S (left panels) and Pb+Pb (right panels) collisions at 160A GeV.

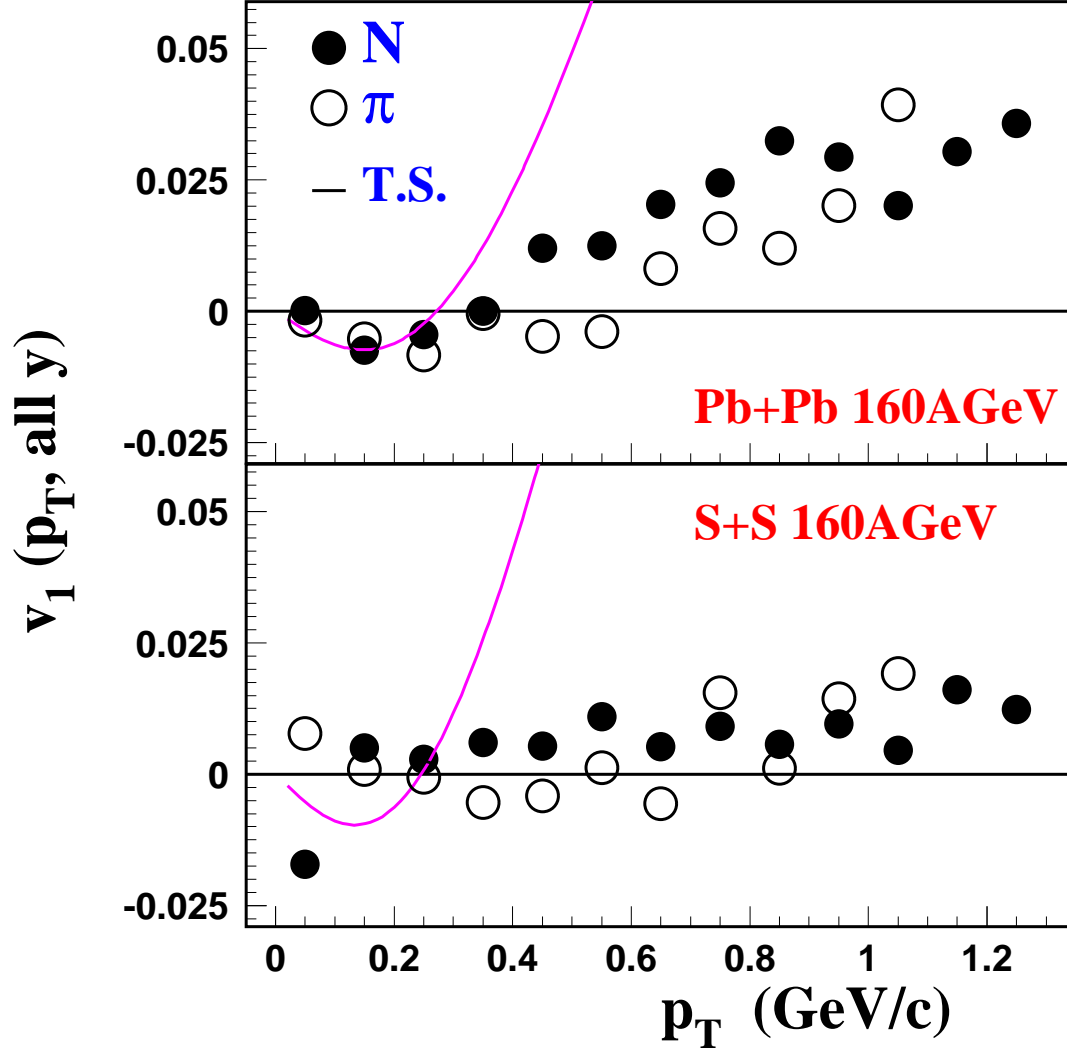


FIG. 4. Directed flow,  $v_1(p_t)$ , of pions (open circles) and nucleons (solid circles), integrated over the whole rapidity range, in Pb+Pb (upper panel) and S+S (lower panel) collisions at 160A GeV. Solid curves indicate the results of the fit of Eq. (4) to the nucleon flow in the low  $p_t$  region. See text for details.