

New Solutions to Covariant Non-equilibrium Dynamics*

Dénes Molnár and Miklos Gyulassy

Columbia University

New York, NY 10027

December 13, 2018

Abstract

New solutions of 3+1D covariant kinetic theory are presented for nuclear collisions in the energy domain $E_{cm} \sim 200$ AGeV. They are obtained using MPC, a new Monte-Carlo parton transport technique that employs very high parton subdivision that is necessary to preserve covariance. The transport results are compared with ideal hydrodynamics solutions obtained employing Cooper-Frye isotherm freeze-out prescriptions. We show that the transport evolution differs significantly from hydrodynamics. In addition, the freeze-out four-volume is shown to be sensitive to the reaction rates and deviates from both time-like and space-like freeze-out 3D hypersurfaces commonly assumed. In particular, we find that there does not exist a universal freeze-out temperature. Finally, the transverse momentum distributions are found to deviate by up to an order of magnitude from (Cooper-Frye frozen) hydrodynamics for a wide range of possible initial conditions and reaction rates at RHIC energies.

*This work was supported by the Director, Office of Energy Research, Division of Nuclear Physics of the Office of High Energy and Nuclear Physics of the U.S. Department of Energy under Contract No. DE-FG-02-93ER-40764.

1 Introduction and Conclusions

A theoretical framework to study non-equilibrium dynamics is provided by Boltzmann transport theory. The dynamical variables of this theory are the Lorentz-covariant, one-particle phase space distributions $f_i(x, p)$; while the dynamics is governed by transition probabilities $W_{c \rightarrow c'}$, which are Lorentz-covariant functions of the particle momenta. The theory, while not exact, is rather general. First, it is not restricted to particular particle types. The particles could be partons, hadrons, or molecules. Second, the reaction rates that specify the dynamics are also unrestricted in their origin. For example, the rates could emerge from an effective quantum field theory or Newtonian mechanics. The primary limitation of the theory is the neglect of dynamical correlations (one-body truncation of the formal BBGKY hierarchy[1]) and the inability, without additional classical fields, to model phase transition dynamics.

We consider here the simplest form of Lorentz-covariant Boltzmann transport theory in which the on-shell phase space density, $f(x, \mathbf{p})$, evolves with an elastic $2 \rightarrow 2$ rate as[2, 3, 4]:

$$p_1^\mu \partial_\mu f(x, \mathbf{p}_1) = S(x, \mathbf{p}_1) + \int_2 \int_3 \int_4 [f(x, \mathbf{p}_3) f(x, \mathbf{p}_4) - f(x, \mathbf{p}_1) f(x, \mathbf{p}_2)] \times W_{12 \rightarrow 34} \delta^4(p_1 + p_2 - p_3 - p_4) \quad (1)$$

Here W is the square of the scattering matrix element, and the integrals are shorthands for $\int_i \equiv \int \frac{g d^3 p_i}{(2\pi)^3 E_i}$, where g is the number of internal degrees of freedom. The initial conditions are specified by a source function, $S(x, \mathbf{p})$, which we discuss later in section 2. For our applications below, we interpret $f(x, \mathbf{p})$ as describing an ultra-relativistic massless gluon gas with $g = 16$ (8 colors, 2 helicities).

Recall several important properties of eq. (1). First, the particle number current and the energy-momentum tensor are given by

$$N^\mu(x) \equiv \int \frac{d^3 p}{(2\pi)^3 E} p^\mu f(x, \mathbf{p}) \quad (2)$$

$$T^{\mu\nu}(x) \equiv \int \frac{d^3 p}{(2\pi)^3 E} p^\mu p^\nu f(x, \mathbf{p}) . \quad (3)$$

With these definitions, particle number and energy-momentum conservation *follow* from eq. (1) (when the source term $S(x, \mathbf{p}) = 0$). Second, there is a

class of fixed points, called *global equilibria*, which are phase space densities of the form

$$f(x, \mathbf{p}) = \frac{g}{(2\pi)^3} \exp \left[\frac{\mu - p_\mu u^\mu}{T} \right] , \quad (4)$$

where u_μ is a constant four-vector that specifies a global flow velocity, while T and μ correspond to the constant temperature and chemical potential. Furthermore, the *H-theorem*[1] states that the Boltzmann transport equation drives the system towards global equilibrium.

Despite its relatively simple form, the Boltzmann equation is nonlinear with very few known analytic solutions. Until recently, progress to obtain even numerical solutions has been hampered by its numerical complexity. The rapid increase in computational power has finally made it possible to break through this barrier. For nuclear collision applications, new numerical algorithms are being developed, tested and made available via the World Wide Web under a new Open Standard for Codes and Routines (OSCAR)[5]. The present work is a further step in that development.

For nuclear collisions at SPS energies $\sqrt{s} \leq 20$ AGeV, numerical solutions of hadronic transport models have been available for some time[6]. However, for higher collider energies, the emergence of massless partonic degrees of freedom creates the technical challenge of how to retain Lorentz covariance. In this paper we present results based on a new numerical technique, MPC0.1.2 [4], that provides reliable solutions in this ultra-relativistic regime.

The difficulty of the analytic treatment of the Boltzmann transport equation, has forced workers in the past to make strong simplifying assumptions. A common simplification has been to ignore the general non-equilibrium problem and to postulate that *local equilibrium* is maintained at all times. In the framework of the Boltzmann transport theory, this choice corresponds to substituting a local equilibrium ansatz in place of the fixed point global equilibria. Allowing (u_μ, T, μ) to vary with the coordinate x^μ , this ansatz corresponds to

$$f(x, \mathbf{p}) = \frac{g}{(2\pi)^3} \exp \left[\frac{\mu(x) - p_\mu u^\mu(x)}{T(x)} \right] . \quad (5)$$

It is however well known that local equilibrium is *not* a solution of eq. (1). The non-linear collision term vanishes in local equilibrium, but $p^\mu \partial_\mu f \neq 0$ in general. Only in the limit when all the rates go to infinity, i.e., when the mean free path goes to zero, can the solution approach local equilibrium.

A covariant, dynamical theory can nevertheless be postulated based on the assumption of local equilibrium. That is relativistic hydrodynamics[7], which is widely used in heavy-ion physics[8, 9] to calculate observables. Assuming an equilibrium initial condition specified on a hypersurface $\Sigma_{in}^\mu(x)$, the local energy momentum and baryon number conservation laws

$$\partial^\mu T_{\mu\nu} = 0, \quad \partial^\mu N_{B,\mu} = 0 \quad (6)$$

reduce to (Euler) hydrodynamical equations under the assumptions that local chemical and thermal equilibrium are maintained and that dissipation (viscosity and thermal conductivity) can be neglected. In that case, the energy-momentum tensor and baryon current can be expressed as $T_{\mu\nu} = u_\mu u_\nu (e + p) - g_{\mu\nu} p$ and $N_{B,\mu} = u_\mu n(x)$ in terms of the local flow velocity $u_\mu(x)$, local pressure $p(x)$, local energy density $e(x)$, and local proper density $n(x)$. The equations form a closed system if, in addition, the equation of state, $e(p, n_B)$, is specified.

It is clear that the idealization of local equilibrium may apply, if at all, only in the interior of the reaction volume where the local mean free path $\lambda(x) = 1/(\sigma n(x))$ may remain small for a while as compared to the characteristic dimensions and gradients of the system, $L_\mu(x) \sim |\partial_\mu \log e(x)|^{-1}$. However, these assumptions are marginal for conditions encountered in heavy ion collisions and certainly break down near the surface region and throughout the freeze-out phase. Due to longitudinal expansion the density decreases as $1/\tau$ until $\tau \sim \sqrt{3}R$ when 3-dimensional expansion rapidly increases λ beyond L .

For small departures from local equilibrium, corrections to the ideal Euler hydrodynamic evolution can be calculated by taking the $T^{\mu\nu}$ and N_B^μ moments of an underlying kinetic theory. To first order in λ/L , the equations reduce to the Navier-Stokes equations. The solutions to Navier-Stokes depend therefore not only on the equation of state, but also on the bulk and shear viscosity and thermal conductivity transport coefficients of the medium. While such an approach has proven useful in nonrelativistic problems and in special relativistic geometries, severe problems of instability and acausality appear when extended into the ultra-relativistic domain[10].

The newly formulated, covariant, parton kinetic theory technique, MPC[4], allows us to compute the highly dissipative evolution during the densest partonic phase of the reaction in a covariant manner as well as investigate the final freeze-out dynamics. MPC is an extension of Zhang's covariant parton

cascade algorithm, ZPC[3]. Both MPC and ZPC have been extensively tested [11, 12] and compared to analytic transport solutions and covariant Euler and Navier-Stokes dynamics in 1+1D geometry. A critical new element of both these algorithms is the parton subdivision technique proposed by Pang[2, 12]. As shown in detail in section 3, rather high subdivision ~ 100 is needed to preserve Lorentz covariance numerically for massless parton evolution.

Extensions of MPC to include inelastic $2 \leftrightarrow 3$ partonic processes[13] are under development, but in this paper we use MPC in the pure elastic parton interactions mode as in ZPC[5].

The aim of this work is to calculate the sensitivity of the evolution and freeze-out of an ultra-relativistic (massless) parton system to the transport rates and initial conditions expected in Au+Au reactions at RHIC energies ($\sqrt{s} \sim 200$ AGeV). We compare the results to the (OSCAR compliant) relativistic Euler hydrodynamic code developed by Rischke and Dumitru [5, 14]. An ideal gas ($e = 3p$) equation of state is used in that analysis. This work extends refs. [11, 15], focusing on the freeze-out problem in 3+1D Bjorken expansion. It is less ambitious than for example ref. [15] by limiting the study to massless partons. This avoids introducing yet further complications due to dissipative hadronization and hadronic transport effects. The initial conditions are taken from the HIJING multiple mini jet generator[5, 16].

One of the main results of this work is shown in Fig. 1. To test whether the hydrodynamic assumption of local equilibrium is justified by transport theory, we have followed the evolution both for the Boltzmann eq. (1) and Euler hydrodynamics from the *same* RHIC initial condition from [16]. (See section 5 for details of the simulations). Fig. 1 shows the final, experimentally observable p_{\perp} -distributions divided by the thermal initial distribution. We find that there is an order of magnitude difference between transport and hydrodynamic solutions at *both* low and at high p_{\perp} for realistic (\sim few mb) gluonic cross sections. The difference is still a factor of two to three even for a physically extreme, 15mb, cross section. This latter curve is equivalent¹ to a solution for 3mb cross section with five times higher[17] initial density than expected with HIJING. In addition, increasing the radius of the initial Bjorken cylinder from 2 to 6 fm does not reduce the discrepancy between the covariant transport solutions and those of hydrodynamics. Therefore, large deviations from local equilibrium and hence hydrodynamics are to be expected for possible initial conditions at RHIC.

¹ The equivalence is due to the scaling property of eq. (1) explained in section 3.

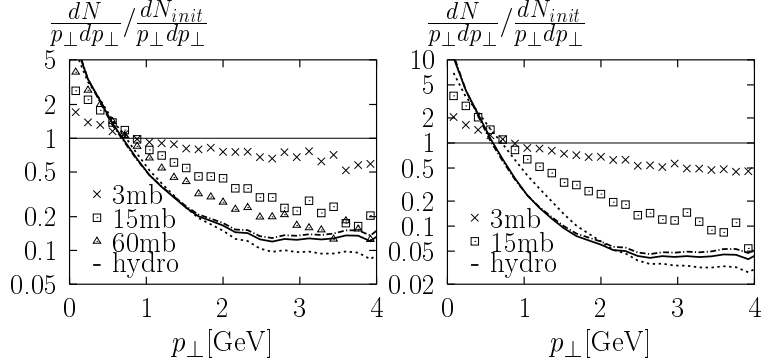


Figure 1: The left figure shows the freeze-out p_{\perp} -distributions relative to the *initial* ($T_0 = 500$ MeV) p_{\perp} -distribution from an initial radius $R_0 = 2$ fm for the cascade with $\sigma = 3, 15, 60$ mb, and for ideal hydrodynamics with Cooper-Frye freeze-out with freeze-out temperatures $T_f = 100$ MeV (dashed-dotted line), 130 MeV (thick solid line), and 200 MeV (dotted line). The right figure shows the same but for an initial radius $R_0 = 6$ fm with cross sections 3 and 15 mb.

This conclusion reinforces the results of ref. [11], where it was shown that large deviations even from the Navier-Stokes evolution in 1+1D Bjorken expansion are expected for initial densities up to four times higher than predicted by the HIJING model[16].

A second main result of this work is illustrated in Fig. 2. This shows that high hydrodynamic freeze-out temperatures that would be needed to “fit” the transport solutions are, however, inconsistent with the space-time freeze-out distributions of covariant transport theory. Unlike the “sharp” space-time freeze-out particle distributions commonly assumed using the Cooper-Frye freeze-out prescription, the transport theory freeze-out volume is four-dimensional. Particles freeze out over a large four-volume that forms a wedge-like freeze-out region in the $\tau - R$ plane. This freeze-out distribution depends strongly on the microscopic reaction rates (higher rates lead to a later freeze-out). It is *not* possible to tune the Cooper-Frye freeze-out temperature to reproduce the cascade freeze-out distributions. Though one can arrange that the Cooper-Frye freeze-out curve follows more-or-less the ridge, the transport distribution *along* that ridge is not correctly reproduced by hydrodynamics. In particular, hydrodynamic freeze-out surfaces with a time-like section result in unphysical spikes in the $dN/d\tau$ distribution which are not present in the transport theory calculations. These spikes arise when the freeze-out temperature is such that the interior of the system freezes

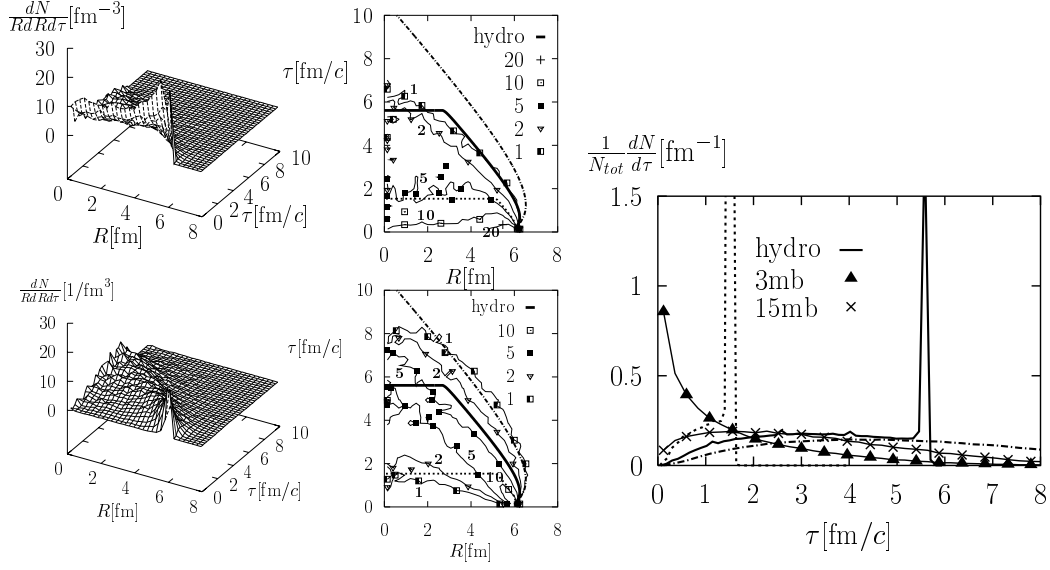


Figure 2: The left column shows the transverse coordinate and proper time distribution, $\frac{dN}{RdRd\tau}$, of freeze-out coordinates. Top row corresponds to $\sigma = 3\text{mb}$ and bottom row to 15mb . The initial Bjorken cylinder radius is $R_0 = 6\text{fm}$ in both cases. The middle column shows contour plots corresponding to the left column. The thick lines show Cooper-Frye isotherms: $T_f = 100\text{MeV}$ (dashed-dotted line), 130MeV (thick solid line), and 200MeV (dotted line). The right figure compares the proper time freeze-out distribution, $\frac{1}{N_{tot}} \frac{dN}{d\tau}$, for the different cases.

out due to longitudinal Bjorken expansion (see subsection 5.2 for further discussion).

In summary, our results show that for a rather wide range of initial conditions at RHIC energies, the evolution of the system deviates strongly from local equilibrium throughout the 3+1D evolution. The space-time four-volume of freeze-out, even for the largest ($R \sim 6\text{ fm}$) nuclei, does not resemble a time-like surface. In addition, the observable transverse momentum spectra are very sensitive to the microscopic reaction rates. These results indicate that while hydrodynamics is a useful model to explore possible collective dynamics in nuclear collisions, the interpretation of experimental observables must take into account the finite transition probabilities $W_{\{i\} \rightarrow \{j\}}$ that govern the non-equilibrium evolution. Fortunately, numerical techniques such as MPC and ZPC are now readily available[5]. Experimentally, the A , E_{cm} , and multiplicity dependence of the observables provides the best way to measure these effective reaction rates in the ultra-dense matter form in nuclear collisions.

2 Covariant Parton Transport Theory

Eq. (1) is the simplest form of classical Lorentz-covariant Boltzmann transport theory. In principle, the transport equation could be extended for bosons with the substitution $f_1 f_2 \rightarrow f_1 f_2 (1 + f_3)(1 + f_4)$ and a similar one for $f_3 f_4$ (where we used the short-hand $f_i \equiv f(x, \mathbf{p}_i)$). In practice, no covariant algorithm yet exists to handle such nonlinearities. We therefore limit our study to quadratic dependence of the collision integral on f .

The elastic gluon scattering matrix elements in dense parton systems are typically of the Debye-screened form: $d\sigma/dq^2 \approx (9\pi\alpha_s^2/2)/(q^2 + \mu^2)^2$, which favors small angle scattering[11]. However, the relevant transport cross section is $\sigma_t = \int d\sigma \sin^2 \theta_{cm} \approx (9\pi\alpha_s^2/2s) \log(s/4\mu^2)$, where $s \approx 17T^2$. In order to maximize the equilibration rate for a fixed cross section, we take here an *isotropic* differential cross section in the center-of-mass frame instead. We further assume an energy-independent cross section with a threshold specified by μ^2 , i.e., our solutions therefore correspond to the microscopic dynamics specified by the following idealized model

$$d\sigma = \Theta(s^2 - \mu^2) \frac{\sigma_0}{4\pi} d\Omega \quad . \quad (7)$$

The transport cross section is $2\sigma_0/3$ in this case.

It is important to emphasize that while the cross section suggests a geometrical picture of action over finite distances, we use eq. (7) only as a convenient parametrization to describe the effective *local* transition probability, W . In the present study this is simply modelled as $dW/d\Omega = s d\sigma/d\Omega$. The particle subdivision technique (see next section) needed to recover covariance removes all notion of non-locality in this approach, just like in hydrodynamics. Thus, the cross sections, e.g., 60mb, used in the present study to simulate rapid local changes of the phase space density in no way imply that distances bigger than 1fm play any role.

With the above cutoff μ , freeze-out of a test particle can arise in two different ways: either the system becomes too *dilute*, i.e., $1/n\sigma_0 \gg L$, or the system *cools* down and the threshold suppresses further interactions. By construction, the possibility for the latter case occurs along an isotherm, $T_f \approx \mu/\sqrt{17}$. With eq. (7), we can therefore study the influence of dissipative phenomena by varying the two scales, σ_0 and μ^2 . The evolution was performed with $\sigma_0 = 3, 15, 30, 60, 121\text{mb}$ and $\mu = 0, 0.1, 0.5\text{GeV}$.

The initial condition was taken to be a longitudinal boost invariant Bjorken cylinder in local thermal and chemical equilibrium at temperature $T(\tau_0) =$

500MeV at proper time $\tau_0 = 0.1\text{fm}/c$ as by fitting the gluon mini-jet transverse momentum spectrum predicted by HIJING[16]. In order to compare to hydrodynamics, we assume that the transverse density distribution is uniform up to a radius $R_0 = 2, 4, 6, 8\text{fm}$. The pseudo-rapidity $\eta \equiv 1/2 \log((t+z)/(t-z))$ distribution was taken as uniform between $|\eta| < 5$. Since we want to compare to chemically and thermally equilibrated hydrodynamics², the equilibrium initial gluon density was taken for this $T(\tau_0)$ to be

$$n_{\eta,0} \equiv \left. \frac{dN}{d\eta d^2x_\perp} \right|_{\tau_0} = \frac{g}{\pi^2} T^3 \tau_0 \approx 2.65\text{fm}^{-2} . \quad (8)$$

Evolutions from different initial densities can be obtained by varying the cross section only and using the scaling property explained in the next section.

3 Parton Subdivision and Scaling of Solutions

We utilize the parton cascade method to solve the Boltzmann transport equation (1). A critical drawback of all cascade algorithms is that they inevitably lead to numerical artifacts because they violate Lorentz covariance. This occurs because particle interactions are assumed to occur whenever the distance of closest approach (in the relative cm) is $d < \sqrt{\sigma_0/\pi}$, which corresponds to action at a distance. To recover the *local* character of equation (1) and hence Lorentz covariance, it is essential to use the parton subdivision technique[2, 3]. This is based on the covariance of eq. (1) under the transformation

$$f \rightarrow f' \equiv l \cdot f, \quad W \rightarrow W' \equiv W/l \quad (\sigma \rightarrow \sigma' = \sigma/l) . \quad (9)$$

As shown in ref. [12], the magnitude of numerical artifacts is governed by the diluteness of the system, $\sqrt{\sigma}/\lambda_{MFP}$ that scales with $1/\sqrt{l}$. Lorentz violation therefore formally vanishes in the $l \rightarrow \infty$ limit.

² Technically, MPC was run with an out-of-chemical-equilibrium initial gluon density $n_{\eta,0} \equiv \left. \frac{dN}{d\eta d^2x_\perp} \right|_{\tau_0} = 4/\text{fm}^2$ as obtained via HIJING including final state radiation and with cross sections $\sigma_0 = 2, 10, 20, 40, 80\text{mb}$. As explained in section 3, because of the scaling property of the solutions of the transport equation, the solutions for the chemical equilibrium initial condition are identical when the cross section is rescaled by a factor $l = 2.6505/4 \approx 1/1.509$.

3.1 Convergence with subdivision

Fig. 3 illustrates the severeness of the cascade numerical artifacts in the case of insufficient particle subdivision. The left plot in Fig. 3 shows that the parton cascade solution for the evolution of the transverse energy per unit rapidity does not converge until the subdivision factor reaches $l \sim 100$. The lack of covariance can be seen in the difference between the solutions in frames separated by 3 units of rapidity. The very fact that the cascade evolu-

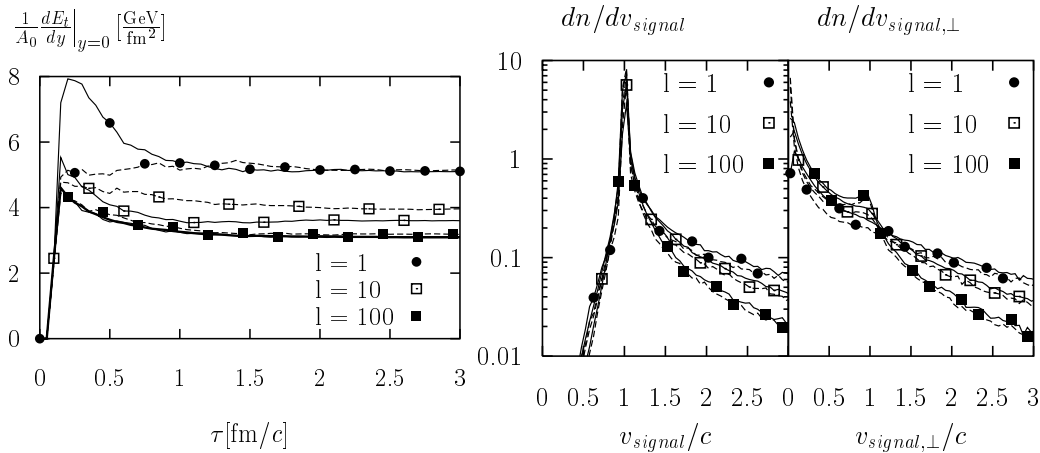


Figure 3: The left figure shows the E_t evolution at midrapidity (solid lines) for subdivision factors $l = 1, 10, 100$ from the initial condition $R_0 = 2\text{fm}$, $\sigma = 10\text{mb}$, $n_{\eta,0} = 4/\text{fm}^2$, $T_0 = \mu = 0.5\text{GeV}$, $\tau_0 = 0.1\text{fm}/c$. The dashed curves are for the same initial condition but all particles were boosted longitudinally by 3 units of rapidity and dE_t/dy was computed at $y = 3$. Though not visible, the curve for $l = 400$ falls on top of the $l = 100$ curve. The right plots show the normalized distribution of the signal propagation velocity averaged over the full evolution.

tion is different for different particle subdivisions means that the subdivision covariance (9) is itself violated by the cascade algorithm. Nevertheless, both Lorentz and subdivision covariance is recovered when l is sufficiently large.

The large overshoot in the dE_t/dy evolution is a result of the superluminal signal propagation speed inherent to the cascade algorithm. A cascade particle can influence almost *instantaneously* another cascade particle that is within the interaction range, $r_\sigma \equiv \sqrt{\sigma/\pi}$. In a very dense system, a “chain” of almost instantaneous interactions can occur causing long range superluminal artifacts.

As a measure of the signal propagation speed in a non-local collision in

the cascade we define

$$\mathbf{v}_{signal} \equiv \frac{\mathbf{x}_{partner}(t = t_{collision}) - \mathbf{x}_{particle}(t = t_{last\ collision})}{t_{collision} - t_{last\ collision}} . \quad (10)$$

Analytically, the deviation of the signal propagation speed from the speed up light can be roughly approximated by

$$\Delta v_s = \frac{r}{t} , \quad (11)$$

where t is the time between the collision and the previous collision, while r is the distance between the colliding particles at the time of the collision ($r < r_\sigma$). This is a pessimistic estimate that maximizes the deviations. Assuming that subsequent collisions are uncorrelated, t follows a Poisson distribution³

$$P(t) \equiv \frac{dn}{dt} = \frac{1}{\lambda} \exp(-t/\lambda) . \quad (12)$$

Hence the distribution of Δv_s (with r fixed) is

$$P(\Delta v_s) \equiv \frac{dn}{d\Delta v_s} = \frac{dn}{dt} \frac{dt}{d\Delta v_s} = \frac{r}{(\Delta v_s)^2 \lambda} \exp\left(-\frac{r}{|\Delta v_s| \lambda}\right) . \quad (13)$$

Particle subdivision reduces r_σ as $r_\sigma(l) = r_\sigma(1)/\sqrt[l]{l}$. Hence, in the large subdivision limit, the subluminal and superluminal tails of the signal velocity distribution scale as a power law

$$P(\Delta v_s) \sim \left(\frac{v_0/\sqrt[l]{l}}{\Delta v_s}\right)^2 , \quad v_0 \equiv \sqrt{\frac{r}{\lambda}} , \quad (14)$$

i.e., the distribution gets narrower as $P_l(\Delta v_s) \sim P_1(\Delta v_s \sqrt[l]{l})$.

The “measured” cascade distributions of the magnitude of the signal propagation speed, dn/dv_s , as defined via (10), and the magnitude of its transverse component, $dn/dv_{s,\perp}$, are shown in Fig. 3. Though the distribution of v_s is strongly peaked at $v_s = c$, both super- and subluminal propagation are present. While increasing particle subdivision decreases the deviations from the exact propagation speed c , convergence is slow. Even for a subdivision of 100, 13% of the collisions correspond to a signal propagation

³ The scaling (9) leaves the mean free path λ invariant.

velocity larger than $1.5c$. One must keep in mind that Fig. 3 shows the distribution of the signal propagation speed measured over the length and time scale of a single collision. On larger scales, the deviation is reduced because the large scale signal velocity is the sum of many small scale signal velocities.

In summary we demonstrated that the numerical artifacts due to Lorentz violation and acausality are reduced by subdivision and the cascade solution converges as l increases. In the $l \rightarrow \infty$ limit the cascade technique gives the correct numerical solution of the transport eq. (1). In practice, rather high subdivisions were found necessary to recover covariance. We could explore convergence up to $l = 800, 200, 150$ and 100 , for $R_0 = 2, 4, 6$ and 8fm with the workstations available to us.

3.2 Scaling of the transport solutions

Subdivision covariance (9) actually implies that the transport equation has a broad dynamical range, and the solution for any given initial condition and transport property immediately provides the solution to a broad band of suitably scaled initial conditions and transport properties. This is because solutions for problems with l times larger the initial density, $dN/d\eta d^2x_\perp$, but with one l -th the reaction rate can be mapped to the original ($l = 1$) case for *any* l . We must use subdivision to eliminate numerical artifacts. However, once that is achieved, we have actually found the solution to a whole class of suitably rescaled problems.

The dynamical range of the transport eq. (1) is further increased by its covariance under coordinate rescaling

$$f(x, \mathbf{p}) \rightarrow f'(x, \mathbf{p}) \equiv f\left(\frac{x}{l_x}, \mathbf{p}\right), \quad W \rightarrow W' \equiv \frac{W}{l_x} . \quad (15)$$

This is a simultaneous rescaling of space-time *and* the transition probability. In addition, there is also a covariance under rescaling of the momenta

$$f(x, \mathbf{p}) \rightarrow f'(x, \mathbf{p}) \equiv l_p^{-3} f\left(x, \frac{\mathbf{p}}{l_p}\right), \quad W(\{p_i\}) \rightarrow W'(\{p_i\}) \equiv l_p^2 W\left(\left\{\frac{p_i}{l_p}\right\}\right) \quad (16)$$

such that the particle density is again unchanged. This scaling also implies a rescaling of the mass $m \rightarrow m' = m/l_p$. Combining the three scaling

transformations, we find covariance of the transport theory under

$$f(x, \mathbf{p}) \rightarrow f'(x, \mathbf{p}) \equiv l_p^{-3} l f\left(\frac{x}{l_x}, \frac{\mathbf{p}}{l_p}\right), \quad W(\{p_i\}) \rightarrow W'(\{p_i\}) \equiv \frac{l_p^2}{l_x l} W\left(\left\{\frac{p_i}{l_p}\right\}\right) \quad (17)$$

In our calculation using MPC, we vary the physical parameters: σ , μ , T_0 , R_0 , τ_0 , and $n_{\eta,0} \equiv dN/d\eta d^2x_\perp|_{\tau_0}$ (the rapidity interval $\eta_{max} = 5$ was fixed). Keeping in mind that

$$n_\eta \equiv \left. \frac{dN}{dy d^2x_\perp} \right|_\tau = \int d^2p_\perp d\eta m_t \text{ch}(y - \eta) \tau f(\mathbf{x}_\perp, \eta, \tau, \mathbf{p}_\perp, y)$$

and

$$\sigma(p_1, p_2) \sqrt{(p_1 \cdot p_2)^2 - m_1^2 m_2^2} = \int_{34} W_{12 \rightarrow 34} \delta^4(p_1 + p_2 - p_3 - p_4) \ ,$$

covariance under the transformation (17) implies that once the solution for a particular choice of these parameters is known, then the solution is known for any other choice of the parameters which are related to the original via

$$\begin{aligned} \sigma' &= l_x^{-1} l^{-1} \sigma \ , \quad n'_{\eta,0} = l_x l n_{\eta,0} \\ T'_0 &= l_p T_0 \ , \quad \mu' = l_p \mu \\ R'_0 &= l_x R_0 \ , \quad \tau'_0 = l_x \tau_0 \ . \end{aligned} \quad (18)$$

Therefore, we can scale one solution to others provided that μ/T_0 , R_0/τ_0 , and $\sigma n_{\eta,0} \sim \tau_0/\bar{\lambda}_{MFP}$ remain the same. For example, three times the density with one-third the cross section leaves all three parameters the same, hence the results can be obtained via scaling without further computation. Table 1 shows sets of the three ratios that we mapped out via MPC.

4 Freeze-Out

4.1 Hydrodynamic Freeze-Out Problem

In section 1 we argued that hydrodynamics cannot be valid during the complete evolution in nuclear collisions because the assumption of local equilibrium breaks down. Thus, in spite of its appeal, hydrodynamics cannot be compared with measurements without *additional* model assumptions needed

μ/T_0	R_0/τ_0	$\sigma n_{\eta,0}$	μ/T_0	R_0/τ_0	$\sigma n_{\eta,0}$	μ/T_0	R_0/τ_0	$\sigma n_{\eta,0}$
0	20	4	1	6	4	1	40	8
0	40	4	1	8	4	1	40	16
0.2	20	4	1	20	0.8	1	60	0.8
0.2	40	4	1	20	4	1	60	4
1	2	0.8	1	20	8	1	80	0.8
1	2	4	1	20	16	1	80	4
1	2	16	1	40	0.8			
1	4	4	1	40	4			

Table 1: Solutions for the above sets of parameters were computed via MPC for the present study.

to specify when and how it breaks down. The problem of determining those extra model assumptions is the so-called freeze-out problem.

For application to nuclear collisions, freeze-out cannot be formulated as an expansion in λ/L since by definition it occurs when that ratio exceeds unity. Hence, even the Navier-Stokes hydrodynamics is inadequate to solve the freeze-out problem.

A common freeze-out prescription is to assume the validity of ideal hydrodynamics up to a "sharp" 3D freeze-out hypersurface, $\sigma^\mu(x)$. Assuming that all interactions suddenly cease on that hypersurface, the final (frozen-out) invariant differential distribution of particles is then computed via the Cooper-Frye formula[18]:

$$EdN = \frac{d^3p}{(2\pi)^3} d\sigma^\mu(x) p_\mu f(x, \mathbf{p}) \quad . \quad (19)$$

Here $d\sigma^\mu(x)$ is the normal vector to the 3D freeze-out hypersurface at the point x , while $f(x, \mathbf{p})$ is assumed to be in local equilibrium and hence, for classical particles, given by eq. (5). While this prescription is covariant and appealingly simple, it suffers from several well known problems[9, 19]:

First, because the hydrodynamical solutions do not contain dynamical information needed to compute the freeze-out hypersurface, the assumed one is simply an *ad hoc* external constraint. It is usually parameterized in terms of a few physically "reasonable" parameters, the most common being a freeze-out isotherm $T(\sigma^\mu) = T_f$ or freeze-out energy density e_f . It is not possible to estimate the errors introduced by such a prescription.

Second, the Cooper-Frye formula allows negative contributions to the measurable particle yields[20, 21, 22]. This can be circumvented by a simple prescription whereby the integration measure in eq. (5) is replaced by $\Theta(d\sigma^\mu p_\mu)$. It is now known how to satisfy energy-momentum and baryon number conservation across the hypersurface[21, 23]. However, this prescription still relies on the existence of a sharp 3D freeze-out surface.

Finally, while an idealized sharp freeze-out surface may be adequate for applications to quasi-stationary macroscopic systems, it cannot be justified in expanding mesoscopic systems in which L/λ is never large. The very fact that such systems do freeze-out i.e., $\lambda(\sigma) > L$, means that the solution to freeze-out problem must entail *global* information as the system becomes more and more dilute. Furthermore, there is no way to justify the neglect of final state interactions during freeze-out stage of the reactions while expansion and rarefaction are causing the system to depart from local equilibrium.

In ref. [24] a continuous emission hydrodynamical freeze-out model was proposed to overcome some of these problems. The global information relevant to freeze-out in that model is taken there as the Glauber escape probability

$$P(x, p) = \exp \left(- \int_{\tau}^{\tau_{out}} d\tau' \sigma v_{rel} n(x(\tau')) \right) . \quad (20)$$

This formula reveals clearly the highly non-local character of the freeze-out problem. At any point in spacetime, x^μ , the line integral runs over the future trajectory and therefore is exponentially sensitive to the future evolution of the system. This leads to a formidable self consistency problem. For special geometries such as Bjorken boost invariant expansion, a rough estimate of P can be made using the approximate scaling Bjorken hydrodynamic solution

$$n(x(\tau)) = \frac{\tau_0}{\tau} n(x(\tau_0)) \Theta(R^2 - (\mathbf{x}_\perp + \mathbf{v}_\perp \tau)^2) . \quad (21)$$

Together with the Glauber straight line trajectory, this leads to the characteristic power law survival probability

$$P \sim \left(\frac{\tau}{\tau_{out}} \right)^{\sigma \tau_0 n(\tau_0)} , \quad (22)$$

that also appears, e.g., in the J/ψ suppression problem[25]. While eq. (20) captures essential global physics of freeze-out, it is not complete since before freeze-out the trajectories cannot be straight if local equilibrium is maintained via the assumed hydrodynamic equations. Also, in the surface region where $P \sim 1/2$ neither hydrodynamics nor eikonal dynamics applies.

The solution to the freeze-out problem in classical mechanics is given by microscopic transport theory. A hybrid approach that partially reaches that end was proposed in ref. [26], which combines partonic hydrodynamics with hadronic transport theory. In that approach, hydrodynamics is assumed to hold up to only some *intermediate* critical temperature hypersurface, $T(\sigma_{int}^\mu) = T_c > T_f$, on which the fluid is converted to hadrons via the Cooper-Frye formula. Subsequent evolution of the hadronic system is then calculated by solving the hadronic transport theory as encoded in UrQMD. As noted in ref. [24], the freeze-out surface is actually a diffuse four-volume, and in addition different hadronic species freeze out over different four-volume domains. This sequential freeze-out leads to strong observable correlations such as the mass dependence of final transverse spectra. The main limitation (and/or advantage) of the above hybrid model[27] is the need to assume the validity of hydrodynamics in the dense partonic phase of the collision. It is advantageous in that possible collective effects due to the quark-gluon confinement transition can be explored with hydrodynamics using “realistic” equations of state. It is disadvantageous in that it is far from clear that local equilibrium is ever reached during the evolution. Recall [11] that dissipative effects on even global observables such as the transverse energy per unit rapidity cannot be accurately calculated using the Navier-Stokes equations.

Despite these known complications of the freeze-out problem, ideal hydrodynamics and Cooper-Frye freeze-out are still commonly used to fit experimental data using isotherm freeze-out hypersurfaces and draw inferences about the underlying dynamics. The consistency and significance of interpretations based on such fits can only be assessed by comparing detailed dynamical transport calculations to the hydrodynamic limit (see section 5).

4.2 Formal Definition for Freeze-out

An important experimental observable aspect of the space-time evolution of kinetic theory is the freeze-out distribution. In the framework of discrete parton cascade dynamics the definition of the freeze-out distribution, dN_{fo} , is the number of partons per $d^4x d^4p$ invariant phase space volume with momentum p^μ that have a collision at x but suffer no more collisions. Given the trajectories, $(\mathbf{x}_a(t), \mathbf{p}_a(t))$ or the world lines $x_a^\mu(\tau)$ of all partons a , that distribution is given by the ensemble average of the space-time coordinates, $x_{af}^\mu \equiv (t_{af}, \mathbf{x}_a(t_{af}))$, of the *last* collision together with the final outgoing

momentum, $\mathbf{p}(t_{af} + 0^+)$:

$$\frac{dN_{fo}}{d^4x d^4p} = \left\langle \sum_a \delta(t - t_{af}) \delta^3(\mathbf{x} - \mathbf{x}_a(t_{af})) \delta^4(p - p_a(t_{af} + 0^+)) \right\rangle . \quad (23)$$

Because the freeze-out times, t_{af} , are distributed over a broad time interval, dN_{fo} does *not* correspond to

$$f(x, p) = N \left\langle \int d\tau \delta^4(x - x(\tau)) \delta^4(p - p(\tau)) \right\rangle , \quad (24)$$

at any time or on any fixed 3-D hypersurface. Note that f measures the phase space density of the world lines $x^\mu(\tau)$ and their four-velocities at a single point x^μ . On the other hand, N_{fo} measures the phase space density of last scattering events, where the momentum p of a particle was last changed. Pion interferometry[28] measures the Fourier transform of N_{fo} . Note that even after integrating over the freeze-out points, the final observed momentum spectrum, $\int d^4x N_{fo}(x, p)$, is only equal to the Cooper-Frye formula if x_{af}^μ happen to lie on a sharp 3D hypersurface, $\sigma^\mu(\zeta_1, \zeta_2, \zeta_3)$. We can write the Cooper-Frye freeze-out distribution then as

$$\frac{dN_{CF}}{d^4x d^4p} = N \int d^3\zeta \delta^4(x - \sigma(\zeta)) \delta^4(p - p(\sigma(\zeta))) . \quad (25)$$

As discussed in the appendix, we can write the freeze-out distribution in terms of the solution of the Boltzmann equation as

$$\begin{aligned} E_1 \frac{dF_{fo}(x, \mathbf{p}_1)}{d^4x d^3p_1} &\equiv \left[S(x, \mathbf{p}_1) + 2 \int_{345} W_{34 \rightarrow 15} \delta^4(p_3 + p_4 - p_1 - p_5) f(x, \mathbf{p}_3) f(x, \mathbf{p}_4) \right] \\ &\times P_0(x, \mathbf{p}_1) \end{aligned} \quad (26)$$

While neither normalized nor unique, this expression provides at least a *formal* definition of the freeze-out distribution for the Boltzmann equation solely in terms of the phase space distribution, $f(x, \mathbf{p})$, and the assumed transition probabilities $W_{ij \rightarrow kl}$.

5 Numerical Results

5.1 Kinetic versus Hydrodynamic Evolution

In order to compare transport and hydrodynamic calculations it is essential to eliminate as many model differences as possible. For example, both the hydrodynamic model and the kinetic theory should have the same degrees of freedom, the same equation of state, and the same initial conditions. Eq. (1) describes a gas that in thermal equilibrium has the equation of state $e = 3p$, if the partons are massless. We therefore used this ideal gas equation of state in the hydrodynamical simulations. Also, since eq. (1) describes Boltzmann classical particles, we must also use the classical distribution (5) in the Cooper-Frye formula. We also chose the transport initial condition to be locally thermal, since hydrodynamics is limited to such initial conditions.

The hydrodynamic algorithm used[14] is furthermore designed for particles without a conserved charge, i.e., the particle number changes as dictated by chemical equilibrium. The algorithm solves the energy-momentum conservation equation to obtain the energy density, pressure and flow evolution. Then, instead of the charge conservation equation, it exploits the relation between density, particle mass, and temperature in chemical equilibrium to compute the freeze-out particle distribution. It is important to note therefore that eq. (1) with *elastic* collisions has the same hydrodynamic limit as the hydrodynamic model only if the partons are massless. This is because ideal hydrodynamics conserves entropy[29] and for massless particles in thermal and chemical equilibrium entropy conservation is equivalent to particle number conservation⁴. For massive particles, we would have to compare transport to hydrodynamics with particle conservation. Conversely, we would need to supplement eq. (1) to include inelastic channels, such as $2 \leftrightarrow 3$ in ref. [13], to compare to chemically equilibrated hydrodynamics. In the infinite rate limit we recover the hydrodynamic model even though we have a fixed number of particles. However, when the solution is out of equilibrium (either thermal or chemical, or both), it does make a difference whether we include particle number changing processes or not.

5.2 Coordinate space evolution

Freeze-out distributions in space-time from MPC are shown in Figs. 2 and 4. Due to the assumed cylindrical symmetry and longitudinal boost invariance, that distribution is only a function of τ and R .

⁴ Because in this case $s = 4n$.

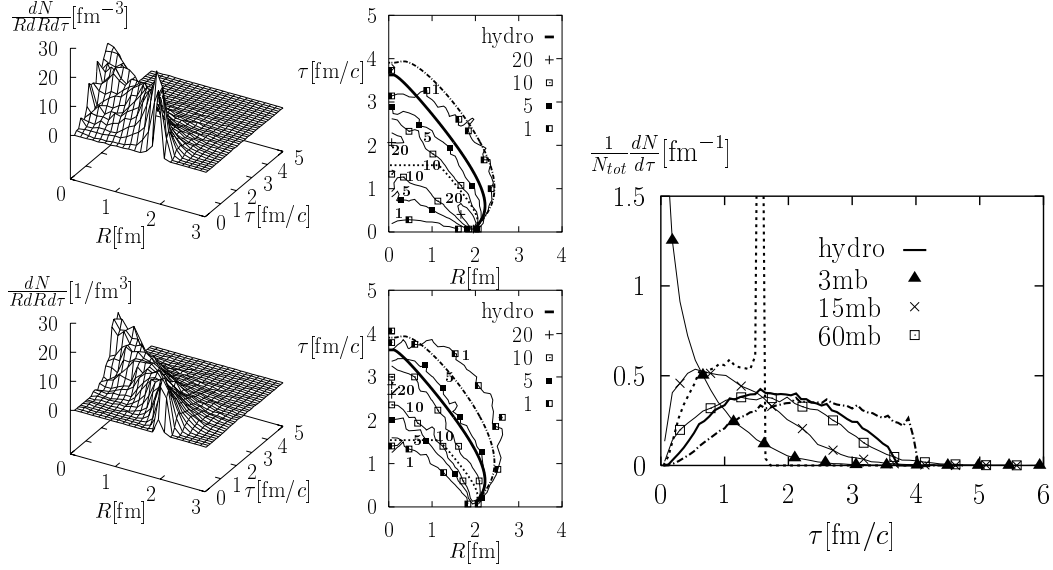


Figure 4: The left column shows the transverse coordinate and proper time distribution, $\frac{dN}{RdRd\tau}$, of freeze-out coordinates. Top row corresponds to $\sigma = 15$ mb and bottom row to 60 mb. The initial Bjorken cylinder radius is $R_0 = 2$ fm in both cases in contrast to Fig. 2, where $R_0 = 6$. The middle column shows contour plots corresponding to the left column. The thick lines show Cooper-Frye isotherms: $T_f = 100$ MeV (dashed-dotted line), 130 MeV (thick solid line), and 200 MeV (dotted line). The right figure compares the proper time freeze-out distribution, $\frac{dN}{d\tau}$, for the different cases.

Figs. 2, 4 show the freeze-out distribution for initial radii 6 fm and 2 fm resp. with $\tau_0 = 0.1$ fm/c, $T_0 = \mu = 0.5$ GeV, $n_{\eta,0} = 2.6505/\text{fm}^2$ (via scaling), $\sigma = 3, 15$, and 60 mb. For comparison, three different freeze-out isotherms are also shown from solution of ideal hydrodynamics. (We chose $\eta_m = 5$, subdivisions 800 for 2 fm, and 150 for 6 fm.)

Unlike the sharp hydrodynamic freeze-out surface, the freeze-out distribution from the cascade is a broad *wedge*. Particles originate from a hyper-volume in space-time, rather than from a hypersurface. In the top left plot (3 mb, 6 fm) in Fig. 2 the wedge moved down to $\tau = \tau_0$, which is a general feature for very low reaction rates. In the limit of a vanishing reaction rate, all particles freeze-out from $\tau = \tau_0$.

Figs. 2, 4 show that particles freeze out later with increasing microscopic rates as expected. The maximum of the wedge moves outward with increasing rates, hence no freeze-out temperature can be universal. If we tune the

freeze-out temperature to get as close as possible to the cascade freeze-out distribution, the freeze-out temperature will depend on the reaction rate.

Thus the remarkable agreement seen in the right figure of Fig. 4 between hydrodynamics with a 130MeV freeze-out temperature and the cascade with $\sigma = 60\text{mb}$ is a mere coincidence; higher rates would lead to a later freeze-out. For very high reaction rates, the 130MeV hypersurface *from the cascade* would be very close to that from hydrodynamics because the hydrodynamic evolution is the infinite reaction rate limit of the cascade evolution. But that does not mean that the freeze-out distributions are the same. On the contrary, if hydrodynamics and the cascade are close to each other at $T = 130\text{MeV}$ then we have no justification to stop the evolution and freeze out with eq. (19) because we are still in equilibrium and particles will certainly collide in the future, i.e., they have not yet frozen out.

It is *not* possible to tune the freeze-out temperature to reproduce the cascade freeze-out distribution. Though the contour plots in Figs. 2, 4 suggest that such a tuning can get the hydrodynamic freeze-out *curve* close to the *ridge of the wedge* of the cascade freeze-out distribution, that is not enough. As the $dN/d\tau$ distributions show, the resulting hydrodynamic freeze-out distribution is *not* close to the cascade distribution because one has to reproduce not only the curve given by the ridge of the wedge but *also* the exact distribution along this curve.

If the freeze-out temperature is high enough to yield a freeze-out surface with a time-like portion, we get unphysical spikes in the freeze-out distribution that are not present in the cascade calculations. This can be seen in Fig. 4 for $T_f = 200\text{MeV}$, and in Fig. 2 for $T_f = 130$ and 200MeV . For example, for $R_0 = 6\text{fm}$ with $T_f = 130\text{MeV}$, hydrodynamics produces most particles at around $\tau = 5.6\text{fm}$. This is because the inside of the cylinder follows a 1D Bjorken evolution with $T(\tau) = T_0(\tau_0/\tau)^{1/3}$ until the rarefaction wave from the boundary arrives. The rarefaction wave travels with a speed $c_s = 1/\sqrt{3}$. If the system is large enough, most of the system reaches the freeze-out temperature *before* the rarefaction wave arrives, i.e., during the 1D Bjorken evolution. With our parameters $T_0 = 0.5\text{GeV}$, $T_{fo} = 130\text{MeV}$, $\tau_0 = 0.1\text{fm}/c$ this gives a freeze-out for the *inside* of the cylinder at $\tau_{fo} = 5.6\text{fm}/c$, which is in complete disagreement with our transport theory solutions. Furthermore, it does not correspond to the infinite reaction rate limit either because in that case particles freeze out very late.

Hence the peaks in $dN/d\tau$ at $\tau = 5.6\text{fm}$ ($T_f = 130\text{MeV}$) and $\tau = 1.6\text{fm}$ ($T_f = 200\text{MeV}$) are a clear consequence of the arbitrary freeze-out prescrip-

tion using eq. (19) with isotherm freeze-out hypersurfaces. Smearing the peaks out around their maxima does not help either because that does not change the location of the peaks, while the maximum from the cascade moves outward with increasing reaction rates.

5.3 Momentum space

The freeze-out distribution in momentum space is shown in Figs. 1 and 5. Fig. 5 shows the freeze-out p_{\perp} -distribution for initial radii 2fm and 6fm, cascade cross sections 3, 15 and 60mb compared to ideal hydrodynamics with a Cooper-Frye freeze-out at temperatures $T_f = 100, 130$ and 200 MeV. As

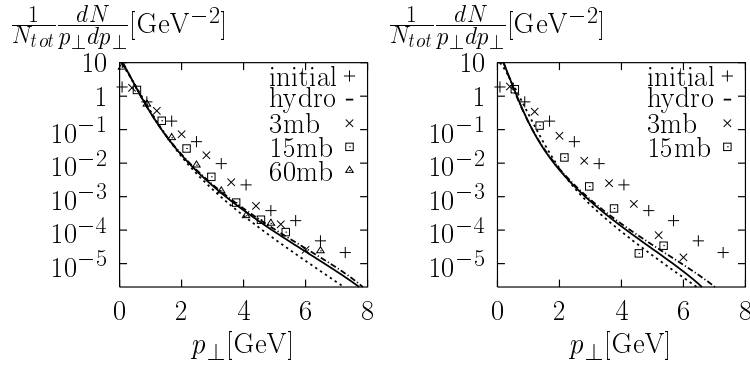


Figure 5: The left figure shows the freeze-out p_{\perp} -distributions from an initial radius $R_0 = 2\text{fm}$ for the cascade with $\sigma = 3, 15, 60\text{mb}$, and for ideal hydrodynamics with Cooper-Frye freeze-out with freeze-out temperatures $T_f = 100\text{MeV}$ (dashed-dotted line), 130MeV (thick solid line), and 200MeV (dotted line). The initial p_{\perp} -distribution is shown using pluses. The right figure shows the same but for an initial radius $R_0 = 6\text{fm}$ with cross sections 3 and 15mb.

the reaction rate increases, the small p_{\perp} -slopes rise as the system cools due to longitudinal work. The p_{\perp} -distribution seems to approach that of hydrodynamics. However, this is only an illusion on a low-resolution logarithmic plot. Fig. 1, where we plotted the final p_{\perp} spectra divided by the initial $T = 500\text{ MeV}$ thermal one, shows that there *is* a large, up to a factor of ten difference at both low ($< 0.5\text{GeV}$) and high p_{\perp} ($> 2\text{GeV}$), depending on the microscopic rates. For all the cases studied, hydrodynamics has more low- p_{\perp} particles but fewer high- p_{\perp} ones than the cascade. This is not necessarily a general feature because the assumed hydrodynamic freeze-out temperature

is an arbitrary number. A later freeze-out (lower temperature) gives a larger slope, an earlier freeze-out (higher temperature) gives a smaller one.

It is also striking that one would need rather high, $T_f \sim 300 - 450 \text{ MeV}$ freeze-out temperatures to get closer to the cascade p_\perp -spectra. We conclude that it is not possible to reproduce *both* the space-time and the momentum space transport theory freeze-out distributions with Cooper-Frye freeze-out prescription.

6 Outlook

There are many open problems in the development of covariant transport theory. The most urgent need is to develop practical convergent algorithms to incorporate inelastic $2 \leftrightarrow 3$ processes to allow studies of chemical equilibration. Preliminary work in ref. [13] indicated a rather slow convergence towards Lorentz covariance with particle subdivision. Unlike the $l^{-1/2}$ convergence in $2 \rightarrow 2$, a much slower $\sim l^{-1/5}$ convergence is expected in $2 \leftrightarrow 3$ processes even when non-local formation physics ($\Delta t > \hbar/\Delta E$) is neglected.

Also, we note that all results in this paper pertain to homogeneous initial conditions. In ref. [30], it was shown that jets induce large nonstatistical local fluctuations that may evolve in a turbulent manner. A transport study of the evolution from such inhomogeneous initial conditions would be useful to compare to the known hydrodynamic solutions.

7 Acknowledgments

We are grateful to Yang Pang and Bin Zhang for extensive discussions on transport theory and numerical cascade algorithms and their contributions to the OSCAR effort. We are also grateful to Adrian Dumitru and Dirk Rischke for discussions on hydrodynamics and use of their codes. We acknowledge useful discussions with László P. Csernai and George Bertsch on hydrodynamics and freeze-out and the Parallel Distributed Systems Facility at the National Energy Research Scientific Computing Center for providing computing resources.

References

- [1] S.R.de. Groot: *Relativistic Kinetic Theory : Principles and Applications* (North Holland, 1980).
- [2] Y. Pang, RHIC 96 Summer Study, CU-TP-815 preprint unpublished; (Generic Cascade Program) GCP documentation available at WWW site <http://rhic.phys.columbia.edu/rhic/gcp>.
- [3] B. Zhang, Comput. Phys. Commun. **109**, 193 (1998) [nucl-th/9709009].
- [4] D. Molnár, MPC0.1.2. This parton cascade code used in the present study can be downloaded from WWW at <http://nt3.phys.columbia.edu/people/molnard>.
- [5] Proceedings of Open Standards for Cascade Models for RHIC (OSCAR), BNL-64912, June 23-27, 1997, Miklos Gyulassy and Y. Pang, eds; Source codes and documentation for transport models under the OSCAR standard can be downloaded from the OSCAR WWW site <http://rhic.phys.columbia.edu/rhic/>.
- [6] M. Bleicher *et al.*, J. Phys. G **G25**, 1859 (1999) [hep-ph/9909407].
- [7] L.D. Landau, *Izv. Akad. Nauk SSSR* **17** (1953) 51.
- [8] L.P. Csernai: *Introduction to Relativistic Heavy Ion Collisions* (Wiley, 1994).
- [9] Proc. Int. Work. on Applicability of Relativistic Hydrodynamic Models in Heavy Ion Physics, ed. L.P. Csernai, Heavy Ion Physics **5** (1997) 321-474.
- [10] T. S. Olson and W. A. Hiscock, Phys. Rev. **D41**, (1990) 3687.
- [11] M. Gyulassy, Y. Pang and B. Zhang, Nucl. Phys. **A626**, (1997) 999.
- [12] B. Zhang, M. Gyulassy and Y. Pang, Phys. Rev. **C58**, (1998) 1175 [nucl-th/9801037].
- [13] Proceedings of Quark Matter '99 Int. Conference on Ultra-relativistic Nucleus-Nucleus Collisions, Torino, Italy, May 10-15, 1999, eds. L. Riccati, M. Maserà, E. Vercellin, p. 236c.

- [14] D.H. Rischke, S. Bernard and J.A. Maruhn, *Nucl. Phys.* **A595** (1995) 346; A. Dumitru and D.H. Rischke, *Phys. Rev.* **C59** (1999) 354.
- [15] B. Zhang, C. M. Ko, B. Li and Z. Lin, nucl-th/9907017.
- [16] M. Gyulassy and X. Wang, *Comput. Phys. Commun.* **83**, (1994) 307 [nucl-th/9502021].
- [17] K. J. Eskola, K. Kajantie, P. V. Ruuskanen and K. Tuominen, **B570**, 379 (2000) [hep-ph/9909456].
- [18] F. Cooper and G. Frye, *Phys. Rev.* **D10** (1974) 186.
- [19] L. P. Csernai, Z. Lázár and D. Molnár, *Heavy Ion Phys.* **5**, (1997) 467.
- [20] K.A. Bugaev, *Nucl. Phys.* **A606** (1996) 559.
- [21] C. Anderlik *et al.*, *Phys. Rev.* **C59**, (1999) 3309 [nucl-th/9806004].
- [22] V.K. Magas, *et al*, *Phys. Lett.* **B459** (1999) 33-36; *Nucl. Phys.* **A661** (1999) 596-599; *Heavy Ion Phys.* **9** (1999) 193-216.
- [23] Cs. Anderlik, Zs. Lázár, V.K. Magas, L.P. Csernai, H. Stöcker and W. Greiner, *Phys. Rev.* **C59** (1999) 388 [nucl-th/9808024].
- [24] F. Grassi, Y. Hama and T. Kodama, *Z. Phys.* **C73** (1996) 153; *Phys. Lett.* **B355** (1995) 9.
- [25] S. Gavin, M. Gyulassy and A. Jackson, *Phys. Lett.* **B207** (1988) 257.
- [26] S. A. Bass, A. Dumitru, M. Bleicher, L. Bravina, E. Zabrodin, H. Stoecker and W. Greiner, *Phys. Rev.* **C60** (1999) 021902 [nucl-th/9902062].
- [27] S. A. Bass and A. Dumitru, nucl-th/0001033.
- [28] S. S. Padula, M. Gyulassy and S. Gavin, *Nucl. Phys.* **B329** (1990) 357.
- [29] J.D. Bjorken, *Phys. Rev.* **D27** (1983) 140.
- [30] M. Gyulassy, D. Rischke, B. Zhang, *Nucl. Phys.* **A613** (1997) 397.

8 Appendix

Unlike in the cascade solution where the freeze-out distribution is trivially defined by eq. (23), in the Boltzmann equation f changes continuously and no discrete final collisions can be identified. In this appendix we propose a generalization of eq. (20) which is independent of the discrete numerical cascade picture. We motivate here a *formal* definition, eq. (26), of the freeze-out distribution using solely $f(x, \mathbf{p})$ and $W_{ij \rightarrow kl}$.

Following the notion of the "last collision", one can first compute the probability that a particle starting at a coordinate x_1^μ with momentum \mathbf{p}_1 does *not* collide any further. We know that the collision rate is given by

$$\Gamma_{coll} \equiv \frac{dN_{coll}}{d^4x}(x, \mathbf{p}_1, \mathbf{p}_2) = f_1(x, \mathbf{p}_1) f_2(x, \mathbf{p}_2) \sigma(p_1, p_2) v_{12} d^3p_1 d^3p_2, \quad (27)$$

where

$$\sigma(p_1, p_2) \equiv \int d\Gamma_3 d\Gamma_4 W_{12 \rightarrow 34} \delta^4(p_1 + p_2 - p_3 - p_4) \quad \left(d\Gamma_i \equiv \frac{d^3p_i}{E_i} \right) \quad (28)$$

and

$$v_{12} \equiv \frac{1}{E_1 E_2} \sqrt{(p_1 \cdot p_2)^2 - m_1^2 m_2^2}. \quad (29)$$

Introducing the Lorentz scalar

$$t_{12} \equiv \sqrt{(p_1 \cdot p_2)^2 - m_1^2 m_2^2}, \quad (30)$$

we have

$$\frac{dN_{coll}}{d^4x d\Gamma_1 d\Gamma_2}(x, \mathbf{p}_1, \mathbf{p}_2) = f_1(x, \mathbf{p}_1) f_2(x, \mathbf{p}_2) \sigma(p_1, p_2) t_{12}. \quad (31)$$

We know that a free particle has the phase space distribution

$$f_1(x, p) = \int_0^\infty d\tau \delta^4(x - x_1 - u_1 \tau) \delta^4(p - p_1), \quad (32)$$

where for an on-shell particle

$$\delta(p^0 - \sqrt{\mathbf{p}^2 + m^2}) = \delta(p^2 - m^2) 2\sqrt{m^2 + \mathbf{p}^2} \Theta(p_0), \quad (33)$$

i.e.,

$$\delta^4(p - p_1) = \delta^3(\mathbf{p} - \mathbf{p}_1) \delta(p^2 - m^2) 2\sqrt{m^2 + \mathbf{p}_1^2} \Theta(p_0) \quad (34)$$

and thus⁵

$$f_1(x, \mathbf{p}) = \int_0^\infty d\tau \delta^4(x - x_1 - u_1 \tau) \delta^3(\mathbf{p} - \mathbf{p}_1) \frac{\sqrt{m^2 + \mathbf{p}_1^2}}{m} . \quad (36)$$

Plugging this result into eq. (31), the probability that a free particle will not have any further collisions is⁶

$$\begin{aligned} P_0(x_1, \mathbf{p}_1) &= \exp \left(- \int \frac{dN_{coll}}{d^4x d\Gamma_1 d\Gamma_2} (x, \mathbf{p}_1, \mathbf{p}_2) d\Gamma_1 d\Gamma_2 d^4x \right) \\ &= \exp \left(- \int_0^\infty d\tau d\Gamma_2 f_2(x_1 + u_1 \tau, \mathbf{p}_2) \frac{\sigma(p_1, p_2) t_{12}}{m} \right) . \end{aligned} \quad (37)$$

Now we can write the freeze-out distribution as the number of particles having a collision at x^μ with *outgoing* momentum \mathbf{p}_1 times the probability that these particles do not collide any further, i.e.,

$$\frac{dF_{fo}^{coll}(x, \mathbf{p}_1)}{d^4x d\Gamma_1} \equiv P_0(x, \mathbf{p}_1) \cdot 2 \int_{345} W_{34 \rightarrow 15} \delta^4(p_3 + p_4 - p_1 - p_5) f(x, \mathbf{p}_3) f(x, \mathbf{p}_4) . \quad (38)$$

This definition does not include those particles that are formed but suffer no collisions afterward. Their contribution is

$$\frac{dF_{fo}^{form}(x, \mathbf{p}_1)}{d^4x d\Gamma_1} \equiv S(x, \mathbf{p}_1) P_0(x, \mathbf{p}_1) . \quad (39)$$

Hence the final freeze-out distribution is given by eq. (26).

The definition (26) should be regarded only one measure of the freeze-out distribution because it has several shortcomings. The probabilities

⁵ Recall, the on-shell phase space distribution is defined via

$$f(x, p) \equiv 2m \delta(p^2 - m^2) \Theta(p_0) f(x, \mathbf{p}) . \quad (35)$$

⁶ This can be derived assuming that subsequent collisions are uncorrelated (just like the similar formula for the inhomogeneous Poisson distribution).

summed are not probabilities for disjoint events. One should *exclude* the volume in space time given by all the linear paths of the already frozen-out particles. This requires knowledge of multiparticle correlations beyond the scope of the Boltzmann equation. As long as those excluded volume effects are small, eq. (26) is adequate. A clear problem with the present formal definition is that particle number and momentum are not conserved by it as is automatic in (23). It is interesting to contrast on the other hand, the trivial way that the cascade solves this problem through eq. (23). In cascade, the N -body correlations are automatically calculated and freeze-out is easily defined conserving number and total four-momentum. The continuum limit is thus subtle. Our numerical results define that continuum limit as the limit of infinite subdivisions using the cascade technique.