

The decay $\rho^0 \rightarrow \pi^+ + \pi^- + \gamma$ and the coupling constant $g_{\rho\sigma\gamma}$

A. Gokalp ^{*} and O. Yilmaz [†]

Physics Department, Middle East Technical University, 06531 Ankara, Turkey

(December 2, 2024)

Abstract

The experimental branching ratio for the radiative decay $\rho^0 \rightarrow \pi^+ + \pi^- + \gamma$ is used to estimate the coupling constant $g_{\rho\sigma\gamma}$ for a set of values of σ -meson parameters M_σ and Γ_σ . Our results are quite different than the values of this constant used in the literature.

^{*}agokalp@metu.edu.tr

[†]oyilmaz@metu.edu.tr

The radiative decay process $\rho^0 \rightarrow \pi^+ + \pi^- + \gamma$ has been studied employing different approaches [1,3]. There are two mechanisms that can contribute to this radiative decay: the first one is the internal bremsstrahlung where one of the charged pions from the decay $\rho^0 \rightarrow \pi^+ + \pi^-$ emits a photon, and the second one is the structural radiation which is caused by the internal transformation of the ρ -meson quark structure. Since the bremsstrahlung is well described by quantum electrodynamics, different methods have been used to estimate the contribution of the structural radiation.

Singer [1] calculated the amplitude for this decay by considering only the bremsstrahlung mechanism since the decay $\rho^0 \rightarrow \pi^+ + \pi^-$ is the main decay mode of ρ^0 -meson. He also used the universality of the coupling of the ρ -meson to pions and nucleons to determine the coupling constant $g_{\rho\pi\pi}$ from the knowledge of the coupling constant $g_{\rho NN}$. Later, Renard [3] studied this decay among other vector meson decays into $2\pi + \gamma$ final states in a gauge invariant way with current algebra, hard-pion and Ward-identities techniques. He, moreover, established the correspondence between these current algebra results and the structure of the amplitude calculated in the single particle approximation for the intermediate states. In corresponding Feynman diagrams the structural radiation proceeds through the intermediate states as $\rho^0 \rightarrow S + \gamma$ where the meson S subsequently decays into a $\pi^+\pi^-$ pair. He concluded that the leading term is the pion bremsstrahlung and that the largest contribution to the structural radiation amplitude results from the scalar σ -meson intermediate state. He used the rough estimate $g_{\rho\sigma\gamma} \simeq 1$ for the coupling constant $g_{\rho\sigma\gamma}$ which was obtained with the spin independence assumption in the quark model. The coupling constant $g_{\rho\pi\pi}$ was determined using the then available experimental decay rate of ρ -meson and also current algebra results as $3.2 \leq g_{\rho\pi\pi} \leq 4.9$. On the other hand, the coupling constant $g_{\sigma\pi\pi}$ was deduced from the assumed decay rate $\Gamma \simeq 100$ MeV for the σ -meson as $g_{\sigma\pi\pi}=3.4$ with $M_\sigma = 400$ MeV. Furthermore, he observed that the σ - contribution modifies the shape of the photon spectrum for high momenta differently depending on the mass of the σ -meson.

Recently, on the other hand, the coupling constant $g_{\rho\sigma\gamma}$ has become an important input for the studies of ρ^0 -meson photoproduction on nucleons. The presently available data [4]

on the photoproduction of ρ^0 -meson on proton targets near threshold can be described at low momentum transfers by a simple one-meson exchange model [5]. Friman and Soyeur [5] showed that in this picture the ρ^0 -meson photoproduction cross section on protons is given mainly by σ -exchange. They calculated the $\gamma\sigma\rho$ -vertex assuming Vector Dominance of the electromagnetic current, and their result when derived using an effective Lagrangian for the $\gamma\sigma\rho$ -vertex gives the value $g_{\rho\sigma\gamma} \simeq 2.71$ for this coupling constant. Later, Titov et al. [6] in their study of the structure of the ϕ -meson photoproduction amplitude based on one-meson exchange and Pomeron-exchange mechanisms used the coupling constant $g_{\phi\sigma\gamma}$ which they calculated from the above value of $g_{\rho\sigma\gamma}$ invoking unitary symmetry arguments as $g_{\phi\sigma\gamma} \simeq 0.047$. They concluded that the data at low energies near threshold can accommodate either the second Pomeron or the scalar mesons exchange, and the differences between these competing mechanisms have profound effects on the cross sections and the polarization observables.

It, therefore, appears of much interest to study the coupling constant $g_{\rho\sigma\gamma}$ that plays an important role in scalar meson exchange mechanism from a different perspective other than Vector Meson Dominance as well. For this purpose we calculate the branching ratio for the radiative decay $\rho^0 \rightarrow \pi^+ + \pi^- + \gamma$, and using the experimental value 0.0099 ± 0.0016 for this branching ratio [7], we estimate the coupling constant $g_{\rho\sigma\gamma}$. Our calculation is based on the Feynman diagrams shown in Fig. 1. The first two terms in this figure are not gauge invariant and they are supplemented by the direct term shown in Fig. 1(c) to establish gauge invariance. Guided by Renard's [3] current algebra results, we assume that the structural radiation amplitude is dominated by σ -meson intermediate state which is depicted in Fig. 1(d).

We describe the $\rho\sigma\gamma$ -vertex by the effective Lagrangian

$$\mathcal{L}_{\rho\sigma\gamma}^{int.} = \frac{e}{M_\rho} g_{\rho\sigma\gamma} [\partial^\alpha \rho^\beta \partial_\alpha A_\beta - \partial^\alpha \rho^\beta \partial_\beta A_\alpha] \sigma \quad (1)$$

which also defines the coupling constant $g_{\rho\sigma\gamma}$. The $\rho\pi\pi$ -vertex is described by the effective Lagrangian

$$\mathcal{L}_{\rho\pi\pi}^{int} = g_{\rho\pi\pi} \vec{\rho}_\mu \cdot (\partial^\mu \vec{\pi} \times \vec{\pi}) \quad (2)$$

using which we obtain the decay width $\Gamma(\rho \rightarrow \pi\pi)$ as

$$\Gamma(\rho \rightarrow \pi\pi) = \frac{g_{\rho\pi\pi}^2}{4\pi} \frac{M_\rho}{12} \left[1 - \left(\frac{2M_\pi}{M_\rho} \right)^2 \right]^{3/2} . \quad (3)$$

The experimental value of the width $\Gamma=151$ MeV [7] then yields the value $\frac{g_{\rho\pi\pi}^2}{4\pi}=2.91$ for the coupling constant $g_{\rho\pi\pi}$. For the $\sigma\pi\pi$ -vertex we use the effective Lagrangian [8]

$$\mathcal{L}_{\sigma\pi\pi}^{int} = \frac{1}{2} g_{\sigma\pi\pi} M_\sigma \vec{\pi} \cdot \vec{\pi} \sigma . \quad (4)$$

The decay width of the σ -meson that follows from this effective Lagrangian is given as

$$\Gamma_\sigma \equiv \Gamma(\sigma \rightarrow \pi\pi) = \frac{g_{\sigma\pi\pi}^2}{4\pi} \frac{3M_\sigma}{8} \left[1 - \left(\frac{2M_\pi}{M_\sigma} \right)^2 \right]^{1/2} . \quad (5)$$

In our calculation of the invariant amplitude for the process $\rho^0 \rightarrow \pi^+ + \pi^- + \gamma$, in the σ -meson propagator in Fig. 1(d) we make the replacement $M_\sigma \rightarrow M_\sigma - \frac{1}{2}i\Gamma_\sigma$, where Γ_σ is given by Eq. (5). Since the experimental candidate for σ -meson $f_0(400-1200)$ has a width (600-1000) MeV [7], we obtain a set of values for the coupling constant $g_{\rho\sigma\gamma}$ by considering the ranges $M_\sigma=400-1200$ MeV, $\Gamma_\sigma=600-1000$ MeV for the parameters of the σ -meson.

In terms of the invariant amplitude $\mathcal{M}(E_\gamma, E_1)$, the differential decay probability for an unpolarized ρ^0 -meson at rest is given by

$$\frac{d\Gamma}{dE_\gamma dE_1} = \frac{1}{(2\pi)^3} \frac{1}{8M_\rho} |\mathcal{M}|^2, \quad (6)$$

where E_γ and E_1 are the photon and pion energies respectively, and we perform an average over the spin states of ρ^0 -meson and a sum over the polarization states of the photon. The decay width $\Gamma(\rho \rightarrow \pi^+ + \pi^- + \gamma)$ is the obtained by integration

$$\Gamma = \int_{E_{\gamma,min.}}^{E_{\gamma,max.}} dE_\gamma \int_{E_{1,min.}}^{E_{1,max.}} dE_1 \frac{d\Gamma}{dE_\gamma dE_1} . \quad (7)$$

The maximum photon energy $E_{\gamma,max.}$ is given as $E_{\gamma,max.} = (M_\rho^2 - 4M_\pi^2)/2M_\rho=334$ MeV, and the minimum photon energy is taken as $E_{\gamma,min.}=50$ MeV, since the experimental value

of the branching ratio is determined for this range of photon energies [9]. The maximum and minimum values for pion energy E_1 are given by

$$\frac{1}{2(2E_\gamma M_\rho - M_\rho^2)} [-2E_\gamma^2 M_\rho + 3E_\gamma M_\rho^2 - M_\rho^3 \pm E_\gamma \sqrt{(-2E_\gamma M_\rho + M_\rho^2)(-2E_\gamma M_\rho + M_\rho^2 - 4M_\pi^2)}] .$$

The photon spectra for the branching ration of the decay $\rho^0 \rightarrow \pi^+ + \pi^- + \gamma$ are plotted in Fig. 2 as a function of photon energy E_γ . The contributions of bremsstrahlung and structural radiation amplitude calculated with σ -meson intermediate state as well as the contribution of the interference term are shown together with the phase space for this decay as a function of photon energy. The parameters of the σ -meson adapted for the numerical calculations are $M_\sigma=500$ MeV, $\Gamma_\sigma=800$ MeV resulting in the coupling constants $g_{\sigma\pi\pi} = 8.04$ and $g_{\rho\sigma\gamma} = 8.45$. The contribution of the σ -term becomes increasingly important in the region of high photon energies dominating the contribution of the bremsstrahlung amplitude. Although its contribution is somewhat reduced by the interference term, the structural radiation makes the main contribution to the branching ratio in the region of high photon energies. The pion energy spectra for the branching ratio as a function of pion energy are shown in Fig. 3 for the same set of σ -meson parameters. The contribution of the σ -meson term is again significant in the region of low pion energies becoming quite insignificant for high pion energies compared to bremsstrahlung term and the interference term in general makes a small but negative contribution.

In Fig. 4 we show the dependence of the branching ratio calculated with the same parameters for the σ -meson on the minimum detected photon energy. This dependence is quite strong and therefore in our calculations we use minimum detected photon energy as 50 MeV as quoted in the experimental results [9]. We furthermore plot the ratio R_β as a function of β in Fig. 5. This ratio is defined by

$$R_\beta = \frac{\Gamma_\beta}{\Gamma_{tot}(\rho^0 \rightarrow \pi^+ + \pi^- + \gamma)} \quad (8)$$

where the numerator and denominator are given as

$$\Gamma_{\beta} = \int_{50}^{50+\beta} dE_{\gamma} \frac{d\Gamma}{dE_{\gamma}} \quad , \quad \Gamma_{tot.} = \int_{50}^{E_{\gamma, max.}} dE_{\gamma} \frac{d\Gamma}{dE_{\gamma}} \quad . \quad (9)$$

The shape of the curve for this ratio further reflects that the dependence of the branching ratio on the σ -term is pronounced in the region of the high photon energies.

We present the results of our calculation in Table 1. We note that our analysis produces a set of values for the coupling constant $g_{\rho\sigma\gamma}$ depending on the σ -meson parameters. Note that from the specific structure of the matrix element for the σ -meson contribution we can obtain in a straightforward manner the approximate relation

$$\frac{g_{\rho\sigma\gamma}^2}{\Gamma_{\sigma} M_{\sigma}^3} \simeq constant \quad . \quad (10)$$

Furthermore, the values of the coupling constant $g_{\rho\sigma\gamma}$ resulting from our estimation are in general quite different than the values of this constant usually adopted for the one-meson exchange mechanism calculations existing in the literature. For example, Titov et al. [6] uses the value $g_{\rho\sigma\gamma}=2.71$ which they obtain from Friman and Soyuer's [5] analysis of ρ -meson photoproduction using Vector Meson Dominance. We also note that our calculation for a given set of σ -meson parameters results in two values for the coupling constant $g_{\rho\sigma\gamma}$, one being positive and the other one negative. Following Titov et al. [6] we choose the positive value. It is interesting to note that in their study of pion dynamics in Quantum Hadrodynamics II, which is a renormalizable model constructed using local gauge invariance based on SU(2) group, that has the same Lagrangian densities for the vertices we use, Serot and Walecka [10] come to the conclusion that in order to be consistent with the experimental result that s-wave πN -scattering length is anomalously small, in their tree-level calculation they have to choose $g_{\sigma\pi\pi}=12$. Since they use $M_{\sigma}=520$ MeV this implies $\Gamma_{\sigma} \simeq 1700$ MeV. If we use these values in our analysis, we then obtain $g_{\rho\sigma\gamma}=11.91$. Soyuer [8], on the other hand, uses quite arbitrarily the values $M_{\sigma}=500$ MeV, $\Gamma_{\sigma}=250$ MeV, which in our calculation results in the coupling constant $g_{\rho\sigma\gamma}=6.08$. We like to note, however, that these values for σ -meson parameters are not consistent with the experimental data on σ -meson [7].

Our analysis and estimation of the coupling constant $g_{\rho\sigma\gamma}$ using the experimental value of the branching ratio of the radiative decay $\rho^0 \rightarrow \pi^+ + \pi^- + \gamma$ give quite different values

for this coupling constant than used in the literature. Furthermore, since we obtain this coupling constant as a function of σ -meson parameters, it will be of interest to study the dependence of the observables of the reactions, such as for example the photoproduction of vector mesons on nucleons $\gamma + N \rightarrow N + V$ where V is the neutral vector meson, analyzed using one-meson exchange mechanism on these parameters.

Acknowledgments

We thank Prof. Dr. M. P. Rekalo for suggesting this problem to us and for his guidance during the course of our work. We also wish to thank Prof. Dr. T. M. Aliev for helpful discussions.

REFERENCES

- [1] P. Singer, Phys. Rev. **130** (1963) 2441; **161** (1967) 1694.
- [2] V. N. Baier and V. A. Khoze, Sov. Phys. JETP **21** (1965) 1145.
- [3] S. M. Renard, Nuovo Cim. **62 A** (1969) 475.
- [4] Aachen-Berlin-Bonn-Hamburg-Heidelberg-Munchen Collaboration, Phys. Rev. **175** (1968) 1669.
- [5] B. Friman and M. Soyuer, Nucl. Phys. **A 600** (1996) 477.
- [6] A. I. Titov, T. -S. H. Lee, H. Toki and O. Streltrova, Phys. Rev.**C 60** (1999) 035205.
- [7] Review of Particle Physics, Eur. Phys. J.**C 3** (1998) 1.
- [8] M. Soyuer, nucl-th/0003047.
- [9] S. I. Dolinsky, et al, Phys. Rep.**202** (1991) 99.
- [10] B. D. Serot and J. D. Walecka, in Advances in Nuclear Physics, edited by J. W. Negele and E. Vogt,**Vol. 16** (1986).

TABLES

TABLE I. The calculated coupling constant $g_{\rho\sigma\gamma}$ for different σ -meson parameters

M_σ (MeV)	Γ_σ (MeV)	$g_{\sigma\pi\pi}$	$g_{\rho\sigma\gamma}$
500	600	6.97	7.64 ± 1.56
500	800	8.04	8.45 ± 1.77
600	600	6.16	9.83 ± 1.85
600	800	7.11	10.49 ± 2.07
800	600	5.18	15.05 ± 2.64
800	900	6.34	15.29 ± 2.84
900	600	4.85	18.14 ± 3.13
900	900	5.94	17.78 ± 3.23

Figure Captions:

Figure 1: Diagrams for the decay $\rho^0 \rightarrow \pi^+ + \pi^- + \gamma$

Figure 2: The photon spectra for the decay width of $\rho^0 \rightarrow \pi^+ + \pi^- + \gamma$. The contributions of different terms are indicated.

Figure 3: The pion energy spectra for the decay width of $\rho^0 \rightarrow \pi^+ + \pi^- + \gamma$. The contributions of different terms are indicated.

Figure 4: The decay width of $\rho^0 \rightarrow \pi^+ + \pi^- + \gamma$ as a function of minimum detected photon energy.

Figure 5: The ratio $R_\beta = \frac{\Gamma_\beta}{\Gamma_{tot}}$ as a function of β .

Fig. 1

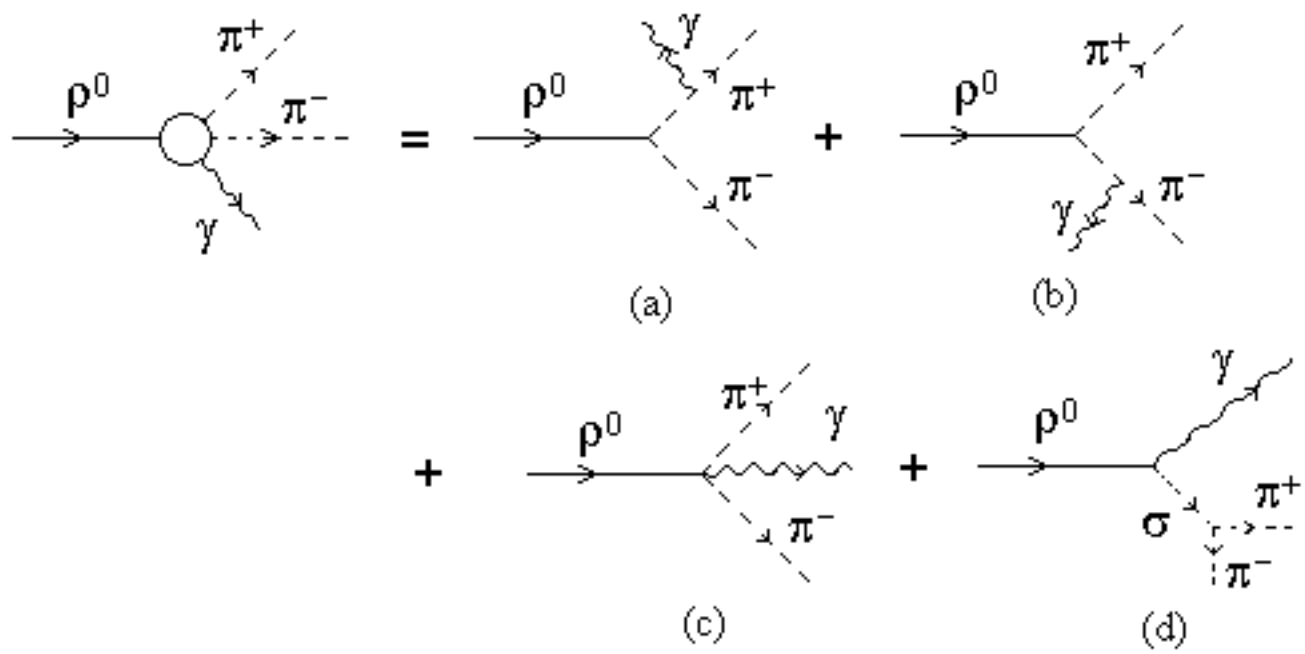


Fig. 2

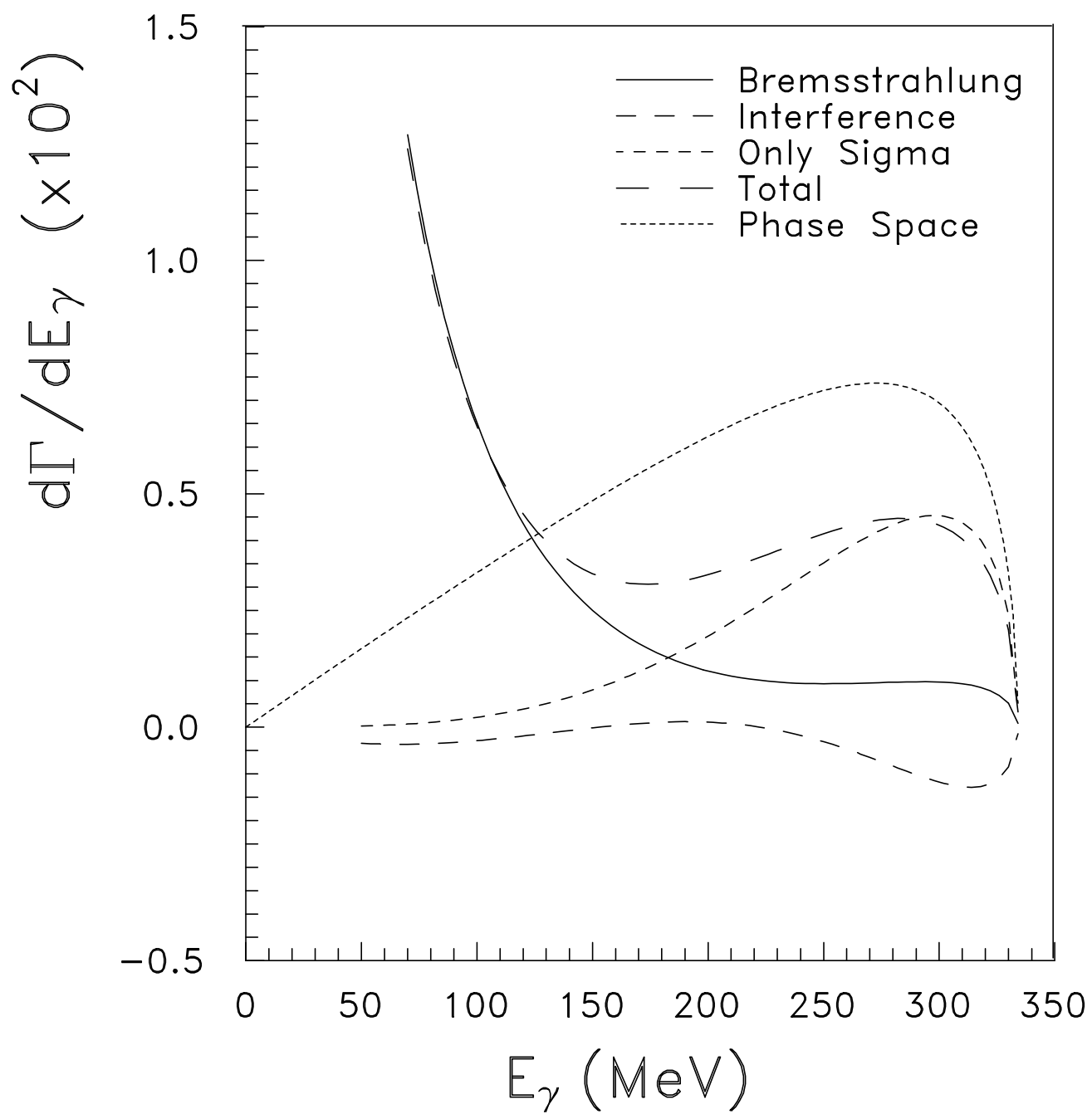


Fig. 3

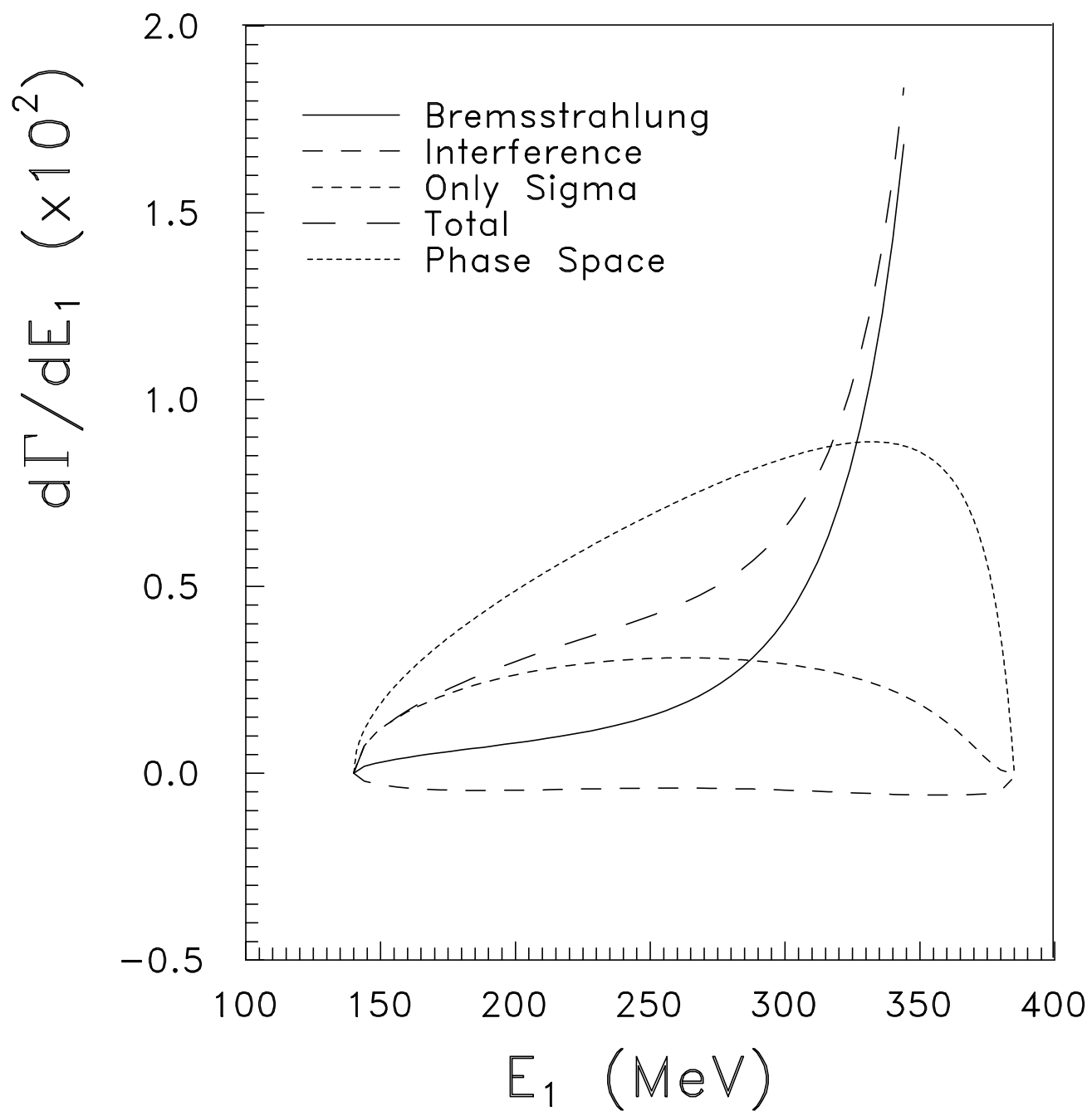


Fig. 4

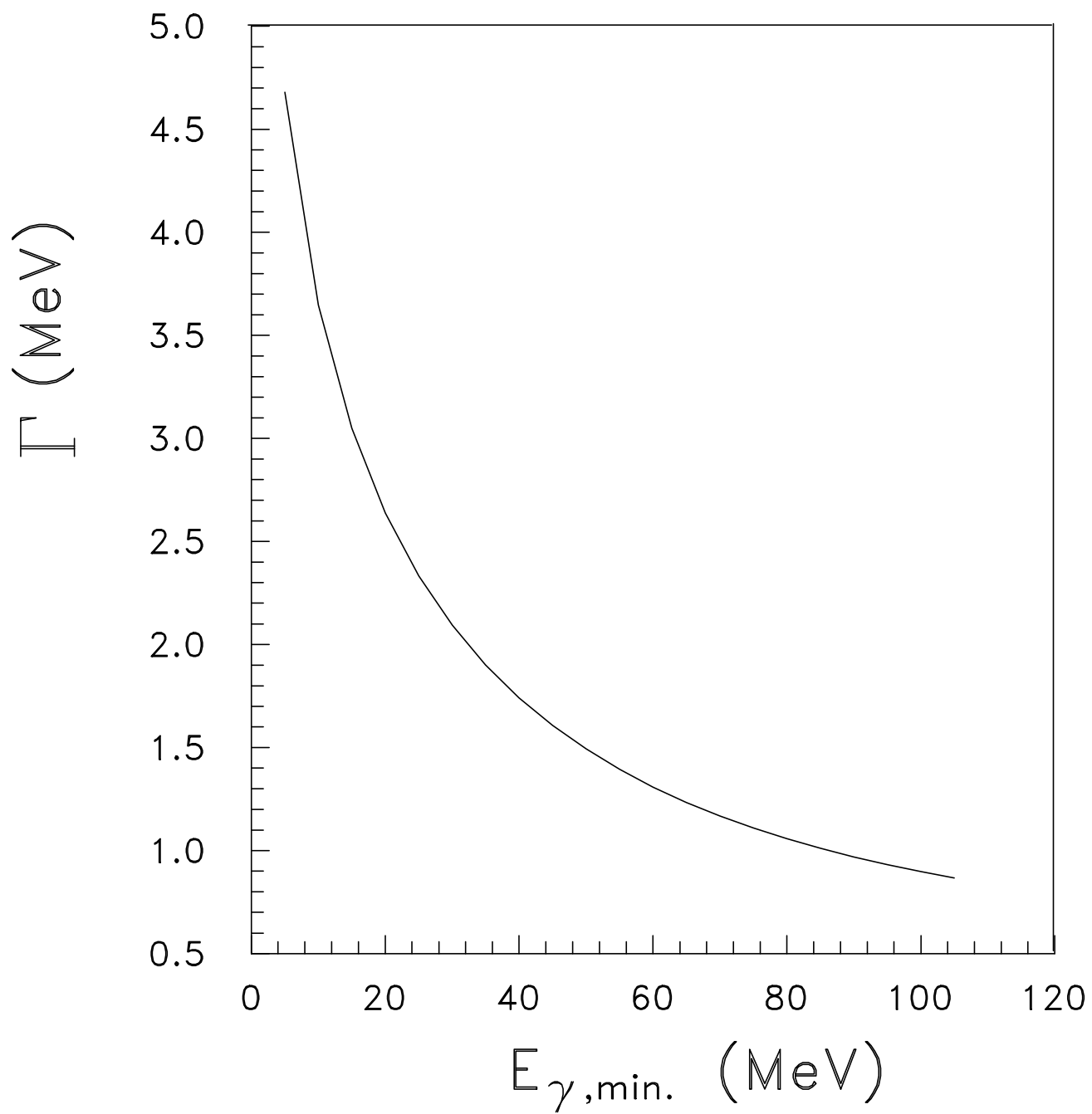


Fig. 5

