

A Model for the ${}^3\text{He}(\vec{d}, \text{p}){}^4\text{He}$ Reaction at Intermediate Energies^{*)}

H. Kamada^{**) ,***),****)}, W. Glöckle^{***)}, H. Witała^{*****)}, S. Gojuki^{*****)}

^{***)} *Institut für Theoretische Physik II, Ruhr-Universität Bochum, D-44780 Bochum, Germany*

^{*****)} *Department of Physics, Faculty of Science and Technology, Science University of Tokyo, Noda, 278-8510 Chiba, Japan*

^{*****)} *Institute of Physics, Jagellonian University, PL-30059 Cracow, Poland*

(Received December 2, 2024)

Polarization correlation coefficients have been measured at RIKEN for the ${}^3\vec{H}e(\vec{d}, \text{p}){}^4\text{He}$ reaction at intermediate energies. We propose a model for the (\vec{d}, p) reaction mechanism using the pd elastic scattering amplitude which is rigorously determined by a Faddeev calculation and using modern NN forces. Our theoretical predictions for deuteron polarization observables A_y , A_{yy} , A_{xx} and A_{xz} at $E_d=140, 200$ and 270 MeV agree qualitatively in shape with the experimental data for the reaction ${}^3\text{He}(\vec{d}, \text{p}){}^4\text{He}$.

§1. Introduction

The measurement¹⁾ of the ${}^3\vec{H}e(\vec{d}, \text{p}){}^4\text{He}$ reaction at RIKEN aimed at an investigation of the high momentum components of the deuteron wave function and the d-state admixture linked to them. High precision data resulted for the polarization observables A_y , A_{yy} , A_{xx} , $C_{y,y}$ and $C_{x,x}$. Out of them the linear combination $C_{\parallel} = 1 + \frac{1}{4}(A_{yy} + A_{xx}) + \frac{3}{4}(C_{y,y} + C_{x,x})$ has been formed¹⁾. The Dubna and Saturne groups also obtained the polarization correlation coefficient C_{\parallel} built in this case from the measurements of T_{20} and κ_0 in $d + p$ backward scattering²⁾ and from the inclusive deuteron breakup process³⁾. The polarization correlation coefficient C_{\parallel} at forward angles of the outgoing proton is directly related to the ratio of deuteron wavefunction components if one uses the plane wave impulse approximation (PWIA) :

$$C_{\parallel}(PWIA) \equiv \frac{9}{4} \frac{w^2(k_{pn})}{u^2(k_{pn}) + w^2(k_{pn})} \quad (1.1)$$

Here u and w are the S-, D-wave components of the deuteron wavefunction, and k_{pn} a kinematically fixed relative momentum of the pn pair. These PWIA calculations are very poor in relation to the data¹⁾. This is shown in table I for C_{\parallel} . There we also exhibit the different D-state probabilities for the modern realistic NN potentials, CD-Bonn⁴⁾, AV18⁵⁾ and Nijmegen I,II and 93⁶⁾. Clearly one needs a better calculation for the analysis of the ${}^3\vec{H}e(\vec{d}, \text{p}){}^4\text{He}$ reaction.

^{*)} Dedicated to Prof. Shinsho Oryu on the occasion of his 60th birthday

^{**) present address: Institut für Strahlen- und Kernphysik der Universität Bonn Nussallee 14-16, D-53115 Bonn, Germany, E-mail address: kamada@tp2.ruhr-uni-bochum.de}

A theoretical analysis has been reported by the SUT group⁷⁾ based on a ^3He -n-p and d-d-p three-cluster model. However, the evaluations performed up to now in this model lead only to a tiny deviation from the PWIA calculations just mentioned. Recently, the Hosei group⁸⁾ analyzed T_{20} and κ_0 with the ^3He -n-p cluster model by an analogy between ^3He and the proton ($T=1/2$, $S=1/2$). They conclude that PWIA describes the global features of the experimental data.

In this letter we would like to introduce again a 3N model, which when evaluated correctly leads to a great similarity of various polarization observables to the ones found in the reaction $^3\vec{H}e(\vec{d},p)^4\text{He}$.

Table I. The polarization correlation coefficient C_{\parallel} according to Eq. (1·1) in a simple PWIA model for different NN potentials and from an experimental value for the reaction $^3\vec{H}e(\vec{d},p)^4\text{He}$. We also show the corresponding deuteron D-state probabilities.

Potential	$C_{\parallel}(PWIA)$	D-state Probability (%)
CD-Bonn ⁴⁾	0.645	4.86
AV18 ⁵⁾	0.722	5.78
Nijmegen 93 ⁶⁾	0.710	5.76
Nijmegen I ⁶⁾	0.712	5.68
Nijmegen II ⁶⁾	0.726	5.65
exp. ¹⁾	$0.223 \pm 0.044(\text{statistical}) \pm 0.037(\text{systematic})$	-

§2. Model

For the $^3\text{He}(\vec{d},p)^4\text{He}$ reaction we assume a model which is based on a three-body reaction process. This is shown in Fig. 1. The wavefunctions for ^3He and ^4He take on maximal values if the momenta of the subclusters are zero in their respective rest systems. These are for ^3He the momenta of p and d and for ^4He the momenta of the two deuterons. This means that for the moving nuclei the subcluster momenta should be equal. Therefore to form the α -particle with highest probability in the picture of Fig. 1 one has to assume that the two deuterons, d' and \tilde{d} , have equal momenta. Likewise for ^3He one has to assume that the proton and deuteron, \tilde{p} and \tilde{d} , have equal momenta. This turns out to be kinematically inconsistent. Therefore we make a choice and assume that only the two deuterons forming the α particle have equal momenta. We justify this choice by the larger binding energy of the α particle.

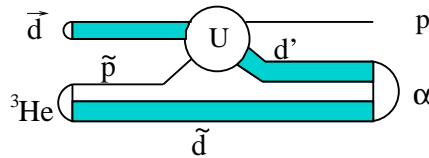


Fig. 1. Diagram of the reaction mechanism

It is easy to see that our basic assumption

$$\vec{k}_{\tilde{d}} = \vec{k}_{d'}$$
(2·1)

fixes the kinematics uniquely. It follows by simple kinematical arguments that

$$\vec{k}_{\tilde{p}}^{lab} = \frac{1}{2}\vec{k}_p^{cm} - \frac{2}{5}\vec{k}_d^{lab} = -\vec{k}_{\tilde{d}}^{lab} \quad (2.2)$$

Here the superscripts *lab* and *cm* denote the laboratory and 5-body cm systems, respectively. Further the total momentum of the picked up proton and the incoming deuteron in the lab system is

$$\vec{K} = \frac{1}{2}\vec{k}_p^{cm} + \frac{3}{5}\vec{k}_d^{lab} \quad (2.3)$$

Also we get the momentum of the picked up proton in the 3-body center of mass system (3CM) as

$$\vec{k}_{\tilde{p}}^{3CM} = \frac{1}{3}\vec{k}_p^{cm} - \frac{3}{5}\vec{k}_d^{lab} \quad (2.4)$$

and the 3CM energy as

$$E_{3CM} = \frac{3}{4m}(\vec{k}_{\tilde{p}}^{3CM})^2 \quad (2.5)$$

We show in Fig. 2 the relevant kinematics for the cm and the 3CM systems. From the relation

$$\vec{k}_{\tilde{p}}^{3CM} = \frac{2}{5}\vec{k}_p^{3CM} - \frac{3}{5}\vec{k}_d^{lab} \quad (2.6)$$

it follows under our condition, that the angles shown in Fig. 2 are related as

$$\theta^{3CM} = \theta_p^{3CM} - \theta_{\tilde{p}}^{3CM} \quad (2.7)$$

(note that $\theta_p \equiv \theta_p^{3CM} = \theta_p^{cm}$). The dependence of E_{3CM} on θ_p^{cm} is illustrated in Fig. 3 for 3 deuteron energies. The scattering angle θ^{3CM} is shown against θ_p^{cm} in Fig. 4 again for the same 3 deuteron energies.

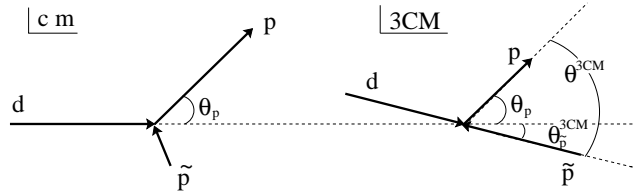


Fig. 2. Scattering angles for the 5-body (cm) and 3-body (3CM) center of mass systems.

Our claim is now that $\mathcal{O}(E_d, \theta_p^{cm}) \approx \mathcal{O}_{pd}(E_{3CM}, \theta^{3CM})$ where \mathcal{O}_{pd} are the elastic pd deuteron polarization observables and \mathcal{O} the ones for the reaction ${}^3\vec{H}e(d, p){}^4\text{He}$.

Before calculating these 3N observables we introduce one more approximation. Looking at Fig.3 we see that E_{3CM} varies with θ_p^{cm} and consequently for each θ_p^{cm} one would have to solve the 3N Faddeev equation. We avoided that for that qualitative investigation and have chosen available Faddeev results at three energies which lie in the three energy bands for $0 < \theta_p^{cm} < 40^\circ$. They are $E_{3CM} = 66.7, 100, 133$ MeV corresponding to $E_d = 140, 200, 270$ MeV, respectively.

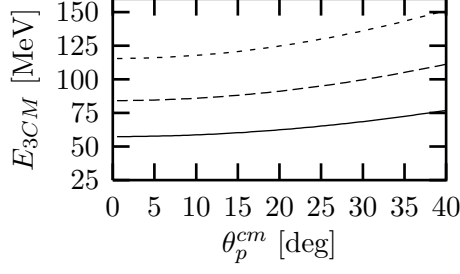


Fig. 3. Effective E_{3CM} energies as a function of the proton scattering angle θ_p^{cm} . The solid, dashed and short dashed lines are for $E_d=140, 200$ and 270 MeV, respectively.

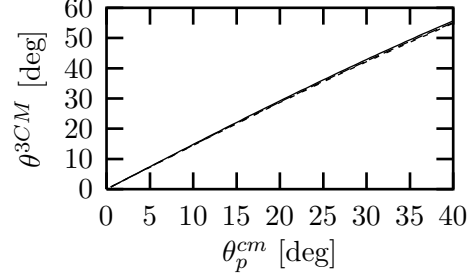


Fig. 4. Effective scattering angle θ^{3CM} as a function of the proton scattering angle θ_p^{cm} for the deuteron energies as in Fig. 3.

§3. Results

As NN potential we used AV18 in the Faddeev calculations. The operator U for elastic scattering has the form (see, for instance,⁹⁾)

$$U = PG_0^{-1} + PT \quad (3.1)$$

where G_0 , P and T are the free 3N propagator, permutation operators and a partial 3N break-up operator, which is determined by a Faddeev equation. The first term, the famous nucleon exchange term, is essentially related to the PWIA mentioned in introduction. In order to see the importance of solving the Faddeev equation correctly and not just replacing U by PG_0^{-1} we compare the corresponding predictions for A_{yy} , A_{xx} and A_{xz} in Figs. 5-7. We see large differences especially above about 15 degrees. Trivially A_y is identically zero using only the real term PG_0^{-1} .

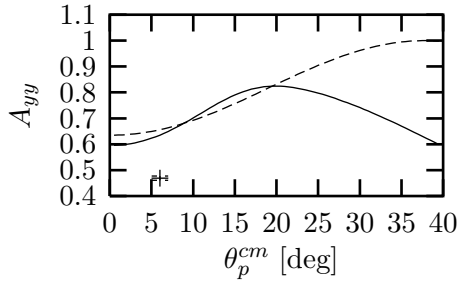


Fig. 5. Tensor analyzing power A_{yy} in elastic pd scattering at $E_{CM}=133$ MeV. The solid (dashed) line is calculated from U (PG_0^{-1}). The data point for ${}^3\bar{H}e(d,p){}^4\text{He}$ reaction is from¹⁾.

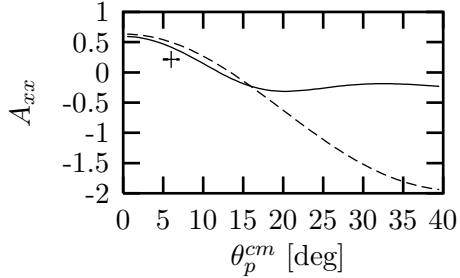


Fig. 6. The same as Fig. 5 for A_{xx} .

The predictions of the full Faddeev solution are shown in Figs. 8-11 at $E_{3CM}=66.7, 100$ and 133 MeV, respectively. This should be compared to recent data¹⁰⁾. We see a behavior qualitatively similar to those data, especially for A_y . For the A_y data

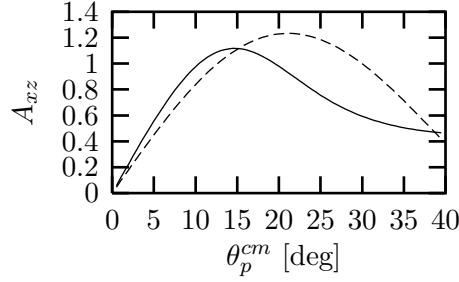


Fig. 7. The same as Fig. 5 for A_{xz} . There is no data point.

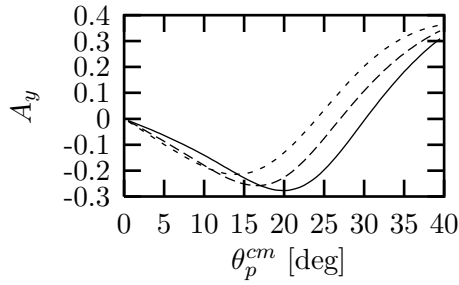


Fig. 8. The deuteron vector analyzing power A_y for the pd elastic scattering for $E_{3CM}=66.7$ (solid), 100(long dashed) and 133(short dashed) MeV as a function of θ_p^{cm} , corresponding to the ${}^3\text{He}(\vec{d},\text{p}){}^4\text{He}$ reaction for $E_d=140, 200, 270$ MeV, respectively.

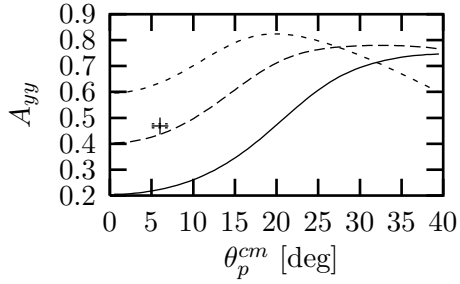


Fig. 9. The same as in Fig. 8 for A_{yy} . The data point for ${}^3\vec{H}e(\vec{d},\text{p}){}^4\text{He}$ reaction is from ¹⁾.

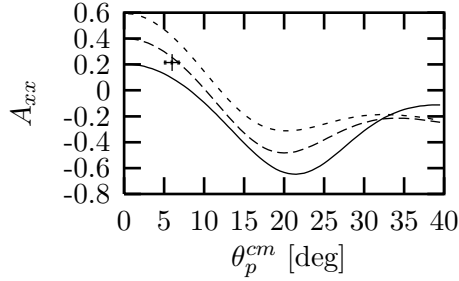


Fig. 10. The same as in Fig. 8 for A_{xx} . The data point for ${}^3\vec{H}e(\vec{d},\text{p}){}^4\text{He}$ reaction is from ¹⁾.

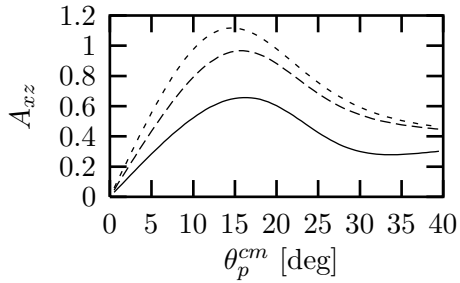


Fig. 11. The same as in Fig. 8 for A_{xz} .

the minima shift to smaller θ_p^{cm} value with increasing energy like in Fig. 8. Also for A_{yy} the qualitative behavior is similar in our model and the data, especially at the highest energy. For A_{xx} the shapes are again very similar. In Fig. 9 and 10 we include one data point from ¹⁾. This shows that our absolute values are too high. For A_{xz} shown in Fig. 11 there are not yet data.

§4. Summary and Outlook

We assumed that the reaction ${}^3\vec{H}e(\vec{d},p){}^4\text{He}$ at forward angles is mainly driven by elastic pd scattering. In this model the deuteron picks up a proton from ${}^3\text{He}$, scatters elastically and combines then again with the spectator nucleons to an α particle. Our main assumption is that the momentum of the scattered deuteron equals the spectator momentum of the deuteron in ${}^3\text{He}$. This leads to a high probability to form the final α -particle. The resulting spin-observables are in astonishingly qualitative agreement with the data. Important thereby is, that the elastic pd amplitude is a full solution of the 3N Faddeev equation and not only a simple PWIA expression. This model should be generalized by the mechanism that also a neutron from ${}^3\text{He}$ can be picked up. In this case one has to use the nd break-up amplitude. Since the polarization of ${}^3\text{He}$ is carried by more than 90 % by the neutron this second mechanism is of course mandatory for a description of $C_{x,x}$ and $C_{y,y}$. The proton pick-up alone is too poor for those spin correlation observables. Also we neglected the momentum distributions of the proton in ${}^3\text{He}$ and of the deuteron in the α particle. As an additional improvement the spin of the deuteron should be properly rotated for the deuteron polarization observables.

Based on the promising qualitative results achieved it appears worthwhile to improve and enrich the model along the lines mentioned.

Acknowledgements

This letter is dedicated to Prof. Shinsho Oryu on the occasion of his 60th's birthday. Authors would like to thank Prof. Hideyuki Sakai, Dr. Tomohiro Uesaka, Mr. Yositeru Satou and Ms. Kimiko Sekiguchi for fruitful discussions in RIKEN. This work was supported by the Deutsche Forschungsgemeinschaft. The numerical calculations have been performed on the CRAY T90 of the John von Neumann Institute for Computing in Jülich, Germany.

-
- 1) T. Uesaka, H. Sakai, H. Okamura, T. Ohnishi, Y. Satou, S. Ishida, N. Sakamoto, H. Otsu, T. Wakasa, K. Itoh, K. Sekiguchi, T. Wakui, Phys. Lett. **B467** (1999), 199.
 - 2) L. S. Azhgirey *et al.*, Phys. Lett. **B391** (1997), 22.
 - 3) L. S. Azhgirey *et al.*, Phys. Lett. **B387** (1996), 37.
 - 4) R. Machleidt, *et al.*, Phys. Rev. **C53** (1996), R1483.
 - 5) R. B. Wiringa *et al.*, Phys. Rev. **C51** (1995), 38.
 - 6) V. G. J. Stoks *et al.*, Phys. Rev. **C49** (1994), 2950.
 - 7) S. Gojuki, H. Kamada, E. Uzu and S. Oryu, Proceedings of the first Asia Pacific Conference on Few-Body Problems in Physics APFB99, (Noda/Kashiwa 1999), to appear in Few-Body System Suppl.
 - 8) M. Tanifuji, S. Ishikawa, Y. Iseri, T. Uesaka, N. Sakamoto, Y. Satou, K. Itoh, H. Sakai, A. Tamii, T. Ohnishi, K. Sekiguchi, K. Yako, S. Sakoda, H. Okamura, K. Suda, and T. Wakasa, Phys. Rev. **C61** (1999), 024602.
 - 9) W. Glöckle, H. Witała, D. Hüber, H. Kamada, J. Golak, Phys. Rep. **274** (1996) 107.
 - 10) T. Uesaka *et al.*, Contribution for the XVIth IUPAP International Conference on Few-Body Problems in Physics, (Taipei, Taiwan 6-11, March 2000), http://www.phys.ntu.edu.tw/english/fb16/contribution/topic4/Uesaka_Tomohiro1.ps