

# A study of the $\Delta^-$ -component of the wave-function in light nuclei.

E. A. Pasyuk<sup>1</sup>

*Joint Institute for Nuclear Research, Dubna, Moscow Region, 141980 Russia*

R. L. Boudrie, P. A. M. Gram<sup>2</sup>, C. L. Morris and J. D. Zumbro  
*Los Alamos National Laboratory, Los Alamos, NM 87545, USA*

J. L. Matthews, Y. Tan and V. V. Zelevinsky<sup>3</sup>  
*Massachusetts Institute of Technology, Cambridge, MA 02139, USA*

G. Glass  
*3218C Walnut St., Los Alamos, NM 87544, USA*

B. J. Kriss<sup>4</sup>  
*University of Colorado, Boulder, CO 80309*  
(February 5, 2020)

We have measured cross sections for the  $(\pi^+, \pi^\pm p)$  reactions on  $^3\text{H}$ ,  $^4\text{He}$ ,  $^6\text{Li}$  and  $^7\text{Li}$  in quasi-free kinematics at incident pion beam energy 500 MeV. An enhancement of the  $(\pi^+, \pi^- p)$  cross section in this kinematics is observed. If this is interpreted as due to quasi-free scattering from pre-existing  $\Delta$  components of the nuclear wave function, the extracted probabilities are in agreement with theoretical expectations.

PACS number(s): 25.80.Hp, 27.10.+h, 27.20.+f

Although in conventional models the atomic nucleus is made up of protons, neutrons and virtual pions, there is an intriguing possibility that other particles exist with small probabilities. If this is the case, cross sections for some reactions can be dramatically enhanced because of new degrees of freedom introduced by these virtual particles. Theoretical investigations [1,2] in the 1960's first suggested that nucleon resonances might play a role in nuclear structure. The lowest excited state of the nucleon, the  $\Delta$ , is expected to be particularly important because of its low excitation energy (300 MeV) and its strong coupling to the pion-nucleon system. Indeed, meson models of nuclear binding predict virtual excitation of  $\Delta$ s in finite nuclei with probabilities of a few percent. [3] Detecting virtual  $\Delta$ 's at these levels has proven difficult, since  $\Delta$  production reactions usually dominate over  $\Delta$  knockout reactions. [4,5]

Due to isospin selection rules, the lightest nuclei in which single- $\Delta$  wave-function components can occur are  $^3\text{H}$  and  $^3\text{He}$ . Because of the existence of extensive calculations, [6–14] mass-3 nuclei provide the ideal testing ground for comparing theory with experiment. The  $\Delta$  probabilities predicted in this body of work range from 1% to 3%.

Pion electroproduction has been suggested to be an ideal probe to search for preformed  $\Delta$ 's in  $^3\text{He}$  because of the possibility of studying the longitudinal channel, in which  $\Delta$  knockout is enhanced over  $\Delta$  production, compared with the transverse channel. In addition, the Coulomb interaction favors  $\Delta$  knockout in  $^3\text{He}$  since isospin couplings enhance the  $\Delta^{++}$  fraction in this nucleus. [15,16] However, experimental searches for measurable consequences of  $\Delta$  components in the three-nucleon system using electroproduction have been inconclusive. [17–19]

Recently, a new method for measuring the  $\Delta^-$  component of the nuclear wave function has been suggested and has yielded results which are in agreement with the predictions of meson models of nuclear binding for range of nuclei. [20,21] This method is based on pion double charge exchange (DCX) which cannot occur in a single step if the pion interacts with nucleons. However, since the isospin-3/2  $\Delta$  exists in four charge states, the double-charge-exchange reaction  $\Delta^-(\pi^+, \pi^-)p$  can occur in a single step. This leads to the expectation of a significant enhancement in the cross section for DCX on  $\Delta$  components of the nuclear wave function in quasielastic kinematics with respect to the two-step background. Further, the cross section for this process is expected to be large because there is no need to transfer 300 MeV to scatter the  $\Delta$  on-shell as in the electroproduction experiments. In the current work, we extend the study of  $(\pi^+, \pi^- p)$ , to the lightest stable nucleus for which this reaction is possible,  $^3\text{H}$ . Measurements were also made on  $^4\text{He}$ ,  $^6\text{Li}$ , and  $^7\text{Li}$ .

The experiment was performed using a 500 MeV pion beam from the P<sup>3</sup>-East channel at the Clinton P. Anderson Meson Physics Facility. Scattered pions from both the  $(\pi^+, \pi^+ p)$  [NCX] and  $(\pi^+, \pi^- p)$  [DCX] reactions were observed using the LAS spectrometer [22] at an angle of 50°. This gives a momentum transfer,  $q$ , of about 488 MeV/ $c$ . The momenta of coincident protons were measured using a second magnetic spectrometer at 52° on the opposite side of the beam, near the direction of the recoil proton in free  $\pi p$  scattering. Both spectrometers measured the particle positions

and angles before and after a bend. The particle trajectory from the target and the momentum were reconstructed using this information.

The  $^3\text{H}$  target was contained in a 3.5 cm radius high strength stainless steel sphere at a pressure of 102.7 bar. The  $^4\text{He}$  target was contained in a conventional 20 cm diameter aluminum wall gas cylinder at a pressure of 134.6 bar. The interaction vertex was reconstructed using the trajectory information to remove the background from gas cell walls. The  $^6,^7\text{Li}$  targets consisted of plane foils of thickness 0.616 and 0.576 g/cm<sup>2</sup>, respectively.

A clear signature of coincident protons was obtained by measuring the time differences between the pion and the proton and by using the energy-loss signals from scintillation detectors for both particles. Backgrounds due to random coincidences and other processes were found to be very small, in the DCX as well as in the NCX spectra. Even though the NCX cross sections are a factor of  $\approx 1000$  larger than the DCX cross sections, the use of a magnetic spectrometer provides a potent filter against pions of incorrect charge. In the current analysis the sum of the pion and proton energies was required to exceed 400 MeV (*i.e.*, the missing energy was required to be less than 100 MeV). Pion energy loss spectra are presented in Fig. 1 for both the NCX (left panel) and DCX (right panel) reactions. Figure 2 displays the DCX data for  $^3\text{H}$  and  $^4\text{He}$  along with phase space for the DCX reaction, which is a 4-body final state in the case of  $^3\text{H}$  and a 5-body final state for  $^4\text{He}$ , shown as dark shaded histograms. The phase space calculations have been normalized to the large energy loss part of the spectrum. The DCX data clearly exhibit a peak over and above  $n$ -body phase space, consistent with the results of the previous experiment. [20,21] In Ref. [21], the DCX data were compared with the prediction of an intranuclear cascade model, [23] in which  $(\pi^+, \pi^- p)$  was assumed to result from the sequential processes  $\pi^+ n \rightarrow \pi^0 p$  and  $\pi^0 n \rightarrow \pi^- p$ . The calculation provided a good representation of the NCX data but underestimated the DCX data in the region of the peak by more than a factor of five. [21]

The outgoing pion energy-loss spectra were fitted with asymmetric Gaussian lineshapes to obtain the full widths at half maximum of the peaks,  $\Gamma$ . In the case of the NCX spectra on  $^6\text{Li}$  and  $^7\text{Li}$  two Gaussians were required to fit both a narrow component of the quasi-free, QF, peak due to knockout from the  $p$ -shell, and a wide component due to knockout from the  $s$ -shell. The solid lines shown in Fig. 1 display the fits. Fermi momenta,  $k_F$  ( $k_\Delta$ ), for the knocked-out proton ( $\Delta$ ) were calculated using the non-relativistic expression [24]:

$$k = \frac{\Gamma M \sqrt{2}}{q}, \quad (1)$$

where  $M$  is the mass of the knocked out particle. We have assumed this to be the proton mass for both NCX and DCX. The resulting widths and momenta are given in Table I.

The significantly smaller value of  $k_\Delta$  for  $^3\text{H}$  relative to that for  $^4\text{He}$  can be qualitatively understood as arising from the allowed spin couplings for the  $\Delta^-$  in the two nuclei. The process by which the  $\Delta^-$  is created is  $n + n \rightarrow p + \Delta^-$ . The  $p$  and  $\Delta^-$  spins can couple to 1 or 2, which must couple to the spin of the spectator nucleon(s) to yield the ground-state spin of the nucleus. In  $^3\text{He}$ , with one spectator proton, this is clearly possible. In  $^4\text{He}$ , however, the two protons in the dominant  $1s_{1/2}$  state must have total spin 0, and thus the  $p + \Delta^-$  can only couple to core excited configurations of the ground state, which are expected to have higher momentum components.

An estimate of the probabilities for pre-existing  $\Delta$ 's can be obtained from the data by integrating the cross sections and constructing the ratio,  $R$ , of DCX to NCX cross sections. This cancels distortion factors and leaves

$$P_\Delta = R \left( \frac{ZN_\Delta}{AN_{\Delta^-}} \right) \left( \frac{\sigma(\pi^+ + p \rightarrow \pi^+ + p)}{\sigma(\pi^+ + \Delta^- \rightarrow \pi^- + p)} \right) \left( \frac{k_\Delta}{k_F} \right)^2, \quad (2)$$

where  $P_\Delta$  is the sum of the probabilities for all  $\Delta$  charge states,  $N_{\Delta^-}/N_\Delta$  is the number of  $\Delta^-$ 's over the sum of  $\Delta$ 's in all charge states,  $Z$  and  $A$  are the proton and nucleon numbers and account for the number of protons (measured in NCX) per nucleon,  $k_\Delta$  characterizes the momentum spread of the  $\Delta$  component of the wave function, and  $k_F$  is the momentum spread of the nucleons. We have used measured branching ratios [25] for  $N^*(1520) \rightarrow \pi + N$  and  $N^*(1520) \rightarrow \pi + \Delta(1232)$ , corrected for two-body phase space with the appropriate isospin Clebsch-Gordan coefficients, to estimate the cross-section ratio in Eq. (2) to be 1.46. The increased momentum spread decreases the acceptance for  $\pi$ - $p$  coincidences as  $(k_\Delta/k_F)^2$ . These values have been obtained from fitting the data. The ratios of  $\Delta$  charge states have been obtained by generalizing arguments given in Ref. [15] to give

$$\frac{N_{\Delta^-}}{N_\Delta} = \frac{3}{4} \left( 1 + \frac{Z}{2(N-1)} + \frac{Z(Z-1)}{N(N-1)} \right)^{-1}, \quad (3)$$

where  $N$  is the neutron number of the nucleus. The relative probabilities for each of the  $\Delta$  charge states are assumed to be given by sums of isospin Clebsch-Gordan coefficients multiplied by the appropriate number of  $T=1$  paired nucleons:  $N(N-1)$ ,  $NZ/2$ , and  $Z(Z-1)$  for proton-proton, neutron-proton, and proton-proton pairs, respectively.

The measured cross section ratios,  $R = \sigma_{DCX}/\sigma_{NCX}$ , and resulting  $\Delta$  probabilities for all targets are given in Table I. Figure 3 shows the  $A$  dependence of the extracted  $\Delta$  fraction as closed symbols along with previous data (open symbols). [21] In addition to the statistical error given in the table there is an additional 30% error introduced by uncertainties in the estimates of the momentum distributions. A difference of a factor of four is observed in the cross sections and a factor of about two in the extracted  $\Delta^-$  fractions between  $^3\text{H}$  and  $^4\text{He}$ . A factor of two results from the isospin Clebsch-Gordan coefficients favoring population of the  $\Delta^-$  charge state in  $^3\text{H}$ . [15] A similar, larger, effect is observed in the comparison of the  $\Delta^-$  fractions in  $^6\text{Li}$  and  $^7\text{Li}$ . The small  $\Delta$  probability in  $^6\text{Li}$  may be due to the fact that the ground state of this nucleus like  $^2\text{H}$ , has isospin 0.

This analysis yields two important conclusions. First, the  $\Delta^-$  probability is larger in  $^3\text{H}$  than in heavier nuclei and appears to agree with theoretical expectations. [6–14] Second, the  $\Delta^-$  probabilities in the light self-conjugate nuclei are significantly smaller than the  $\Delta^-$  probabilities in the  $T=1/2$  nuclei. Both of these observations support the hypothesis that excited nucleon degrees of freedom play a role in nuclear structure. [1,2]

This work has been supported in part by the United States Department of Energy.

The authors would like to thank R. J. Peterson for suggesting the analysis of the widths to extract Fermi momenta, C. Fred Moore for running shifts on the experiment, and Dharam Ahluwalia for carefully reading the manuscript.

<sup>1</sup> Present address: Department of Physics and Astronomy, Arizona State University, Tempe, AZ 85287.

<sup>2</sup> Present address: P. O. Box 173, Captain Cook, HI 96704.

<sup>3</sup> Present address: 1822 Beacon St. #3, Brookline, MA 02445.

<sup>4</sup> Present address: Lockheed Martin Mission Systems, Colorado Springs, CO 80921.

- [1] H. Primakov and S. P. Rosen, Phys. Rev. **184**, 1925 (1969).
- [2] A. K. Kerman and L. S. Kisslinger, Phys. Rev. **180**, 1483 (1969).
- [3] B. L. Friman, V. R. Pandharipande, and R. B. Wiringa, Phys. Rev. Lett. **51**, 763 (1983).
- [4] B. Tatischeff *et al.*, Phys. Lett. **77B**, 254 (1978).
- [5] D. Allasia *et al.*, Phys. Lett. B **174**, 450 (1986).
- [6] W. Strueve *et al.*, Nucl. Phys. A **465**, 651 (1987).
- [7] Ch. Hajduk, P. U. Sauer, and W. Strueve, Nucl. Phys. **A405**, 581 (1983).
- [8] Ch. Hajduk, P. U. Sauer, and S. N. Yang, Nucl. Phys. **A405**, 605 (1983).
- [9] M. T. Peña, P. U. Sauer, A. Stadler, and G. Kortemeyer, Phys. Rev. C **48**, 2208 (1993).
- [10] A. Picklesimer, R. A. Rice, and R. Brandenburg, Phys. Rev. C **44**, 1359 (1991).
- [11] A. Picklesimer, R. A. Rice, and R. Brandenburg, Phys. Rev. C **45**, 547 (1992).
- [12] A. Picklesimer, R. A. Rice, and R. Brandenburg, Phys. Rev. C **45**, 2045 (1992).
- [13] A. Picklesimer, R. A. Rice, and R. Brandenburg, Phys. Rev. C **45**, 2624 (1992).
- [14] A. Picklesimer, R. A. Rice, and R. Brandenburg, Few-Body Systems **19**, 47 (1995).
- [15] H. J. Lipkin and T.-S. H. Lee, Phys. Lett. B **183**, 22 (1987).
- [16] R. G. Milner and T. W. Donnelly, Phys. Rev. C **37**, 870 (1988).
- [17] S. K. Abdullin *et al.*, Sov J. Phys. **51**, 774 (1990).
- [18] T. Emura *et al.*, Phys. Lett. B **306**, 6 (1993).
- [19] K. I. Blomqvist *et al.*, Phys. Rev. Lett. **77**, 2396 (1996).
- [20] C. L. Morris, J. M. O'Donnell, and J. D. Zumbro, Acta Phys. Pol. B **24**, 1659 (1993).
- [21] C. L. Morris, J. D. Zumbro, J. A. McGill, S. J. Seestrom, R. M. Whitton, C. M. Reidel, A. L. Williams, M. R. Braunstein, M. D. Kohler, B. J. Kriss, S. Høibråten, J. Ouyang, R. J. Peterson, and J. E. Wise, Phys. Lett. B, **419**, 25 (1998).
- [22] Allen L. Williams *et al.*, Phys. Lett. B **216**, 11 (1989).
- [23] W. R. Gibbs and W. B. Kaufmann, in *Pion-Nucleus Physics: Future Directions and New Facilities at LAMPF*, edited by R. J. Peterson and D. D. Strottman (AIP Conference Proceedings No. 163, AIP, New York, 1988), p. 279.
- [24] R. J. Peterson *et al.*, Phys. Lett. B **297**, 238 (1992).
- [25] R. M. Barnett *et al.*, Phys. Rev. D **54**, 1 (1996).

TABLE I. Measured widths of NCX and DCX peaks, extracted Fermi momenta of the ptons and  $\Delta$ 's, measured cross section ratios, and extracted values of  $P_{\Delta^-}$  and  $P_{\Delta}$ . In addition to the statistical uncertainty given in the table there is an additional 30% uncertainty in the  $\Delta$  probabilities introduced by uncertainties in the estimates of the momentum distributions.

Target	$\Gamma_{NCX}$ MeV	$\Gamma_{DCX}$ MeV	$k_{Fermi}$ MeV/c	$k_{\Delta}$ MeV/c	$\sigma_{DCX}/\sigma_{NCX}$ ( $\times 10^3$ )	$P_{\Delta^-}$ ( $\times 10^3$ )	$P_{\Delta}$ ( $\times 10^2$ )
$^3\text{H}$	53.0(1.1)	77(13)	151(3)	218(38)	6.0(8)	6.1(8)	1.23(16)
$^4\text{He}$	64.3(1.0)	119(22)	183(3)	338(63)	1.52(16)	3.8(4)	1.52(16)
$^6\text{Li}$	93.8(4.3)	98(16)	267(12)	279(46)	1.82(18)	1.45(14)	0.53(5)
$^7\text{Li}$	95.6(4.0)	171(34)	272(11)	486(97)	4.0(4)	7.9(7)	2.11(20)

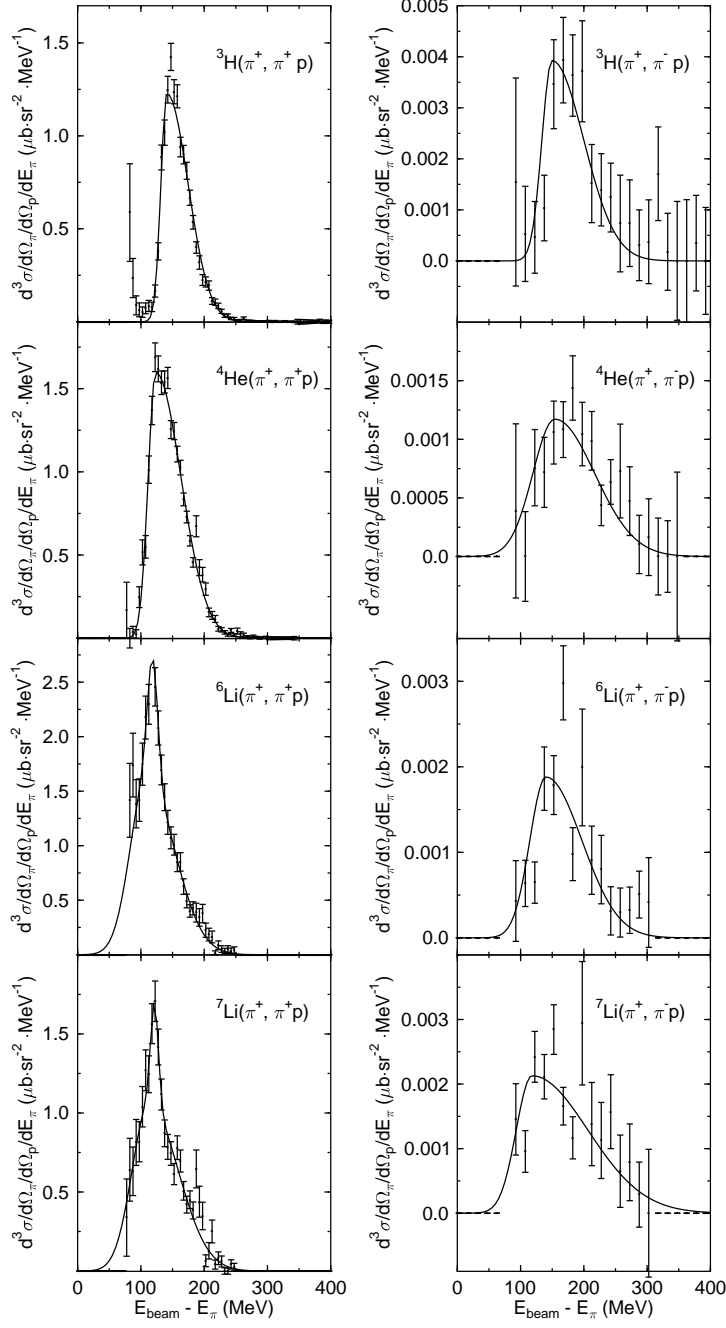


FIG. 1. Spectra of outgoing pion energy loss for: NCX (left), and DCX (right). Solid lines display the results of fits to obtain the widths.

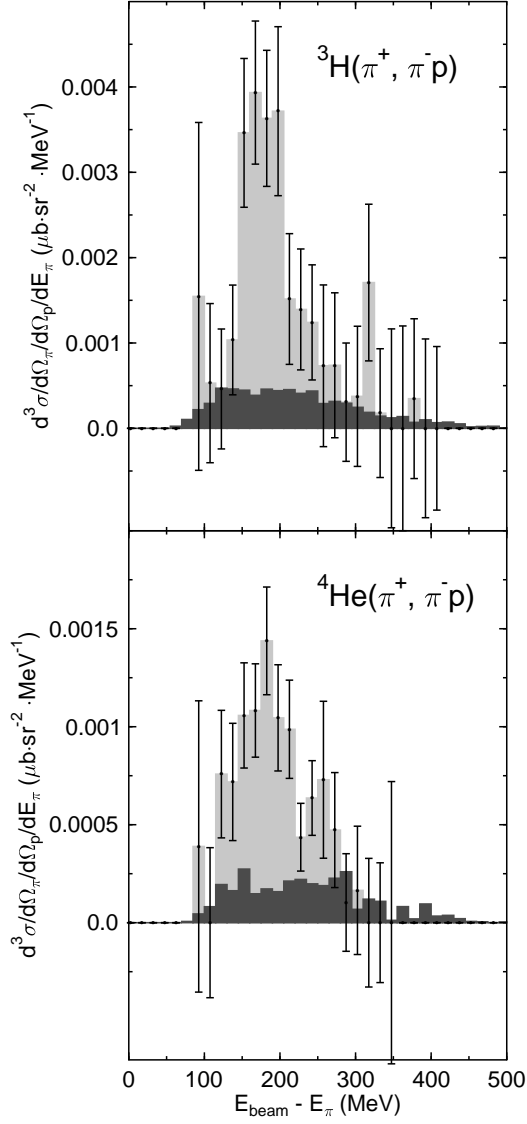


FIG. 2. Spectra of outgoing pion energy loss for:  ${}^3\text{H}(\pi^+, \pi^\pm \text{p})$  (top), and  ${}^3\text{H}(\pi^+, \pi^\pm \text{p})$  (bottom). The dark shaded region is a phase-space calculation discussed in the text. The light shaded region emphasizes the data.

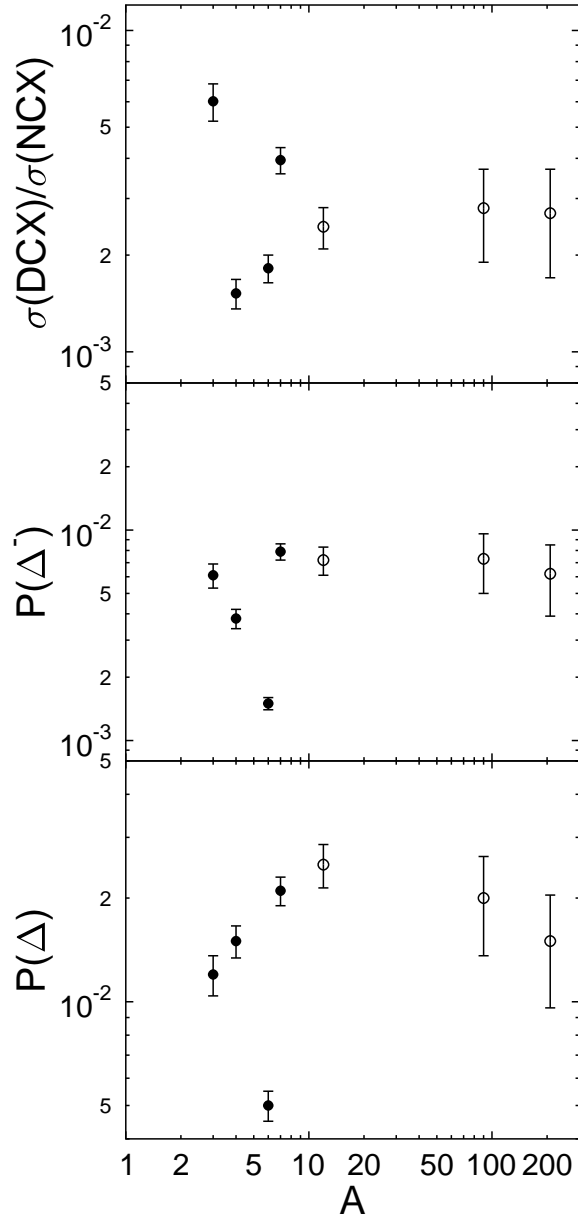


FIG. 3. A-dependence of cross section ratios (top), extracted  $\Delta^-$  fraction (middle), and  $\Delta$  fraction summed over charge states (bottom). Data from the current experiment are shown as solid circles, previous data [21] are shown as open circles.