

The Transparency of ^{12}C for Protons

L. Lapikás,¹ G. van der Steenhoven,¹ L. Frankfurt,² M. Strikman,^{3,4} * and M. Zhalov⁵

¹ *Nationaal Instituut voor Kernfysica en Hoge-Energiefysica (NIKHEF),*

P.O. Box 41882, 1009 DB Amsterdam, The Netherlands

² *School of Physics and Astronomy, Tel Aviv University, 69978 Tel Aviv, Israel*

³ *Department of Physics, Pennsylvania State University, University Park, PA 16802, USA*

⁴ *Deutsches Elektronen Synchrotron DESY, Germany*

⁵ *Institute for Nuclear Physics, St. Petersburg, Russian Federation*

(17 May 1999)

Existing cross-section data for $1p$ -shell knockout in the reaction $^{12}\text{C}(e, e'p)^{11}\text{B}$ - as obtained under different kinematic conditions - are shown to be mutually consistent, apart from a recent measurement performed in Mainz. New data have been collected at the Amsterdam Pulse Stretcher that confirm the normalization of the older measurements. An analysis of the world's $^{12}\text{C}(e, e'p)^{11}\text{B}$ data has yielded precise values of the spectroscopic factor for $1p$ -shell and $1s$ -shell knockout from ^{12}C . These values have been used to evaluate the transparency of the ^{12}C nucleus for $1p$ -shell and $1s$ -shell protons separately on the basis of recent high-energy $^{12}\text{C}(e, e'p)^{11}\text{B}$ data taken at a four-momentum transfer squared of $1.1 (\text{GeV}/c)^2$. The resulting average value of the nuclear transparency, 0.81 ± 0.04 , is considerably higher than the value obtained from previous analyses that were based on theoretical estimates of spectroscopic factors. As a calculation of the nuclear transparency within the Glauber approximation yields a considerably smaller value than found experimentally, the result might be interpreted as an indication for the breakdown of the quasi-particle concept at high Q^2 .

PACS number(s): 21.10.Jx, 21.30.Fe, 24.10.Ht, 27.20.+n

I. INTRODUCTION

Electron-induced proton knockout experiments in the quasi-elastic domain are commonly used to study single-particle properties of nuclei [1,2]. The data set for such $(e, e'p)$ measurements on ^{12}C in particular is quite sizable [3-8], possibly because the energy-resolution requirements are modest ($\leq 1 \text{ MeV}$) and the target handling is easy. Therefore, it is no surprise that $^{12}\text{C}(e, e'p)$ measurements are often among the first calibration experiments to be carried out at new high-duty factor electron accelerators in the intermediate energy domain, such as AmPS [9], TJNAF [10] and Mainz [11].

An early comparison of part of the world's $^{12}\text{C}(e, e'p)$ data for knockout from the $1p$ -shell in the quasi-elastic domain [12] demonstrated the mutual consistency of

these data. On the other hand, recent $^{12}\text{C}(e, e'p)$ data collected in Mainz [11] suggest that the normalization of previous data was off by about 25%. It is important to resolve this discrepancy for the following reasons. First, the spectroscopic factors derived from $(e, e'p)$ data on ^{12}C (and other nuclei) were shown to be quenched by about 30-40% as compared to mean-field values [1,2], which has been interpreted as evidence for the existence of strong correlations between nucleons in nuclei [13,14]. A further reduction of the spectroscopic factors by 25% would make the commonly accepted many-body interpretation uncertain. Secondly, the spectroscopic factors for $1p$ and $1s$ -knockout from ^{12}C enter directly into the determination of the nuclear transparency, as recently studied on ^{12}C (and several other nuclei) in the (squared) four-momentum transfer (Q^2) range 1-6 $(\text{GeV}/c)^2$ in a search for color transparency phenomena [10,15].

For these reasons we have re-analyzed all existing $^{12}\text{C}(e, e'p)$ data for knockout from the $1p$ - and $1s$ -shell that were taken in the quasi-elastic domain at $Q^2 < 0.4 (\text{GeV}/c)^2$ in one consistent approach. The results of this analysis indicate that the normalization of the Mainz data set [11] deviates with respect to all other existing data. In order to further corroborate this finding three new $^{12}\text{C}(e, e'p)$ measurements were performed at the AmPS facility of NIKHEF in kinematics that were chosen, as close as possible, to resemble the kinematics used in Refs. [7] and [11]. The new data are not in agreement with the Mainz results, but are in good agreement with all other data sets available.

Having thus established a reliable value of the spectroscopic factors for $1p$ and $1s$ knockout from ^{12}C , we reconsider the determination of the nucleon transparency of ^{12}C for protons. It will be argued that the relatively large transparency values derived from this analysis may indicate the limit of applicability of the quasi-particle concept, which is successful in explaining the low spectroscopic factors in terms of nucleon-nucleon correlations at $Q^2 < 0.4 (\text{GeV}/c)^2$.

This paper is organized as follows: in section II details are presented of the data sets used in the analysis. In section III we describe the analysis of $1p$ -knockout data and present the new $^{12}\text{C}(e, e'p)$ measurements performed at AmPS. The analysis of $1s$ -knockout data is described in section IV. In section V a re-evaluation is presented of the nuclear transparency derived from the experimental

*on leave of absence from PSU

TABLE I. Kinematics of $^{12}\text{C}(e, e'p)$ data sets for $1p$ - and $1s$ -knockout discussed in the present paper. The columns represent data set, (range of) incident electron energy, range in missing energy, range in missing momentum, kinetic energy of the emitted proton, type of kinematics (parallel or (q, ω) -constant) and four-momentum transfer squared.

data set	E_0 MeV	ΔE_m MeV	Δp_m MeV/c	T_p MeV	Kine- atics	Q^2 (GeV/c) 2
1p-knockout						
Tokyo [4]	700	6-30	0,230	159	(q, ω)	0.29
Saclay [5]	497	15-22	0,310	87	(q, ω)	0.16
Saclay [6]	500	15-22	-145,155	99	par.	0.09-0.32
Saclay [6]	500	15-22	-155,165	99	(q, ω)	0.09-0.32
NIKHEF [7]	285-481	g.s	-175,230	70	par.	0.02-0.26
Mainz [11]	855	g.s.	110,190	85	par.	0.08-0.28
	855	g.s.	-170,-90	93	par.	0.08-0.28
SLAC [15]	2015	6-25	-180,290	600	(q, ω)	1.11
1s-knockout						
Tokyo [4]	700	21-66	0,230	136	(q, ω)	0.29
Saclay [5]	497	30-50	0,310	87	(q, ω)	0.16
NIKHEF [7]	285-481	30-39	-175,230	70	par.	0.02-0.26
SLAC [15]	2015	30-80	-180,290	600	(q, ω)	1.11

search for color-transparency effects at SLAC (experiment NE18 [15]) using the magnitude of the $1p$ and $1s$ spectroscopic factors for the reaction $^{12}\text{C}(e, e'p)$ as derived in sections III and IV. We discuss the consequences of this analysis in section VI in the framework of Glauber theory. A summary is presented in section VII.

II. DATA SETS

Experimental data for the cross section of the reaction $^{12}\text{C}(e, e'p)$ were obtained at Frascati [3], Tokyo [4], Saclay [5,6], NIKHEF [7,8,16–20], MIT/Bates [21–25], Mainz [11], SLAC [15] and TJNAF [10]. In the re-analysis of these data we have only used data sets covering a large (> 100 MeV/c) range of missing momentum, as this gives a good indication of the internal consistency of each data set. Also, we require that the results of the data analysis be presented in terms of absolute cross sections (thus excluding Ref. [3]), and be centered at the low and intermediate missing-momentum range, i.e. $|\mathbf{p}_m| < 300$ MeV/c, where most of the cross section resides. The characteristics of the remaining data sets are summarized in Table I.

The existing data are compared on the level of the reduced cross section $\sigma_{red}(\mathbf{p}_m, \mathbf{p}')$, which is obtained from the $(e, e'p)$ cross section by dividing out the off-shell electron-proton cross section (and a kinematic factor) and integrating the resulting spectrum over the width of the energy intervals considered. In many analyses the off-shell $e-p$ cross section σ_{ep}^{cc1} of Ref. [26] has been used,

whereas in Refs. [4–6], for instance, a different prescription [27,28] is used. Similarly, the missing-energy range over which the data have been integrated differs from case to case. These differences have been accounted for in the calculations used to interpret the data. For details on the analysis of $(e, e'p)$ experiments and the extraction of $\sigma_{red}(\mathbf{p}_m, \mathbf{p}')$ from $(e, e'p)$ cross-section data, the reader is referred to Ref. [29].

III. ANALYSIS OF $1p$ KNOCKOUT DATA

In Fig. 1 the $1p$ -knockout data from Refs. [4–7] are displayed and compared to Complete Distorted-Wave Impulse Approximation (CDWIA) calculations of the type described in Ref. [30]. The input parameters of these calculations have been determined as follows. The CDWIA calculations have been performed with a standard Woods-Saxon (WS) bound-state wave function and optical-potential parameters derived from elastic proton scattering off ^{12}C [31]. The real part of the optical potential, which was thus interpolated from the tables of Ref. [31], has been reduced by 5 MeV in order to account (partly) for channel-coupling effects. (This procedure is verified in Ref. [7] by comparing to explicit coupled-channels calculations.) The calculated cross sections are divided by a kinematic factor and the electron-proton cross section σ_{ep}^{NR} of McVoy and Van Hove [32]. The use of σ_{ep}^{NR} instead of σ_{ep}^{cc1} in the calculations is motivated by the fact that the nucleon-current operator in the CDWIA calculations is a non-relativistic expansion of the one that is used in σ_{ep}^{cc1} . The division by σ_{ep}^{NR} partly accounts for that difference. (Note that in PWIA the correction is exact.) For the kinematics of the experiments considered the ratio $\sigma_{ep}^{NR} / \sigma_{ep}^{cc1}$ is between 0.95 and 0.98. The spectroscopic factor S_{1p} and the radius r_0 of the WS well have been fitted to the data measured at NIKHEF for the $1p_{3/2}$ ground-state transition and $1p_{1/2}$ and $1p_{3/2}$ transitions to the first two excited states, as these data have the smallest statistical and systematic uncertainties. The values found ($S = 1.79 \pm 0.03, 0.22 \pm 0.01, 0.19 \pm 0.01$ for the ground state, first and second excited state, respectively) are in agreement with those published before [7]. Differences with previous values are due to minor changes in the CDWIA code, as described in Ref. [36]. The differences between the calculations and experimental data for negative p_m (< -100 MeV/c) in parallel kinematics (Saclay and NIKHEF data), are probably due to coupled-channels effects, as discussed in Ref. [12]. Since the error bars of the negative p_m data are much larger than those of the positive p_m data the deduced spectroscopic factors are hardly affected by inclusion or omission of these data in the fits.

Using the values of S_{1p} and r_0 as derived from the NIKHEF data, CDWIA calculations have been performed for the other data sets displayed in Fig. 1. In each case the kinematics used as input for the calcula-

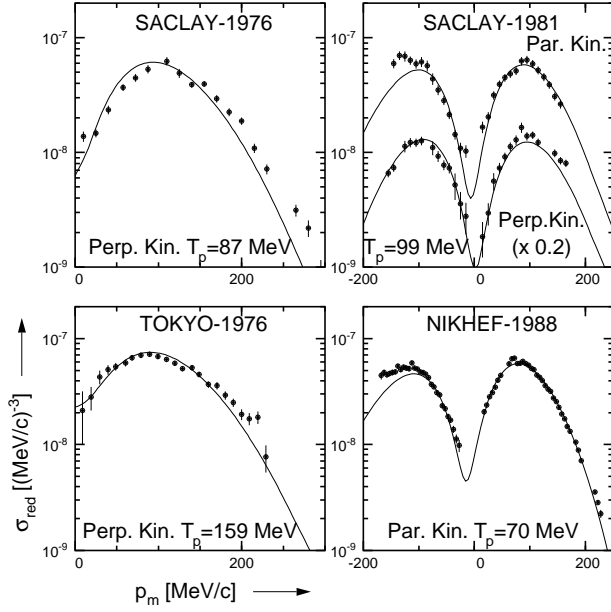


FIG. 1. Reduced cross sections for $1p$ -knockout from ^{12}C as obtained with the reaction $^{12}\text{C}(e, e'p)$. The panels show data collected in Tokyo [4], Saclay [5,6] and Amsterdam [7] under different kinematic conditions (see Table I). The data contain $1p$ transitions to the ground state and first and second excited states in ^{11}B . The curves represent CDWIA calculations summed over these transitions with spectroscopic factors 1.79, 0.22 and 0.19, respectively. It is also noted that a radiative correction has been applied to the Saclay data of Ref. [6] as the published data were not corrected for these effects.

tions were adjusted to those used in the experiment, and the optical-model parameters were interpolated from the tables of Ref. [31]. For this purpose we used the proton laboratory scattering energy T_p^{opt} as calculated via Eq. (4.3) of Ref. [33] from the proton kinetic energy (T_p) employed in the experiment. The aforementioned slight modification of the optical-model parameters was also applied. This correction for channel-coupling effects presumably represents an overestimation as it was gauged at the lowest value of T_p , i.e. 70 MeV, where channel-coupling effects are largest. However, since the effect of the channel-coupling correction on the deduced values of S_{1p} and r_0 for the dominant g.s. transition is only 2% or less at $T_p = 70$ MeV [7], a more refined evaluation of channel-coupling effects at each value of T_p has not been carried out. (Note that the channel-coupling effects are also small compared to the systematic uncertainty of the data, which ranges from 4% to 15%.) It has to be realized that our procedure results in *absolute* calculations for all data sets, except the one obtained at NIKHEF that was used to fix the values of the spectroscopic factors and the radius of the bound-state wave functions.

From Fig. 1 it is concluded that the calculations give a fair simultaneous description of the data sets of Tokyo, Saclay and NIKHEF. The apparent discrepancy between the calculations and the Saclay data of 1976 at $p_m >$

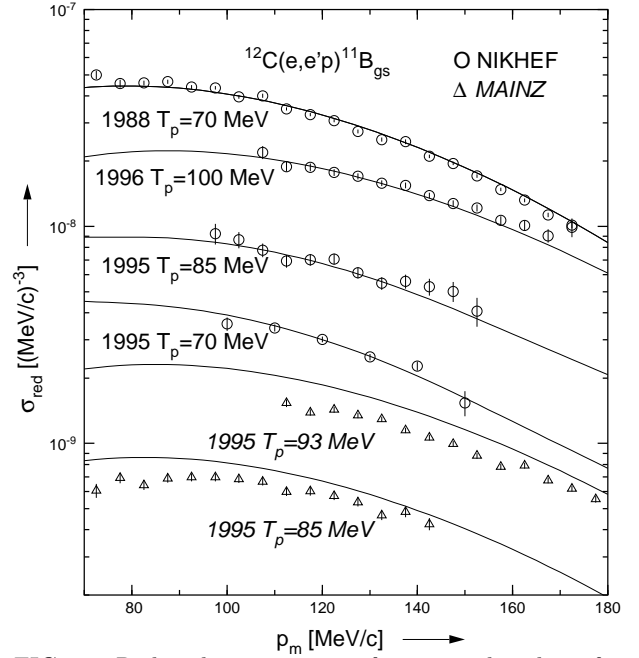


FIG. 2. Reduced cross sections for proton knockout from ^{12}C leading to the ground state ^{11}B . The shown data are those from an early NIKHEF experiment [7], the present new NIKHEF data and those of Mainz [11]. The curves represent CDWIA calculations for a ground-state spectroscopic factor of 1.79. For clarity data and curves have been divided by consecutive factors of 2, starting from the top.

200 MeV/c is probably related to an enhancement of the longitudinal-transverse interference structure function W_{LT} , which is absent in the data collected in parallel kinematics. In the Saclay data of 1976, which were measured in (q, ω) -constant (also called perpendicular) kinematics, an enhanced W_{LT} term may show up at large p_m since its contribution to the cross section is proportional to $\sin(\theta_{pq})$, where θ_{pq} is the angle between the three-momentum transfer and the outgoing proton momentum. In Refs. [1,34,35] it has been shown for ^{16}O and ^{40}Ca that W_{LT} is enhanced by up to a factor of two compared to standard CDWIA calculations. Such an enhancement would only affect the (q, ω) -constant data at high p_m and be stronger for small T_p .

When we apply the absolute calculations, as described above, for the kinematics of the recently published [11] Mainz experiment we find that their data lie about 20% below the calculated reduced cross sections (see Fig. 2). In order to resolve this discrepancy between the Mainz data and the other existing data, new measurements have been performed at the Amsterdam Pulse Stretcher (AmPS) facility [9]. The high duty-factor electron beams produced by AmPS enabled us to carry out high-statistics $^{12}\text{C}(e, e'p)$ measurements with hardly any contamination due to accidental coincidences in a short amount of time (less than 30 minutes) at an average beam intensity of $5 \mu\text{A}$ using a $102 \pm 1 \text{ mg/cm}^2$ ^{12}C target. The electron and the proton were detected and

TABLE II. Spectroscopic factors for the reaction $^{12}\text{C}(e, e'p)$ leading to the ground state of ^{11}B as determined from the present experiments at NIKHEF and those of Mainz.

	E_0 MeV	Δp_m MeV/c	T_p MeV	Kine- matics	$S_{g.s.}$	δ_{syst} %
NIKHEF88	285-481	-175,230	70	par.	1.79 ± 0.03	4
NIKHEF95	378	100-15	70	par.	1.79 ± 0.04	4
NIKHEF95	585	100-150	85	par.	1.85 ± 0.03	4
NIKHEF96	611	100-150	100	par.	1.84 ± 0.02	4
Mainz95	855	110,190	85	par.	1.50 ± 0.02	7
Mainz95	855	-170,-90	93	par.	1.45 ± 0.02	7

momentum-analyzed with two high-resolution magnetic spectrometers [37]. The kinematics of the measurements (summarized in Table II) were chosen to be close to the kinematics of the existing $^{12}\text{C}(e, e'p)$ measurements described in Refs. [7] and [11]. As the beam energy available differed somewhat from the value used in the two previous experiments, there is a small difference in the value of the virtual photon polarization parameter ϵ . However, as the ratio of the longitudinal and transverse response functions of the reaction $^{12}\text{C}(e, e'p)$ is known to be in agreement with the L/T ratio of the free electron-proton cross section [38], these differences are properly accounted for in the CDWIA calculations.

The results of the new measurements are also shown in Fig. 2, where the data are compared to CDWIA calculations of the same type as described before, i.e. the normalization ($S_{g.s.}=1.79$) of the curves is derived from the data of Ref. [7], while the optical-potential parameters and kinematics are properly derived from the experimental conditions. Again a good description of the experimental data is found, thus confirming the normalization of the older experiments - from Refs. [4-7] - of Fig. 1. If we fit the normalization of the curves to the experimental data we arrive at ground-state spectroscopic factors for each experiment as listed in Table II.

Having established the proper normalization of most of the existing $^{12}\text{C}(e, e'p)$ data, we may now use these data as a collection of independent measurements of the nuclear overlap matrix element for the removal of $1p$ protons from ^{12}C leading to the ground state and low-lying excited states of ^{11}B . Hence, each of the data sets was used in order to determine a value of the spectroscopic factor S_{1p} for $1p$ -knockout from ^{12}C . This has been done by fitting the data of each experiment with the corresponding CDWIA curves using S_{1p} as a free parameter. The resulting values of S_{1p} are listed in Table III, and are seen to be in good agreement with each other. As the individual values of S_{1p} have been derived from experiments that were carried out under widely different conditions, it is concluded that the treatment of the $(e, e'p)$ reaction mechanism is well under control. Further evidence supporting the validity of the CDWIA approach can be

TABLE III. Experimental values of spectroscopic factors for $1p$ - and $1s$ -knockout deduced for the various data sets from a fit with CDWIA reduced cross sections. The columns represent data set, $1p$ spectroscopic factor, E_m -range for the deduced $1s$ spectroscopic factor, $1s$ spectroscopic factor and systematic error δ_{syst} of the data set. The listed uncertainties of the spectroscopic factors do not include the contribution of δ_{syst} .

data set	S_{1p}	ΔE_m^{1s} MeV	S_{1s}	δ_{syst} %
Tokyo [4]	2.16 ± 0.10	21-30	0.08 ± 0.02	8
Tokyo [4]		30-42	0.66 ± 0.02	8
Tokyo [4]		42-54	0.36 ± 0.03	8
Tokyo [4]		54-66	0.09 ± 0.02	8
Tokyo [4]		21-66	1.19 ± 0.05	8
Saclay [5]	2.19 ± 0.13	30-50	0.84 ± 0.02	15
Saclay [6]				7
Saclay [6]				7
NIKHEF [7,8]	2.20 ± 0.04	21-30	0.47 ± 0.02	4

found in Ref. [39], where it is shown that CDWIA calculations reproduce the nuclear transparency for protons at modest values of Q^2 (and thus of T_p), as measured at MIT/Bates [40]. Hence, by taking the weighed average of these independent values of S_{1p} a good and reliable measure of the nuclear overlap matrix element is obtained, i.e. $S_{1p} = 2.23 \pm 0.07$, where the error also includes systematic uncertainties as listed in Table III.

As compared to the independent-particle shell-model prediction ($S_{1p}=4$) the value of S_{1p} (summed over the three $1p$ transitions) is 44 % low, thus confirming the values earlier reported [1,2], albeit with higher precision. Hence, the many-body interpretation of the low spectroscopic factors found in $(e, e'p)$ measurements at $Q^2 < 0.4$ (GeV/c) 2 need not be revised.

IV. ANALYSIS OF $1s$ KNOCKOUT DATA

Since the existing data for $1s$ knockout from ^{12}C cover different ranges in missing energy (see Table I and Fig. 3) and the experimental $1s$ missing-energy distribution extends over a range of about 25-80 MeV (see e.g. Refs. [4,5,21-23]) a special procedure was followed to extract the $1s$ -strength. Since the peak of the $1s$ missing-energy distribution is located at about 40 MeV we first fitted CDWIA calculations to the data of Saclay in the E_m range 30-50 MeV and those of Tokyo in the range 30-54 MeV. For these calculations we used a Woods-Saxon (WS) bound-state wave function with a binding energy of 40 MeV and fitted the radius of the WS well. With the resulting geometry of the WS well ($r_0=2.66$ fm, $a_0=0.65$ fm) we calculated all other $1s$ reduced cross sections with wave functions that have a binding energy corresponding to the center of the missing-energy interval of the

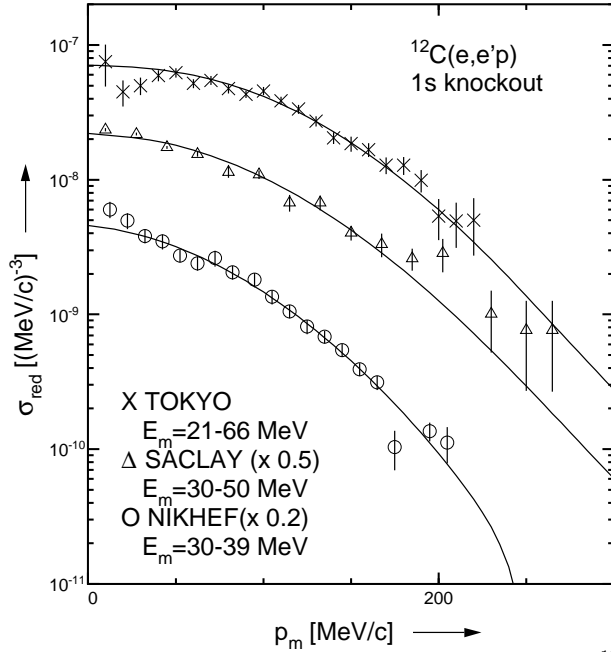


FIG. 3. Reduced cross sections for 1s-knockout from ^{12}C as obtained with the reaction $^{12}\text{C}(e, e'p)$. The data shown are those of Tokyo [4], Saclay [5] and NIKHEF [8] integrated over the indicated missing-energy ranges (see Table I). The curves represent CDWIA calculations with a spectroscopic factor fitted to the data.

data under consideration. Hence the depth of the well increases with increasing binding energy while simultaneously the rms radius of the wave function decreases.

Next the normalization of these calculated 1s reduced cross sections was fitted to each data set to obtain the spectroscopic factor for 1s knockout in the particular interval (see Table III and Fig. 3). Since the Tokyo data set in the interval $E_m=21-30$ MeV contains both 1s and 1p strength a two-parameter fit was employed in this case. From the obtained normalizations one can easily deduce the 1s strength $S_{1s}(E_m^{up})$ integrated to an upper limit in missing energy denoted by E_m^{up} . These values have been plotted in Fig. 4 where the errors include statistical and systematic uncertainties (see Table III) added in quadrature. The 1s strength at any value of E_m^{up} can now easily be deduced from a fit to the data with the expression :

$$S_{1s}(E_m^{up}) = n_{1s} \int_{E_F}^{E_m^{up}} dE_m \frac{\Gamma(E_m)/2\pi}{(E_m - E_{1s})^2 + \frac{1}{4}\Gamma^2(E_m)}, \quad (1)$$

where

$$\Gamma(E_m) = \frac{a(E_m - E_F)^2}{b + (E_m - E_F)^2}. \quad (2)$$

In this approach the energy dependence of the spectral function is modeled as a Lorentzian with an energy-dependent width $\Gamma(E_m)$ that was calculated according to the formula given by Brown and Rho [42] who use $a=24$ MeV and $b=500$ MeV². In Eq. (1) the quantity n_{1s} is the

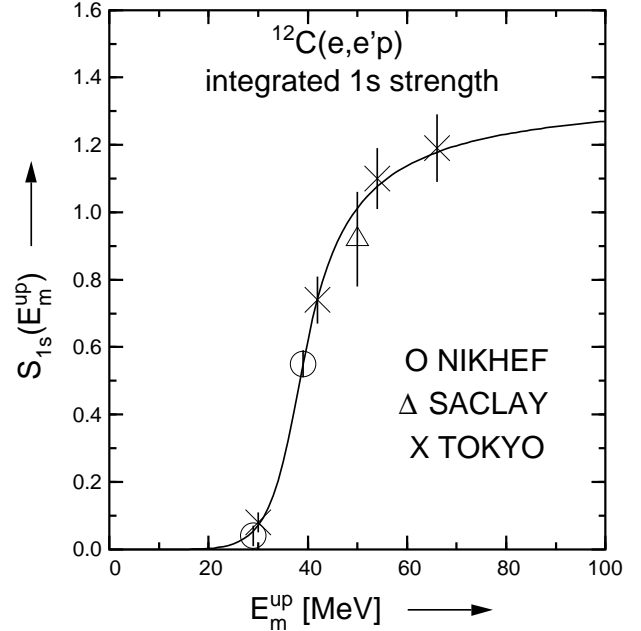


FIG. 4. Integrated 1s-knockout strength obtained with the reaction $^{12}\text{C}(e, e'p)$ as a function of the upper integration limit in missing energy. The shown data are those of Tokyo [4] (analyzed in four separate missing energy intervals), Saclay [5] and NIKHEF [7]. The curve represents a fit with an integrated Lorentzian as described in the text.

asymptotic ($E_m^{up} \rightarrow \infty$) occupation for the 1s-shell, while E_{1s} is the centroid energy for the 1s-shell. In the fit b , n_{1s} and E_{1s} were treated as free parameters and found to be $b = 590 \pm 250$ MeV², $n_{1s} = 1.32 \pm 0.08$ and $E_{1s} = 39 \pm 1$ MeV. The deduced spreading width $\Gamma(E_{1s}) = 12 \pm 3$ MeV is in good agreement with the broadening of the 1s missing-energy distributions as shown in the Saclay [5] and Tokyo [4] data. The fitted curve is seen to describe the data nicely. For the analysis of the 1s SLAC data ($E_m=30-80$ MeV) we will employ the value $S_{1s}(80)-S_{1s}(30)=1.18 \pm 0.07$, where all correlated errors in the fitted parameters have been included.

V. COMPARISON WITH THE SLAC DATA

Using the precisely determined values of S_{1p} and S_{1s} we have also reconsidered the interpretation of the $^{12}\text{C}(e, e'p)$ experiment performed at SLAC [15] at a somewhat higher value of $Q^2 = 1.1$ (GeV/c)². In this experiment the nuclear transparency for protons was measured with the aim of searching for color-transparency effects [44], i.e. the predicted increase of the nuclear transparency due to the proposed reduced interaction probability of small color neutral objects with the surrounding medium (see Ref. [43] for a recent review).

The experimental nuclear transparency T_α ($\alpha = 1s, 1p$) is determined by fitting a PWIA curve to the data using its normalization as a free parameter. However, as the magnitude of the PWIA curve scales with both S_α

and T_α , any uncertainty in S_α is immediately reflected in the derived value of T_α . In Refs. [10,15,41], *theoretical* estimates for S_{1p} and S_{1s} were used, creating a theoretical bias in the derived values of T . With the presently available precise values of S_{1p} and S_{1s} in hand, it is now possible to derive a value for the nuclear transparency that is based on *experimental* results for the spectroscopic factors. It is noted that this procedure relies on the assumption that the reduction of spectroscopic strength (to about 60% of the IPSM value), which we derived from the low Q^2 measurements, is the same at $Q^2=1.1$ (GeV/c)². This implies that the increase of Q^2 does not affect the amount of strength residing in the acceptance of the experiment ($E_m < 80$ MeV). Future experiments with a larger acceptance (and very good signal-to-noise ratios!) can in principle study the validity of this assumption by searching for strength at high missing energies.

We have obtained the SLAC $^{12}\text{C}(e, e'p)$ data for $1p$ - and $1s$ -knockout from Ref. [41], and applied radiative corrections to these data. The size of these corrections coincides to within 2.5% with those calculated by the authors of Ref. [41]. The SLAC $1p$ - and $1s$ -knockout data for $Q^2=1.1$ (GeV/c)² are displayed in Fig. 5, where they are compared to a plane-wave impulse approximation calculation (PWIA) based on the BSWF-parameters and spectroscopic factors derived from the low Q^2 data that were described in sections III and IV. Hence, final-state interaction effects are neglected. The PWIA curves are in reasonable agreement with the data, immediately suggesting a relatively large value of T . Subsequently the data were fitted with the expression

$$\sigma_{red}^{exp}(p_m) = T_\alpha \cdot \sigma_{red}^{PWIA}(p_m) \quad (3)$$

where T_α is treated as a free parameter. This procedure yields $T_{1p} = 0.86 \pm 0.05$ and $T_{1s} = 0.71 \pm 0.06$. For the data in the region $E_m=30$ -80 MeV we employed a fit using both a $1s$ and a (small) $1p$ component. The presence of the latter is due to the fact that the SLAC data are not radiatively unfolded and hence the radiative tail of the $1p$ distribution (which has an exactly calculable magnitude) is also included in this energy region.

Combining the two results for the transparency of $1p$ -shell and $1s$ -shell protons, we have evaluated the average transparency of nucleons removed from ^{12}C according to

$$T_{12C} = \frac{S_{1p}T_{1p} + S_{1s}T_{1s}}{S_{1p} + S_{1s}} \quad (4)$$

yielding $T_{12C} = 0.81 \pm 0.04$, which is considerably larger than the value 0.65 ± 0.05 quoted in Ref. [15].

The origin of this difference is due to the way the authors of Ref. [15] analyze their data. First, they determine an overall proton transparency for the data integrated up to $E_m=100$ MeV, whereas we deduce separate (and significantly different) transparencies for the $1p$ - and $1s$ -shell, and then obtain the weighed average. Secondly, they use an (overall) *theoretical* 'correlation

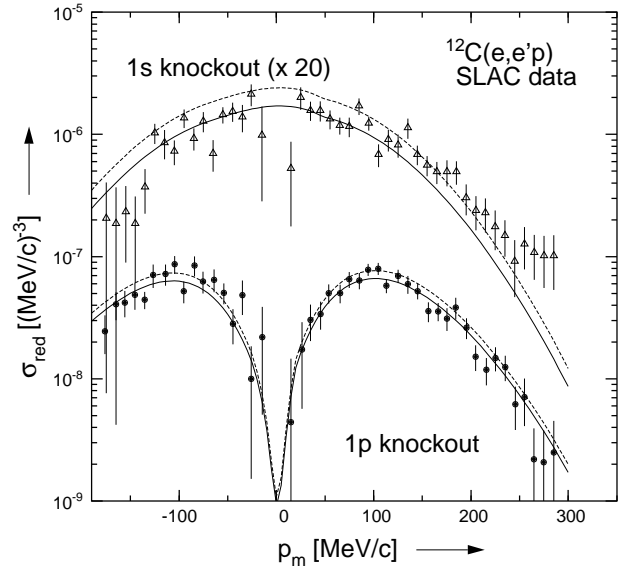


FIG. 5. Reduced cross section for $1p$ and $1s$ proton knockout in the reaction $^{12}\text{C}(e, e'p)$ as obtained in a recent SLAC experiment at $Q^2=1.1$ (GeV/c)² (from Ref. [41]). The kinematics are given in Table I. The dashed curves (which assume a 100% transparent nuclear medium ($T=1$)) represent PWIA calculations normalized with the spectroscopic factors $S_{1p} = 2.23$ and $S_{1s} = 1.18$ derived from the world's $^{12}\text{C}(e, e'p)$ data displayed in Figs. 1 and 3. For the solid curves the transparency has been fitted to the data.

correction' of 0.901 ± 0.024 to normalize their PWIA calculation, whereas we use *experimentally* determined spectroscopic factors to separately normalize the $1p$ and $1s$ momentum distributions by 0.56 ± 0.02 and 0.59 ± 0.04 , respectively. Thirdly, the authors of Ref. [15] use bound-state wave functions generated in a Woods-Saxon potential derived from an early analysis of the Saclay data [5], which did not include non-locality corrections, Coulomb distortion and off-shell effects and used an optical potential without a spin-orbit term. In our treatment the bound-state wave functions are based on an analysis of the world's data set for the reaction $^{12}\text{C}(e, e'p)$, which accounts for all these effects and moreover uses an optical potential that describes proton scattering in the full employed proton energy range and includes corrections for coupled-channels effects. As a result the bound-state wave functions are different (the rms radius for the $1p(1s)$ wave functions differs by +7 (-2) %). These three reasons explain why the value $T_{12C}=0.81 \pm 0.04$ that we deduce in the present analysis is significantly larger than the value obtained in Ref. [15].

The SLAC data also include $^{12}\text{C}(e, e'p)$ measurements at Q^2 values of 3, 5 and 7 (GeV/c)². In order to derive proper values of the nuclear transparency in this Q^2 range, the spectroscopic factors for $1p$ and $1s$ knockout quoted above should be used again. Rather than carrying out the same analysis for the higher Q^2 data again, we have used the ratio of the presently obtained value for T_{12C} and the published value of T_{12C} as a correction

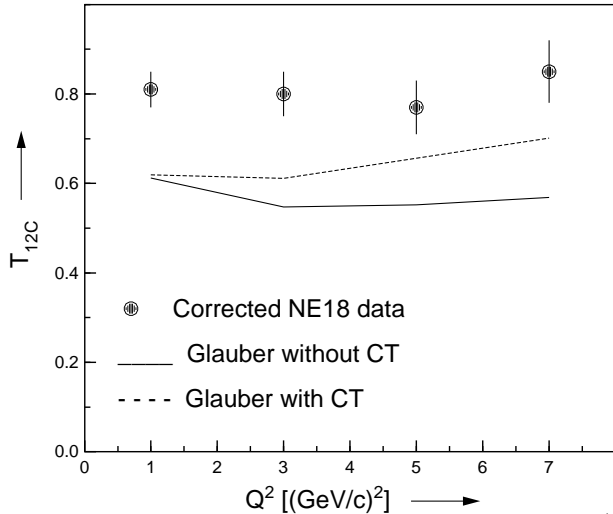


FIG. 6. Transparency for the SLAC NE18 data on ^{12}C as a function of Q^2 , after applying the correction factor F_{corr} as discussed in the text. The solid (dashed) curves represent Glauber calculations of Zhalov *et al.* [48] without (with) Color Transparency.

factor. This simplified procedure is motivated by the fact that the difference between the published data and the present analysis is largely due to use of experimentally constrained spectroscopic factors. We have thus applied the factor $F_{corr} = T_{12C}^{new}/T_{12C}^{NE18}$ (as derived from the $Q^2 = 1.1 \text{ (GeV/c)}^2$ data) to the other NE18 data, the result of which is displayed in Fig. 6. An average nuclear transparency of about 0.8 is found.

The corrected NE18 data are compared to two Glauber calculations for the transparency. The solid curve is a standard Glauber calculation, while the dashed curve includes Color Transparency effects. Both calculations assume that the spectral strength has reached its asymptotic value, i.e. no corrections are made for possible knockout strength outside the range of the experiment. We observe that the corrected NE18 transparency data are well above the calculations, especially at the lowest Q^2 values. As Color Transparency is not expected to have a significant influence on the data below $Q^2 \approx 4 \text{ (GeV/c)}^2$ (see also Refs. [45,46]), the discrepancy at $Q^2=1.1 \text{ (GeV/c)}^2$ is particularly disturbing.

It is difficult to identify a possible origin for the 4.2σ deviation between the corrected data and the Glauber calculation at $Q^2 = 1.1 \text{ (GeV/c)}^2$, because of the following reasons: (i) the recent TJNAF data for the nuclear transparency [10] confirmed the NE18 data (using the same value for the 'correlation correction'), making it unlikely that the effect is due to an experimental error; (ii) the optical model calculations for the low-energy $^{12}\text{C}(e, e'p)$ data give consistent results for different kinematics, different nuclei [1,2], and are even able to reproduce the measured nuclear transparency in the very low Q^2 domain [39]; (iii) it is hard to believe that the Glauber calculations are incorrect as they are able to reproduce

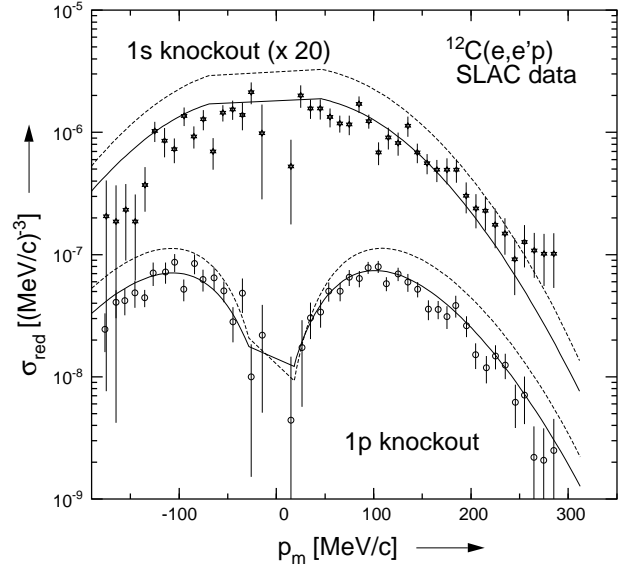


FIG. 7. Reduced cross section for $1p$ and $1s$ proton knockout in the reaction $^{12}\text{C}(e, e'p)$ as obtained in a recent SLAC experiment at $Q^2=1.1 \text{ (GeV/c)}^2$ (from Ref. [41]). The kinematics are given in Table I. The curves represent momentum distributions calculated in PWIA (dashed) and in the Glauber approximation (solid). For all curves the spectroscopic factors $S = 2j + 1$ were employed.

elastic and inelastic proton scattering data in the relevant energy domain (few GeV) [47], and different authors are able to reproduce the theoretical calculations shown in Fig. 6 [46,45,48].

In order to further study this discrepancy, Glauber calculations were carried out for the SLAC momentum distributions, which are compared to the data in Fig. 7. Apart from the Glauber calculation itself (solid curve) also a PWIA curve (dashed line) is shown. For both curves the spectroscopic factors were set equal to $S = 2j + 1$. One immediately derives from the ratio between Glauber and PWIA curves that at this energy the absorption due to the final-state interaction for $1p$ ($1s$) knockout is 0.6-0.7 (0.5-0.6), where the range indicates the dependence on p_m . At first glance the Glauber curves with $S = 2j + 1$ seem to describe the data rather well, but if one fits the data with the p_m -dependence of the Glauber curves one arrives at spectroscopic factors $S_{1p}=3.56\pm0.12$ and $S_{1s}=1.50\pm0.08$. These values are appreciably larger than the ones determined from the analysis of the world's low Q^2 data as presented in sections IV and III. Hence a discussion on the possible origin of this discrepancy is in order.

VI. DISCUSSION

The analysis presented in section V has shown that application of the spectroscopic factors deduced at low Q^2 leads to calculated plane-wave momentum distributions that lie a factor of $1/0.81$ above the experimental data

at high Q^2 . Hence, an average transparency of 0.81 was deduced, which is significantly larger than the value 0.6 based on Glauber theory.

Glauber calculations at high energy are generally believed to have an accuracy of a few percent as long as no new physics like Color Transparency is present. Moreover, several additional arguments can be given why the observed discrepancy is not due to the use of the Glauber approximation. (i) The accuracy of the Glauber approximation improves with increasing energy and it leads to a nearly constant transparency above $Q^2=1$ (GeV/c)². Both the NE-18 data and the TJNAF data are consistent with this behavior. (ii) The Glauber calculation gives a reasonable description [47] of the A-dependence of the scattering cross section including heavy nuclei for which the absorption is much larger than for carbon. (iii) For high energies a conservative estimate of the accuracy of the Glauber model for the reaction $(e, e'p)$ on ¹²C can be obtained from studies of $(p, 2p)$ reactions, where the Glauber treatment is used for the propagation of the incoming and the fast outgoing protons. In this reaction the observed deviation between theory and experiment is at most 20% [49]. Since the Glauber absorption effect enters twice in the reaction $(p, 2p)$ but only once in the reaction $(e, e'p)$ it is estimated that the Glauber approximation is accurate to 10% for the reaction $(e, e'p)$. The observed discrepancy between the high Q^2 data and calculations based on spectroscopic factors deduced at low Q^2 is certainly much larger than 10%. We conclude that there exists a genuine mismatch between the results deduced from the (internally consistent) low-energy measurements and those of the (internally consistent) high-energy measurements. This calls for a dynamic mechanism that may be responsible for such an effect. Here, we discuss one such mechanism that naturally reflects the difference between the two groups of measurements in terms of the relevant time scales, which are all proportional to typically $1/Q$.

At low energy, processes in infinite many-body fermion systems are dominated by contributions from the fermions near the Fermi surface - the so called Fermi liquid approach. In this quasiparticle concept fermions near the Fermi surface interact through an effective interaction, which accounts for the fundamental properties of fermionic systems (for an explanation and references see e.g. Ref. [50]). Calculations based on this concept are capable of describing low-energy phenomena in nuclear physics [51]. The approach is equivalent to the mean-field approximation with an effective NN interaction where nucleon-nucleon correlations are hidden in the parameters of the effective Hamiltonian (for a review see Refs. [51,52]). The renormalizability of nuclear theory naturally leads to a Q^2 dependence of the spectroscopic factors, as can be visualized by considering in more detail some specific features relevant to the electron induced proton knockout at low and high momentum transfers. In low-energy processes, where the energy transfer is comparable to the average kinetic energy of a

bound nucleon, the subsequent fragmentation of the nucleus is dominated by low momentum nucleons and by nuclear fragments - i.e. the low-energy probe can not resolve short-range correlations. Moreover, in low-energy experiments the rearrangement processes in the residual nucleus (due to residual soft interactions in the nucleus) and the interaction of the outgoing proton with the produced hole state (effect of nondiagonal transitions in the quasifree knockout reactions with fixed final excitation at low energy transfer) become essential and should be taken into account. For these processes at NIKHEF kinematics the typical interaction time scale $\tau_{int} \approx \hbar/\omega \approx 2$ fm/c is comparable with the time $\tau_{bn} \approx \hbar/U \approx 4$ fm/c, specific for bound nucleon motion in the nuclear mean-field potential U . Another important time scale is the reaction time $\tau_r \approx R_A E_p/p$, i.e. the average time the emitted nucleon needs to leave the nucleus. At low energy the reaction time $\tau_r \approx 5$ fm/c is close to τ_{bn} since low energy transfer results in slow outgoing protons with a kinetic energy close to the average kinetic energy of nucleons moving in the nuclear mean field and to the depth of this field.

As all time scales involved are close to each other the use of the quasiparticle concept is a reasonable approximation. In this model quenching of the spectroscopic factors occurs due to internucleon interactions at average internucleon distances in nuclei and due to the inability of the low-energy probe to effectively destroy SRC's.

However, in processes where a large momentum is transferred to the target, the interaction time is reduced to $\tau_{int} \approx 0.2$ fm/c and the reaction time to $\tau_r \approx 2$ fm/c (as estimated for the SLAC $Q^2=1.1$ (GeV/c)² data). Consequently the quenching due to SRC's has a tendency to disappear at high Q^2 . *This is qualitatively consistent with the trend we report in this paper.*

Finally, we note that the qualitative picture sketched above is part of a more general line of reasoning which has been successfully applied in different fields of theoretical physics, e.g. in the description of condensed matter, and in hard processes in QCD. Since QCD is renormalizable theory the parameters of its effective Hamiltonian at a given energy should depend on the time resolution (cf. Refs. [50,51,53,54]).

VII. CONCLUSION

A detailed analysis of existing ¹²C($e, e'p$) data has shown the mutual consistency of existing data sets - with the exception of recent data from Ref. [11]. ¹ New ex-

¹In a private communication with representatives from the Mainz experiment, it has become clear that the deviation between the Mainz data and the data from other laboratories is presumably due to a complicated dead time effect.

perimental data obtained at the high-duty factor AmPS facility confirm the normalization of the older data sets. From all data available precise values for the spectroscopic factors for $1p$ and $1s$ proton knockout from ^{12}C have been derived, which were used to re-evaluate the nuclear transparency from $^{12}\text{C}(e, e'p)$ data measured at high Q^2 . The deduced nuclear transparency is considerably closer to unity than previously reported. Glauber calculations are unable to reproduce the high values of T as obtained from the present analysis. As both the Glauber calculations and the optical model framework (which was used to derive the value of the spectroscopic factors entering the present analysis) are on solid phenomenological and theoretical grounds, it is concluded that spectroscopic strength is possibly Q^2 dependent. As an explanation for this effect we have discussed a dynamical mechanism that implies a possible break down of the quasi-particle concept beyond $Q^2 \approx 1$ (GeV/c) 2 . In order to further investigate the validity of this explanation it is of great importance to measure the transparency of nuclei for protons of a few GeV using different methods and for different nuclei. Moreover, it is of interest to study the energy spectrum of electron-induced quasifree knockout experiment at $Q^2 > 1$ (GeV/c) 2 , and try to search for evidence of a reduced spreading of knockout strength.

ACKNOWLEDGMENTS

The authors like to thank M.F. van Batenburg and R. Medaglia for their contributions to the analysis of the AmPS $^{12}\text{C}(e, e'p)$ data. They also acknowledge fruitful communications with Dr. T.G O'Neill, Prof. N.C.R. Makins, and Prof. R.G. Milner on the interpretation of the NE18 data. Two of us (L.L., M.S.) want to thank the Institute for Nuclear Theory at the University of Washington for its hospitality and the Department of Energy for partial support during completion of this work. This work is part of the research program of the Stichting voor Fundamenteel Onderzoek der Materie (FOM), which is financially supported by the Nederlandse Organisatie voor Wetenschappelijk Onderzoek (NWO). M.S. would like to thank DESY for the hospitality during the time this work was done. Research of M.S. was supported in part by the U.S. Department of Energy, research of L.F. was supported by the Israely Academy of Science.

-
- [1] L. Lapikás Nucl. Phys. **A553**, 297c (1993).
 - [2] G. van der Steenhoven and P.K.A. de Witt Huberts, in *Modern Topics in Electron Scattering*, edited by B. Frois and I. Sick (World Scientific, Singapore, 1991), p. 510.
 - [3] U. Amaldi Jr. *et al.*, Phys. Lett. **25B**, 24 (1967).
 - [4] K. Nakamura *et al.*, Nucl. Phys. **A268**, 381 (1976).
 - [5] J. Mougey *et al.*, Nucl. Phys. **A262**, 461 (1976).
 - [6] M. Bernheim *et al.*, Nucl. Phys. **A375**, 381 (1982).
 - [7] G. van der Steenhoven *et al.*, Nucl. Phys. **A480**, 547 (1988).
 - [8] G. van der Steenhoven *et al.*, Nucl. Phys. **A484**, 445 (1988).
 - [9] P.K.A. de Witt Huberts, Nucl. Phys. **A553**, 845c (1993).
 - [10] D. Abbott *et al.*, Phys. Rev. Lett. **80**, 5072 (1998).
 - [11] K.I. Blomquist *et al.*, Z. Physik, **A351**, 353 (1995).
 - [12] G. van der Steenhoven, in *Proc. 4th Workshop on Perspectives in Nuclear Physics at Intermediate Energies*, Trieste, edited by S. Boffi, C. Ciofi degli Atti, and M. Giannini (World Scientific, Singapore, 1989), p. 469.
 - [13] W.H. Dickhoff and H. Mütter, Rep. Prog. Phys. **55**, 1992 (1992); H. Mütter and W.H. Dickhoff, Phys. Rev. C **49**, R17 (1994).
 - [14] C. Mahaux and R. Sartor, Adv. Nucl. Phys. **20**, 1 (1991).
 - [15] N.C.R. Makins *et al.*, Phys. Rev. Lett. **72**, 1986 (1994); T.G. O'Neill *et al.*, Phys. Lett. **B351**, 87 (1995).
 - [16] G. van der Steenhoven *et al.*, Phys. Rev. Lett. **57**, 182 (1986).
 - [17] I. Bobeldijk, H.P. Blok and G. van der Steenhoven, Phys. Lett. **B281**, 25 (1992).
 - [18] G. van der Steenhoven, in *Proc. Int. Workshop on Exclusive Reactions at high momentum transfer*, Elba, 1993, edited by C. Carlson, P. Stoler, and M. Taiuti, (World Scientific, Singapore, 1994) p. 176.
 - [19] L.J.H.M. Kester *et al.*, Phys. Lett. **B344**, 79 (1995).
 - [20] L.J.H.M. Kester *et al.*, Phys. Lett. **B366**, 44 (1996).
 - [21] R.W. Lourie *et al.*, Phys. Rev. Lett. **56**, 2364 (1986).
 - [22] P.E. Ulmer *et al.*, Phys. Rev. Lett. **59**, 2259 (1987).
 - [23] L.B. Weinstein *et al.*, Phys. Rev. Lett. **64**, 1646 (1986).
 - [24] H. Baghei *et al.*, Phys. Rev. **C39**, 177 (1989).
 - [25] J.H. Morrison *et al.*, Phys. Rev. **C59**, 221(1999).
 - [26] T. de Forest Jr., Nucl. Phys. **A392**, 232 (1983).
 - [27] J. Mougey, Ph.D. thesis, Université de Paris Sud, Paris, 1976.
 - [28] J. Potter, Nucl. Phys. **45**, 33 (1963).
 - [29] J.W.A. den Herder *et al.*, Nucl. Phys. **A490**, 507 (1988).
 - [30] S. Boffi, C. Giusti and F.D. Pacati, Phys. Rep. **226**, 1 (1993).
 - [31] J.R. Comfort and B.C. Karp, Phys. Rev. C **21**, 2162 (1980).
 - [32] K.W. McVoy and L. van Hove, Phys. Rev. **125**, 1034 (1962).
 - [33] L.J. de Bever, Ph.D. thesis, University of Utrecht, Utrecht, 1993.
 - [34] C.M. Spaltro *et al.*, Phys. Rev. C **48**, 2385 (1993).
 - [35] L. Chinitz *et al.*, Phys. Rev. Lett. **67**, 568 (1991).
 - [36] D.G. Ireland and G. van der Steenhoven, Phys. Rev. C **49**, 2182 (1994).
 - [37] C. de Vries *et al.*, Nucl. Instr. **223**, 1 (1984).
 - [38] G. van der Steenhoven, Nucl. Phys. **A527**, 17c (1991).
 - [39] D.G. Ireland, L. Lapikás and G. van der Steenhoven, Phys. Rev. C **50**, 1626 (1994).
 - [40] G. Garino *et al.*, Phys. Rev. C **45**, 780 (1992).
 - [41] T.G. O'Neill, Ph.D. thesis, California Institute of Technology, 1994, unpublished; N.C.R. Makins, Ph.D. thesis, Massachusetts Institute of Technology, 1994, unpublished.

- [42] G.E. Brown and M. Rho, Nucl. Phys. **A372**, 397 (1981).
- [43] *Proceedings of the Workshop on Color Transparency*, Grenoble, 1997, edited by E. Voutier (Institute de Sciences Nucleaires, Grenoble, 1998).
- [44] A.H. Mueller, in *Proc. of the XVII Rencontre de Moriond*, Moriond, 1982, edited by J. Tran Thanh Van (Editions Frontières, Gif-sur-Yvette, France, 1982) p. 13; S. J. Brodsky, in *Proc. of the Thirteenth International Symposium on Multiparticle Dynamics*, edited by W. Kittel, W. Metzger, and A. Stergiou (World Scientific, Singapore, 1982) p. 963.
- [45] N.N. Nikolaev *et al.*, Phys. Lett. **B317**, 281 (1993).
- [46] O. Benhar *et al.*, Phys. Rev. Lett. **69**, 881 (1992).
- [47] G.D. Alkhazov *et al.*, Phys. Rep. **42**, 89 (1978).
- [48] L. Frankfurt, M. Strikman and M. Zhalov, Phys. Rev. **C50**, 2189 (1994).
- [49] S.Belostotski *et al.*, in *Proc. of Int. Symp. on Modern Developments in Nuclear Physics*, Novosibirsk, 1987, edited by O.P. Sushkov, (World Scientific, Singapore, 1988) p. 191.
- [50] L.D. Landau and E.M. Lifshitz, *Statistical Physics, vol. 1 (Course of Theoretical Physics, v. 5)*, (Pergamon Press, Oxford, 1980); E.M. Lifshitz and L.P. Pitaevskii, *Statistical Physics, vol. 2: theory of the condensed state. (Course of Theoretical Physics, v. 9)* (Pergamon Press, Oxford, 1980).
- [51] A.B. Migdal, *Theory of Finite Fermi System and Application to Atomic Nuclei*, (Interscience, New York, 1967).
- [52] G.E. Brown, *Unified theory of nuclear models and forces*, (North-Holland, Amsterdam, 1971).
- [53] K. G. Wilson, Phys. Rev. B **4**, 3174 (1971).
- [54] S.K. Ma, *Modern Theory of Critical Phenomena*, (W.A. Benjamin, Reading, 1976).