

Search for η -mesic nuclei in photoproduction processes at LPI*

G.A. Sokol, T.A. Aibergenov, A.V. Kravtsov, A.I. L'vov, L.N. Pavlyuchenko
P.N. Lebedev Physical Institute of RAS, Leninsky Prospect 53, Moscow 117924, Russia

Abstract

Presented are preliminary results of an experiment performed at the 1-GeV electron synchrotron of the Lebedev Physical Institute giving bremsstrahlung photon beams of the end-point energies of 650 and 850 MeV. Correlated π^+n pairs with the opening angle $\langle\theta_{\pi N}\rangle = 180^\circ$ and with the energies $\langle E_{\pi^+}\rangle = 300$ MeV and $\langle E_n\rangle = 100$ MeV arising from the process $\gamma + {}^{12}\text{C} \rightarrow N + {}_\eta(A-1) \rightarrow N + \pi^+n + (A-2)$ have been observed. They provide an evidence for the existence of the ${}^{11}_\eta\text{B}$ and ${}^{11}_\eta\text{C}$ η -mesic nuclei.

PACS: 25.20.Lj, 24.30.Gd, 21.30.Fe

Eta-mesic nuclei ${}_\eta A$ are a new form of the nuclear matter which represents bound states of the η -meson and a nucleus [1]. Two attempts to discover η -nuclei were performed soon after the first theoretical suggestions. They were based on using π^+ -meson beams at BNL [2] and LAMPF [3] and both failed, thus excluding properties of ${}_\eta A$ assumed in the first works and challenged later [4,5]. A new interest in studying the hypothetical η -nuclei arose out of an indirect evidence for a formation of a quasi-bound η - ${}^3\text{He}$ state in the reaction $pd \rightarrow \eta^3\text{He}$ which would naturally explain [6,7] an experimentally observed near-threshold enhancement in the total cross section of the reaction [8]. A similar enhancement was found in the reaction $dd \rightarrow \eta^4\text{He}$ as well [9]. Based on modern determinations of the T -matrix of ηN scattering [10,11], theoretical calculations of the η -nucleus scattering length $a_{\eta A}$ were fulfilled [12] which suggested that η -nuclei ${}_\eta A$ indeed exist for all $A \geq 3$.

It should be kept in mind, however, that the above experimental evidences from the reactions with η in the final state do not determine the *sign* of $a_{\eta A}$ [8] and thus cannot unambiguously prove that η -nuclei really exist as bound rather than virtual states. Therefore, a crucial experiment would be in an observation of bound η 's, and the present work is aimed at doing that.

Specifically, in the present work a search for η -nuclei is performed in the photo-mesonic reaction

$$\gamma + {}^{12}\text{C} \rightarrow N + {}_\eta(A-1) \rightarrow N + \pi^+n + (A-2), \quad (1)$$

*Talk of G.A.S. at the Conference on Particle and Nuclear Physics with CEBAF at Jefferson Lab, Dubrovnik, Croatia, November 3–10, 1998.

in which detected are decay products of the η -nuclei, viz. correlated pions and nucleons emitted in opposite directions transversely to the beam. The underlying idea is [13] that such πN pairs cannot be produced in quasi-free photoproduction at energies as high as $E_\gamma \sim 700$ MeV, whereas they naturally appear due to η 's stopped (captured) in the nucleus.

The process of the η -nucleus formation in the reaction (1) followed by the decay is shown schematically in Fig. 1a. There, both the first stage of the reaction, i.e. production of η by a photon, and the second stage, i.e. annihilation of η and creating a pion, proceeds through single-nucleon interactions (either with a proton or a neutron in the nucleus) mediated by the $S_{11}(1535)$ nucleon resonance. Formation of the bound state of the η and the nucleus becomes possible when the momentum of the produced η is small (typically less than 150 MeV/c, see below in Fig. 2). This requirement suggests photon energies $E_\gamma = 650\text{--}850$ MeV as most suitable for creating η -nuclei. Due to the Fermi motion, πN pairs from η -nuclei decays have the characteristic opening angle $\langle\theta_{\pi N}\rangle = 180^\circ$ with the width of $\simeq 25^\circ$. Their kinetic energies are $\langle E_\pi \rangle \simeq 300$ MeV and $\langle E_n \rangle \simeq 100$ MeV. In the case when the momentum (or energy) of the produced η is high, the attraction between the η and the nucleus is not essential, and the η propagates freely (up to an absorption), see Fig. 1b. In this case the final πN pairs carry a high momentum too and their kinematical characteristics, such as an opening angle, are different from those of pairs produced through the stage of the η -nucleus formation.

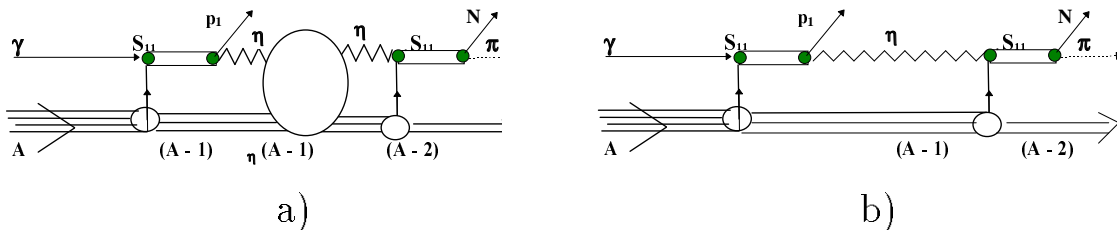


FIG. 1. (a) Mechanism of formation and decay of an η -nucleus. (b) Background production and decay of η 's in the nucleus.

A systematic way to describe both the resonance (Fig. 1a) and background (Fig. 1b) processes consists in using the Green function $G(\mathbf{r}_1, \mathbf{r}_2, E)$ which gives an amplitude of η having an energy E to propagate between the creation and annihilation points in the nuclear mean-field described by an optical energy-dependent potential $U(r, E)$. In the vicinity of a bound level of a (complex) energy E_0 , the Green function has a pole $\sim 1/(E - E_0)$, and this pole corresponds to the mechanism shown in Fig. 1a. The background process (Fig. 1b) corresponds to a non-pole part of G . A convenient measure of the relative role of the background and resonance processes is given by the spectral function $S(E) = \iint \rho(r_1) \rho(r_2) |G(\mathbf{r}_1, \mathbf{r}_2, E)|^2 d\mathbf{r}_1 d\mathbf{r}_2$ (cf. [14]), which characterizes a nuclear dependence of pion production through the two-step transition $\gamma \rightarrow \eta \rightarrow \pi$ in the nucleus. $S(E)$ depends on the binding potential U and is proportional to the number of ηN collisions which η experiences when travels through the nucleus of the density $\rho(r)$ between the creation and annihilation points. An attractive potential U makes the produced η of a near-resonance energy E to pass several times through the nucleus before it decays or escapes, thus resulting in enhancing the number of collisions

and in a resonance increasing the production rate of the correlated πN pairs.

A comparative role of the resonance and background contributions is illustrated in Fig. 2 [15], in which the spectral function $S(E)$ is shown for the case of a rectangular-well optical potential U simulating the ^{12}C nuclear density and proportional to the elementary ηN -scattering amplitude by Green and Wycech [11]. The ηA attraction results in a prominent enhancement in the number of collisions when η has a negative energy in between 0 and -30 MeV. A related spectral function $S(E, q) = \int \rho(r) |G_{r_2 < R}(\mathbf{r}, \mathbf{q}, E)|^2 d\mathbf{r}$, which is given by Fourier components of the inner part of the Green function (viz. a part having an overlap with nucleons in the nucleus), describes a nuclear dependence of the energy-momentum distribution $\partial^2 N / \partial E \partial \mathbf{q}$ of the produced πN pairs over their total energy and momentum (which are $E + m_\eta + m_N$ and q , respectively, up to the Fermi smearing). As seen in Fig. 2, the η -nucleus attraction results in a strong enhancement in the momentum density at the resonance energies E and low q . This theoretical finding supports the starting point of the further analysis that the correlated πN pairs predominantly appear from decays of bound η 's.

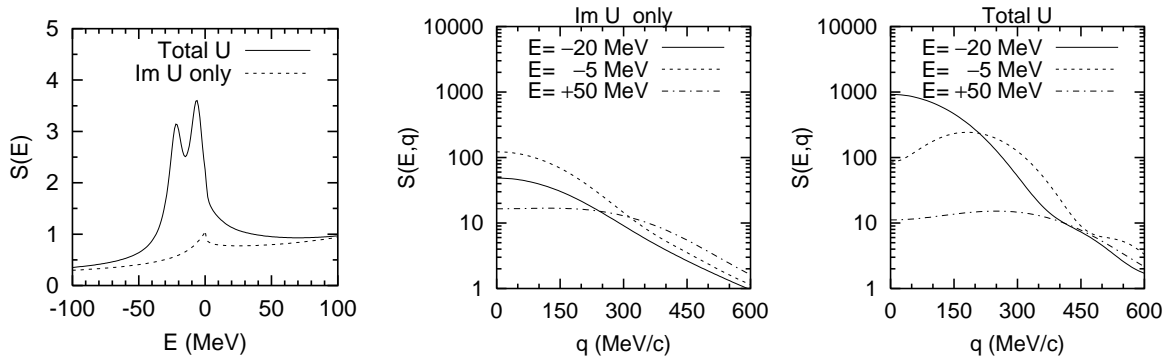


FIG. 2. Spectral functions $S(E)$ and $S(E, q)$ (in arbitrary units) found with a rectangular-well optical potential simulating the nucleus ^{12}C . For a comparison, shown also are results obtained with dropping out the attractive (i.e. real) part of the ηA potential.

The experimental setup consisted of two scintillation time-of-flight spectrometers having the apparatus time-resolution (the channel acceptance) of $\Delta\tau = 50$ ps. Both spectrometers were positioned around a 4 cm carbon target at either $\theta = 50^\circ$ or 90° with respect to the photon beam (on its opposite sides) and covered the solid angle ~ 0.06 sr each. An anti-counter of charged particles located in front of the neutron detectors had the rejection efficiency of 90%.

There were three runs in the present experiment with different positions of the spectrometers: (a) a “calibration”, (b) “background”, and (c) “effect + background” runs. In the “calibration” run (a), both spectrometers were placed at $\theta = 50^\circ$ with respect to the photon beam, and the end-point energy of the bremsstrahlung spectrum was $E_{\gamma\text{max}} = 650$ MeV. In this run, mainly $\pi^+ n$ pairs from quasi-free production of pions from the carbon, $\gamma + ^{12}\text{C} \rightarrow \pi^+ + n + X$, were detected. In the “background” run (b), the spectrometers were moved at $\theta = 90^\circ$ with respect to the photon beam, i.e. to the position suitable for measuring the effect. However, the end-point energy still was $E_{\gamma\text{max}} = 650$ MeV, i.e. well below the η photoproduction threshold off free nucleons (which is 707 MeV). In the

”effect+background” run (c), keeping the angle $\theta = 90^\circ$, the beam energy was set above the threshold: $E_{\gamma\text{max}} = 850$ MeV. The observed two-dimensional velocity spectra of the detected pairs are shown in Fig. 3 for all three runs.

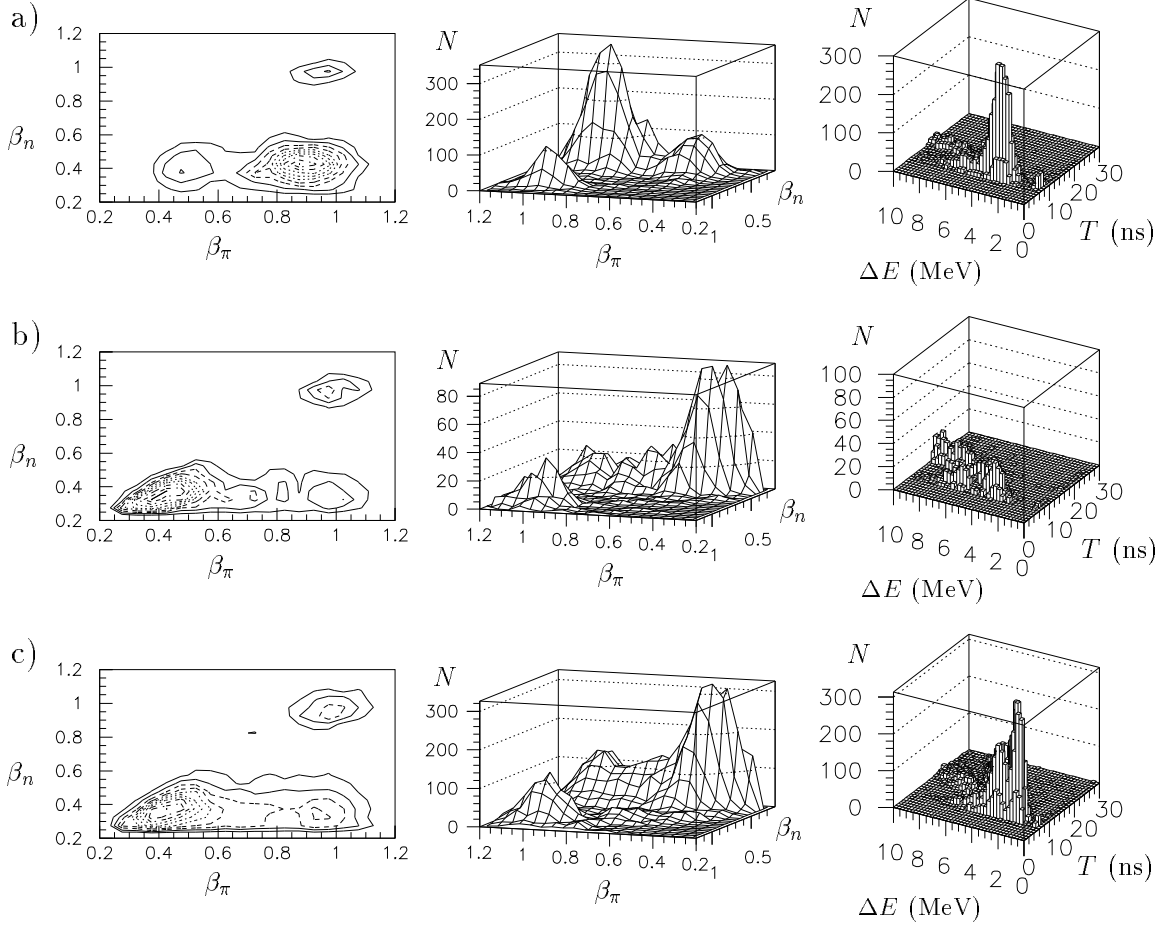


FIG. 3. Left and central panels: Distributions (the number of events N) over the pion and neutron velocities for the “calibration” (a), “background” (b), and “effect+background” (c) runs. Right panels: Distributions over the time-of-flight T and the energy losses ΔE in the pion spectrometer for the same runs; only events with a slow particle in the neutron spectrometer were selected for these plots.

In accordance with the velocities of particles in the pion and neutron spectrometer, all events in each run can be assembled into three groups: fast-fast (FF), fast-slow (FS), and slow-slow (SS). The FF events with the extreme velocities close to the speed of the light correspond to a background (mainly e^+e^- pairs produced by π^0 from double-pion production). The FS events mostly correspond to πN pairs. In the “calibration” run ($\theta = 50^\circ$, $E_{\gamma\text{max}} = 650$ MeV), the quasi-free production of the π^+n pairs is seen as a prominent peak in the two-dimensional distribution (Fig. 3a). In the “background” run ($\theta = 90^\circ$, $E_{\gamma\text{max}} = 650$ MeV), the largest peak (SS events in Fig. 3b) is caused by $\pi\pi$ pairs from double-pion photoproduction off the nucleus. In the “effect+background” run ($\theta = 90^\circ$

and $E_{\gamma\text{max}} = 850$ MeV) (Fig. 3c), apart from the SS events, a clear excess of the FS events, as compared with the “background” run, is seen. This FS signal is interpreted as a result of production and annihilation of slow η ’s in the nucleus giving the π^+n pairs.

A further analysis of the events was done using an information from three scintillation detectors which were positioned between the starting and finishing layers of the time-of-flight pion spectrometer; they measured the energy losses ΔE of particles passed through. A selection of events with a minimal ΔE in two-dimensional distributions over the time of flight T and the energy losses ΔE (Fig. 3) allows to discriminate events with a single pion from those with the e^+e^- pairs.

The count rate of the π^+n events was evaluated as

$$N(\pi^+n; 850) = N(\text{FS}_{\text{min}}; 850) - N(\text{FS}_{\text{min}}; 650) \times K(850/650), \quad (2)$$

where $N(\text{FS}_{\text{min}}; E_{\gamma\text{max}})$ is the number of the observed FS events with the minimal ΔE and with the specific photon energy $E_{\gamma\text{max}}$, and the coefficient $K(850/650)$ gives an increase of the FS-background due to double-pion photoproduction when $E_{\gamma\text{max}}$ grows from 650 MeV up to 850 MeV. Assuming that the same coefficient describes an increase of the SS count rate as well, it was found from the SS events at 650 and 850 MeV that $K = 2.15$. Such a procedure gives $N(\pi^+n; 850) = (61 \pm 7)$ events/hour. Assuming an isotropic distribution of the π^+n pairs, taking into account efficiencies of the pion and neutron spectrometers (80% and 30%, respectively) and evaluating a geometrical fraction f of the correlated π^+n pairs simultaneously detected by the pion and neutron detectors of a finite size (this fraction, $f = 0.18$, was determined by a Monte Carlo simulation of the width of the angular correlation between π^+ and n caused by the Fermi motion of nucleons and η in the nucleus), we obtain the following estimate of the total photoproduction cross section of the correlated pairs from the carbon averaged over the energy interval of 650–850 MeV:

$$\langle \sigma(\pi^+n) \rangle = (12.2 \pm 1.3) \mu\text{b} \quad (3)$$

(a statistical error only).

Summarizing, we have observed a clear excess of the correlated π^+n pairs with the opening angle close to 180° arising when the photon beam energy becomes higher than η -production threshold. That is, we have observed production and decay of slow η ’s inside the nucleus. As was discussed above in relation with Fig. 2, these pairs are expected to be mostly related with a formation and decay of η -nuclei in the intermediate state. The obtained total cross section of pair production (3) is close to theoretical predictions [16] for the total cross section of η -nuclei formation in the photo-reaction, what provides a further support for that expectation. For more direct arguments in favor of an observation of η -nuclei, angular and energy distributions of the components of the pairs have to be analyzed and a better statistics has to be achieved. This work is in progress now.

ACKNOWLEDGMENTS

The present research was supported by the Russian Foundation for Basic Research, grant 96-02-17103.

REFERENCES

- [1] L. Liu and Q. Haider, Phys. Rev. C 34 (1986) 1845.
- [2] R. Chrien et al., Phys. Rev. Lett. 60 (1988) 2595.
- [3] B. Leib and L. Liu, *LAMPF Progress Report*, LA-11670-PR (1988).
- [4] H.C. Chiang, E. Oset and L.C. Liu, Phys. Rev. C 44 (1988) 2595.
- [5] J. Kulpa, S. Wycech and A.M. Green, nucl-th/9807020.
- [6] C. Wilkin, Phys. Rev. C 47 (1993) R938.
- [7] L. Kondratyuk et al., In *Proc. of Int. Conf. Mesons and Nuclei at Intermediate Energies*, Dubna 1994 (World Scientific, Singapore, Eds. M.Kh. Khanhasayev and Zh.B. Kurmanov), p. 714.
- [8] B. Mayer et al., Phys. Rev. C 53 (1996) 2068.
- [9] N. Willis et al., Phys. Lett. B 406 (1997) 14.
- [10] M. Batinić et al., Phys. Rev. C 51 (1995) 2310; *ibid.* 57 (1998) 1004; Physica Scripta 56 (1997) 521; *ibid.* 58 (1998) 15.
- [11] A.M. Green and S. Wycech, Phys. Rev. C 55 (1997) R2167.
- [12] S.A. Rakityansky et al., Phys. Rev. C 53 (1996) R2043.
- [13] G.A. Sokol and V.A. Tryasuchev, *Kratkie Soobsh. Fiz.* [English transl.: Sov. Phys. – Lebedev Institute Reports] Issue No. 4 (1991) 23.
- [14] O. Morimatsu and K. Yazaki, Nucl. Phys. A 435 (1985) 727; A 483 (1988) 493.
- [15] A.I. L’vov, In: *Proc. 7th Int. Conf. Mesons and Light Nuclei*, Prague-Pruhonic 1998 (World Scientific, Singapore, in press) (nucl-th/9810032) and A.I. L’vov, in preparation.
- [16] A.I. Lebedev and V.A. Tryasuchev, *Yad. Fiz.* 58 (1995) 642.