

Freeze-Out Parameters in Central 158 A GeV  $^{208}\text{Pb} + ^{208}\text{Pb}$  Collisions

M.M. Aggarwal,<sup>1</sup> A. Aghaie,<sup>2</sup> Z. Ahammed,<sup>3</sup> A.L.S. Angelis,<sup>4</sup> V. Antonenko,<sup>5</sup> V. Aréev,<sup>6</sup> V. Astakhov,<sup>6</sup>  
V. Avdeichikov,<sup>6</sup> T.C. Awes,<sup>7</sup> P.V.K.S. Baba,<sup>8</sup> S.K. Badyal,<sup>8</sup> A. Baldine,<sup>6</sup> L. Barabach,<sup>6</sup> C. Barlag,<sup>9</sup> S. Bathe,<sup>9</sup>  
B. Batiounia,<sup>6</sup> T. Bemier,<sup>10</sup> K.B. Bhalla,<sup>2</sup> V.S. Bhatia,<sup>1</sup> C. Blume,<sup>9</sup> R. Bock,<sup>11</sup> E.-M. Böhne,<sup>9</sup> Z.K. Borocz,<sup>9</sup>  
D. Bucher,<sup>9</sup> A. Buijs,<sup>12</sup> H. Busching,<sup>9</sup> L. Carlen,<sup>13</sup> V. Chalyshov,<sup>6</sup> S. Chattopadhyay,<sup>3</sup> R. Cherbachev,<sup>5</sup> T. Chup,<sup>14</sup>  
A.C. Laussen,<sup>9</sup> A.C. Das,<sup>3</sup> M.P. Decowski,<sup>18</sup> H. Delagrè,<sup>10</sup> V.D. Jorjadze,<sup>6</sup> P. Donni,<sup>4</sup> I. Doudovik,<sup>5</sup> S. Dutt,<sup>8</sup>  
M.R. Dutta Majumdar,<sup>3</sup> K. Elchenawi,<sup>13</sup> S. Eliseev,<sup>15</sup> K. Enosawa,<sup>14</sup> P. Foka,<sup>4</sup> S. Fokin,<sup>5</sup> V. Frolov,<sup>6</sup> M.S. Ganti,<sup>3</sup>  
S. Garpmann,<sup>13</sup> O. Gavrishchuk,<sup>6</sup> F.J.M. Geurts,<sup>12</sup> T.K. Ghosh,<sup>16</sup> R. Glasow,<sup>9</sup> S.K. Gupta,<sup>2</sup> B. Guskov,<sup>6</sup>  
H.A. Gustafsson,<sup>13</sup> H.H. Gutbrod,<sup>10</sup> R. Higurashi,<sup>14</sup> I. Hrivnacova,<sup>15</sup> M. Ippolitov,<sup>5</sup> H. Kaledonov,<sup>4</sup>  
R. Kamermans,<sup>12</sup> K.H. Kampert,<sup>9</sup> K. Karadjevic,<sup>5</sup> K. Karpio,<sup>17</sup> S. Kato,<sup>14</sup> S. Kees,<sup>9</sup> H. Kim,<sup>7</sup> B.W. Kolb,<sup>11</sup>  
I. Kosarev,<sup>6</sup> I. Koutcheryaev,<sup>5</sup> T. Kumpel,<sup>9</sup> A. Kugler,<sup>15</sup> P. Kulinich,<sup>18</sup> M. Kurata,<sup>14</sup> K. Kurita,<sup>14</sup> N. Kuzmin,<sup>6</sup>  
I. Langbein,<sup>11</sup> A. Lebedev,<sup>5</sup> Y.Y. Lee,<sup>11</sup> H. Lohner,<sup>16</sup> L. Luquin,<sup>10</sup> D.P. Mahapatra,<sup>19</sup> V. Manko,<sup>5</sup> M. Martin,<sup>4</sup>  
G. Martnez,<sup>10</sup> A. Maximov,<sup>6</sup> R. Mehdiyev,<sup>6</sup> G. Mgebrichvili,<sup>5</sup> Y. Miske,<sup>14</sup> D. Mikhalev,<sup>6</sup> M. M. Mir,<sup>8</sup>  
G.C. Mishra,<sup>19</sup> Y. Miyamoto,<sup>14</sup> D. Morrison,<sup>20</sup> D.S. Mukhopadhyay,<sup>3</sup> V. Malyukovskii,<sup>6</sup> H. Naef,<sup>4</sup> B.K. Nandi,<sup>19</sup>  
S.K. Nayak,<sup>10</sup> T.K. Nayak,<sup>3</sup> S. Neumaier,<sup>11</sup> A. Nianine,<sup>5</sup> V. Nikitine,<sup>6</sup> S. Nikolaev,<sup>6</sup> P. Nilsson,<sup>13</sup> S. Nishimura,<sup>14</sup>  
P. Nomokonov,<sup>6</sup> J. Nystrand,<sup>13</sup> F.E. Obenshain,<sup>20</sup> A. Oskarsson,<sup>13</sup> I. Otterlund,<sup>13</sup> M. Pachr,<sup>15</sup> A. Parfenov,<sup>6</sup>  
S. Pavliouk,<sup>6</sup> T. Peitzmann,<sup>9</sup> V. Petracek,<sup>15</sup> F. Pasi,<sup>7</sup> W. Pinguand,<sup>10</sup> M.L. Purschke,<sup>11</sup> B. Raevan,<sup>12</sup> J. Rak,<sup>15</sup>  
R. Raniwala,<sup>2</sup> S. Raniwala,<sup>2</sup> V.S. Ramamurthy,<sup>19</sup> N.K. Rao,<sup>8</sup> F. Retiere,<sup>10</sup> K. Reygers,<sup>9</sup> G. Roland,<sup>18</sup> L. Rosselet,<sup>4</sup>  
I. Roufanov,<sup>6</sup> C. Roy,<sup>10</sup> J.M. Rubio,<sup>4</sup> H. Sako,<sup>14</sup> S.S. Sambyal,<sup>8</sup> R. Santo,<sup>9</sup> S. Sato,<sup>14</sup> H. Schlagheck,<sup>9</sup>  
H.R. Schmidt,<sup>11</sup> Y. Schutz,<sup>10</sup> G. Shabratova,<sup>6</sup> T.H. Shah,<sup>8</sup> I. Sibirak,<sup>5</sup> T. Siemiatycki,<sup>17</sup> D. Silvestre,<sup>13</sup>  
B.C. Sinha,<sup>3</sup> N. Slavine,<sup>6</sup> K. Soderstrom,<sup>13</sup> N. Solomey,<sup>4</sup> S.P. Sorensen,<sup>20</sup> P. Stankus,<sup>7</sup> G. Stefanek,<sup>17</sup> P. Steinberg,<sup>18</sup>  
E. Stenlund,<sup>13</sup> D. Stuken,<sup>9</sup> M. Sumera,<sup>15</sup> T. Svensson,<sup>13</sup> M.D. Trivedi,<sup>3</sup> A. Tsvetkov,<sup>5</sup> L. Tykarski,<sup>17</sup> J. Urbahn,<sup>11</sup>  
E.C.v.d. Pijl,<sup>12</sup> N.v. Eijndhoven,<sup>12</sup> G.J.v.Nieuwenhuizen,<sup>18</sup> A.V. Inogradov,<sup>5</sup> Y.P. Vaynskiy,<sup>3</sup> A. Vodopianov,<sup>6</sup>  
S. Voros,<sup>4</sup> B.W. Ysibuch,<sup>18</sup> K. Yagi,<sup>14</sup> Y. Yokota,<sup>14</sup> G.R. Young<sup>7</sup>

(W A 98 Collaboration)

- <sup>1</sup> University of Panjab, Chandigarh 160014, India
- <sup>2</sup> University of Rajasthan, Jaipur 302004, Rajasthan, India
- <sup>3</sup> Variable Energy Cyclotron Centre, Calcutta 700 064, India
- <sup>4</sup> University of Geneva, CH-1211 Geneva 4, Switzerland
- <sup>5</sup> RRC "Kurchatov Institute", RU-123182 Moscow, Russia
- <sup>6</sup> Joint Institute for Nuclear Research, RU-141980 Dubna, Russia
- <sup>7</sup> Oak Ridge National Laboratory, Oak Ridge, Tennessee 37831-6372, USA
- <sup>8</sup> University of Jammu, Jammu 180001, India
- <sup>9</sup> University of Münster, D-48149 Münster, Germany
- <sup>10</sup> SUBATECH, Ecole des Mines, Nantes, France
- <sup>11</sup> Gesellschaft für Schwerionenforschung (GSI), D-64220 Darmstadt, Germany
- <sup>12</sup> Universiteit Utrecht/NIKHEF, NL-3508 TA Utrecht, The Netherlands
- <sup>13</sup> Lund University, SE-221 00 Lund, Sweden
- <sup>14</sup> University of Tsukuba, Ibaraki 305, Japan
- <sup>15</sup> Nuclear Physics Institute, CZ-250 68 Rez, Czech Rep.
- <sup>16</sup> KVI, University of Groningen, NL-9747 AA Groningen, The Netherlands
- <sup>17</sup> Institute for Nuclear Studies, 00-681 Warsaw, Poland
- <sup>18</sup> MIT Cambridge, MA 02139, USA
- <sup>19</sup> Institute of Physics, 751-005 Bhubaneswar, India
- <sup>20</sup> University of Tennessee, Knoxville, Tennessee 37966, USA

(Draft 1.9, February 9, 2020)

Neutral pion production in central 158 A GeV  $^{208}\text{Pb} + ^{208}\text{Pb}$  collisions has been studied in the W A 98 experiment at the CERN SPS. The  $^0$  transverse mass spectrum has been analyzed in terms of a thermodynamic model with hydrodynamic expansion. The high accuracy and large kinematic coverage of the measurement allow to limit previously noted ambiguities in the extracted freeze-out parameters. The results are shown to be sensitive to the shape of the velocity distribution at freeze-out.

25.75.Dw

Heavy ion reactions at sufficiently high energies produce dense matter which may provide the necessary conditions for the transition from a hadronic state to a deconfined phase, the Quark-Gluon Plasma. Since a finite thermalized system without external containment pressure will necessarily expand, part of the thermal excitation energy will be converted into collective motion which will be reflected in the momentum spectra of the final hadrons. The dynamics of the expansion may depend on the presence or absence of a plasma phase. The strongly interacting hadrons are expected to decouple in the late stages of the collision. Their transverse momentum spectra should therefore provide information about the conditions of the system at freeze-out, in particular about the temperature and collective velocity of the system, if the thermal assumption is valid.

The application of a thermal description is non-trivial. There is no reason to believe that there should be unique thermal freeze-out temperatures for all hadrons, or unique chemical freeze-out temperatures for all various changing reactions. It is likely that chemical equilibrium is not fully attained (see e.g. [1]), implying that chemical parameters will also influence momentum spectra through contributions from decays of heavier resonances. Furthermore, it is not obvious that this problem should have a stationary solution since particle emission will occur throughout the full time evolution of the collision and so, in principle, would require a full space-time integration with varying parameters.

Most attempts to extract freeze-out parameters from experiment assume local thermal equilibrium and parameterizations of hydrodynamical models to the experimental distributions [2-7]. Already the earliest analyses [2] noted ambiguities in fitting the hadron transverse mass spectra due to an anti-correlation between the fitted temperature,  $T$ , and transverse flow velocity,  $v_T$ .

Two-particle interferometric (HBT) measurements provide information on the spatial and temporal extent of the emission volume, but are also sensitive to the collective motion of the source (see e.g. [3,8,9]). Within a hydrodynamical parameterization of the source at freeze-out, the transverse two-particle correlations have been shown to be sensitive only to the ratio  $v_T^2/T$  [3]. Hence HBT analyses have a  $v_T/T$  ambiguity which is roughly orthogonal to that resulting from fits to the single particle spectra. This fact has recently been used by the NA49 collaboration to constrain the freeze-out parameters to lie within the region  $h_T \equiv 0.55 - 0.12$  and  $T = 120 - 12$  MeV for central Pb+Pb collisions [6]. Alternatively, a recent analysis of  $\pi^+$ ,  $K^+$ , and  $K^-$  distributions and  $\pi^+$  and  $\pi^-$  two-particle correlations measured by the NA44 collaboration for central Pb+Pb collisions using a 9-parameter hydrodynamical model [10] gave freeze-out parameters of  $h_T \equiv 0.443 - 0.023$  and  $T = 95.8 - 3.5$  MeV. These analyses suggest that a single set of freeze-out parameters can describe the hadron

single particle distributions and two-particle correlations, with moderate temperature and large transverse flow velocity.

On the other hand, various thermal model analyses of particle production ratios, especially strangeness production (see e.g. Ref. [11] for a recent summary), have indicated rather high chemical freeze-out temperatures. Use of integrated yields in these analyses allows to obtain conclusions on the temperature which are insensitive to the amount of transverse flow. In a recent analysis of results at SPS energies, including Pb+Pb collisions, good agreement is obtained if partial strangeness saturation is assumed with a chemical freeze-out temperature of about 180 MeV [12].

A successful thermal interpretation of relativistic heavy ion collisions must provide an accurate description of the pion spectra since pions provide the "thermal bath" of the late stages of the collision. In this letter we discuss the extraction of thermal freeze-out parameters from the neutral pion transverse mass distribution for central 158 A GeV  $^{208}\text{Pb} + ^{208}\text{Pb}$  collisions. These data provide important constraints due to their accuracy and coverage in transverse mass. The analysis of the  $\pi^0$  spectrum, within a particular hydrodynamical model, reveals the importance of the shape of the velocity distribution at freeze-out. The default shape, derived from a Gaussian spatial distribution, favors a large thermal freeze-out temperature, similar to temperatures extracted for chemical freeze-out, but in contradiction to conclusions obtained based on analyses of limited coverage particle spectra and HBT results [6,10,13].

The CERN experiment WA98 [14,16] consists of large acceptance photon and hadron spectrometers together with several other large acceptance devices which allow to measure various global variables on an event-by-event basis. The results presented here were obtained from an analysis of the data taken with Pb beams in 1995 and 1996. The 10% most central reactions (central 630 mb) have been selected using the transverse energy  $E_T$  measured in the MIRAC calorimeter.

Neutral pions are reconstructed via their decay branch using the WA98 lead-glass photon detector, LEDA, which consisted of 10,080 individual modules with photomultiplier readout. The detector was located at a distance of 21.5 m from the target and covered the pseudorapidity interval  $2.35 < \eta < 2.95$ . The general analysis procedure, described in [16], is similar to that used in the WA80 experiment [7]. The momentum distributions are fully corrected for geometrical acceptance and reconstruction efficiency. The systematic error on the absolute yield is 10% and increases sharply below  $p_T = 0.4$  GeV/c. An additional systematic error originates from the uncertainty on the momentum scale of 1%. The influence of this rises slowly for large  $p_T$  and leads to an uncertainty on the yield of 15% at  $p_T = 4$  GeV/c.

The measured neutral pion cross section from central

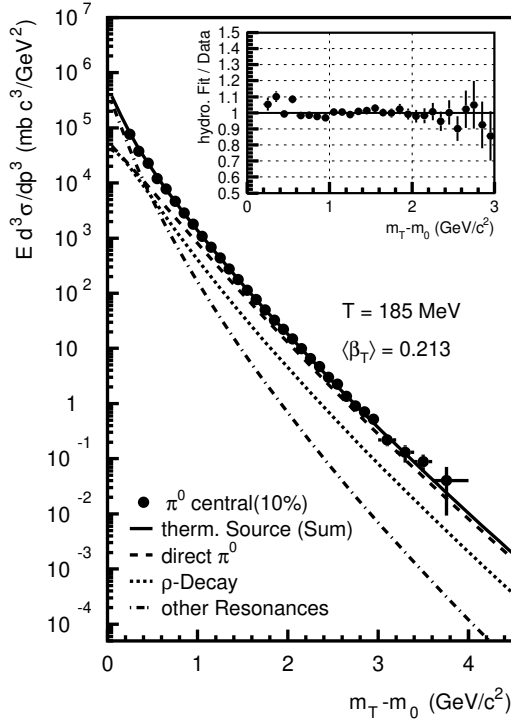


FIG. 1. Transverse mass spectra of neutral pions in central collisions (10% of  $m$  in bias cross section) of 158 A GeV Pb+Pb. The invariant cross section of neutral pions is compared to a fit using a hydrodynamical model [5] including transverse flow and resonance decays, with the direct production and the contribution of decays and all other resonances shown separately. The ratio of the fit to the data is shown in the inset.  $m_0$  is the  $\pi^0$  mass.

Pb+Pb reactions as a function of  $m_T - m_0$  is shown in Fig. 1. Included is a fit with a hydrodynamical model [5] including transverse flow and resonance decays. This computer program calculates the direct production and the contributions from the most important resonances having two- or three-body decays including pions ( $\pi^0$ ,  $K_S^0$ ,  $K^*$ ,  $\rho$ ,  $\omega$ ,  $\eta$ ,  $\eta'$ ,  $\phi$ ). The code, originally intended for charged pions, has been adapted to predict neutral pion production. The model uses a gaussian transverse spatial density profile truncated at 4 fm. The transverse flow rapidity is assumed to be a linear function of the radius. For all results presented here, a baryonic chemical potential of  $\mu_B = 200$  MeV has been used. The results are not very sensitive, however, to the choice of  $\mu_B$  for the  $m_T - m_0$  region considered here.

This model provides an excellent description of the neutral pion spectra with a temperature  $T = 185$  MeV and an average flow velocity of  $\langle \beta_T \rangle = 0.213$ . These values are very similar to the parameters obtained with similar fits to neutral pion spectra in central reactions of

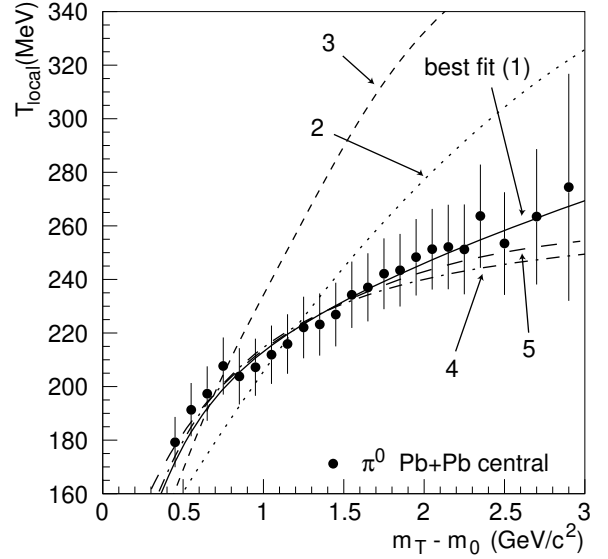


FIG. 2. The local inverse slope of the transverse mass spectrum of neutral pions in central collisions of 158 A GeV Pb+Pb. The measured results (solid points) are compared to the hydrodynamical model best fit result (solid line;  $T = 185$  MeV and  $\langle \beta_T \rangle = 0.213$ , also shown in Fig. 1) and to the other results given in table I.

$^{32}\text{S} + \text{Au}$  [7]. The 2 lower limit<sup>1</sup> on the temperature is  $T^{\text{low}} = 171$  MeV and the corresponding upper limit on the flow velocity is  $\langle \beta_T^{\text{upp}} \rangle = 0.253$ .

The observed curvature at low  $m_T$  is largely a result of resonance decay contributions. Performing a fit with only the direct contribution leads to  $T = 142$  MeV and  $\langle \beta_T \rangle = 0.301$ , with corresponding 2 limits of  $T^{\text{low}} = 135$  MeV and  $\langle \beta_T^{\text{upp}} \rangle = 0.318$ , similar to other analyses which have neglected decay contributions [6,17]. The larger average velocity which results in this case is due to the fact that all of the observed curvature must now be accounted for by transverse flow.

The high statistical accuracy and large transverse mass coverage of the present  $\pi^0$  measurement reveals the concave curvature of the  $\pi^0$  spectrum over a large  $m_T$  range, which constrains the parameters significantly. This is further demonstrated by studying the local slope at each  $m_T$ . The local (inverse) slope is given by

$$T_{\text{local}}^{-1} = \frac{E \frac{d^3}{dp^3}}{\frac{d}{dm_T} E \frac{d^3}{dp^3}} : \quad (1)$$

The local slope results are plotted in Fig. 2. Each individual value of  $T_{\text{local}}$  has been extracted from 3 adjacent data points of Fig. 1. The data are compared to

<sup>1</sup>All limits given use the data for  $m_T - m_0 > 2 \text{ GeV}/c^2$  as upper limits only to allow for additional hard-scattering contributions.

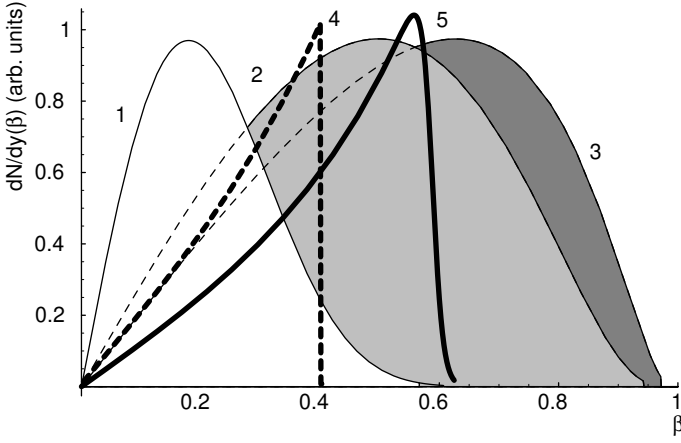


FIG. 3. Unnormalized multiplicity distributions as a function of the transverse source velocity for the parameter sets given in table I.

the hydrodynamical model best fit results of Fig. 1, as well as fits in which the transverse flow velocities have been fixed to larger values comparable to those obtained by Refs. [10] and NA49 [6] (sets 2 and 3). The corresponding fit parameters are given in Table I. The comparison demonstrates that while the large transverse flow velocity fits can provide a reasonable description of the data up to transverse masses of about 1 GeV, they significantly overpredict the local slopes at large transverse mass. While application of the hydrodynamical model at large transverse mass is questionable, the model cannot overpredict the measured yield. The observed overprediction therefore rules out the assumption of large transverse flow velocities, or points to a deficiency in the model assumptions used in these fits.

The curvature in the  $\pi^0$  spectrum at large transverse mass is a result of the distribution of transverse velocities. Although the spectrum is not directly sensitive to the spatial distribution of particle emission, within this model it is dependent indirectly on the spatial distribution due to the assumption that the transverse rapidity increases linearly with radius. The large curvature at large transverse mass is due to high velocity contributions which result from the tail of the assumed gaussian density profile [18]. Figure 3 shows the transverse source velocity distributions  $dN/dy(\beta)$  for the different parameter sets. The curves labelled 1–3 correspond to the calculations in figure 2 using a gaussian spatial profile. In addition, velocity profiles are shown for a uniform density profile (set 4) and for a Woods-Saxon distribution:

$$\rho(r) = \frac{1}{1 + \exp[(r - r_0)/\lambda]} \quad (2)$$

with  $\lambda = r_0 = 0.02$  (set 5). These are included in figures 2 and 3. It is seen that the uniform density assumption truncates the high velocity tail resulting in less curvature in the pion spectrum, while the Woods-Saxon has a more diffuse edge at high  $\beta$ .

While the gaussian and uniform density assumptions have very different velocity profiles, it is interesting that both can provide acceptable fits to the pion spectrum with best fit results with similar  $\langle h_T \rangle$  and  $T$  parameters, which give similar effective temperatures, and which have similar velocity widths,  $\sigma_{RMS}$ , as shown in Table I. Compared to the gaussian profile result, the best fit result using the uniform profile gives a lower temperature of 178 MeV and would lead to weaker limits of  $\langle h_T \rangle^{upper} = 0.42$  and  $T^{low} = 134$  MeV. Limits cannot be set using the Woods-Saxon profile due to increased ambiguity. If the data for  $m_T - m_0 > 2 \text{ GeV} = c^2$  is used only as upper limits, as explained above, a best fit result with  $T = 129$  MeV and  $\langle h_T \rangle = 0.42$  is obtained.

The data presented here can be well described with high thermal freeze-out temperatures, similar to temperatures which have been extracted for chemical freeze-out [12], and small transverse flow velocities. On the other hand, if the larger velocities obtained in other analyses which have considered limited particle spectra together with HBT results [6, 10, 13] persist, the present data obviously provide important information on the shape of the freeze-out velocity distribution and further constraints on the relation between  $\langle h_T \rangle$  and  $T$ . A systematic study would require further guidance from full hydrodynamical calculations, which is beyond the scope of this paper. Recent hydrodynamical model calculations [19, 20] have found reasonable agreement with transverse mass spectra within a broad range of assumptions. However, in these studies it was not attempted to limit the model parameters or assumptions by a rigorous comparison to the data. In fact, these calculations tended to overpredict the WA98  $\pi^0$  spectrum [19] or the NA49  $h^-$  spectrum [20] at high transverse momenta.

TABLE I. Parameters for different hydrodynamical models to the neutral pion spectrum shown in figures 2 and 3. The temperature  $T$ , average and RMS transverse flow velocity  $\langle h_T \rangle$  and  $\sigma_{RMS}$  are given together with the effective temperature  $T_{eff} = T \sqrt{(1 - \langle h_T \rangle)(1 + \langle h_T \rangle)}$ .

Set	spatial profile	$T$ (MeV)	$\langle h_T \rangle$	$\sigma_{RMS}$	$T_{eff}$ (MeV)	$\chi^2/\text{dof}$
1	Gauss	185 ± 4	0.213 ± 0.020	0.107	230	25.9/18
2	Gauss	75 ± 1	0.469	0.199	125	386/19
3	Gauss	49 ± 1	0.527	0.213	88	578/19
4	Uniform	178 ± 13	0.274 ± 0.046	0.093	235	33.3/18
5	W S	146 $^{+21}_{-16}$	0.365 $^{+0.056}_{-0.069}$	0.137	214	26.7/18

In summary, we have argued that hydrodynamical models which attempt to extract the thermal freeze-out parameters of relativistic heavy ion collisions must provide an accurate description of the pion spectra, since pions most directly reflect the thermal environment in the late stage of the collision. In particular, models, or parameter sets, which overpredict the observed pion

yields, even at large transverse mass, can immediately be ruled out. We have demonstrated that the high accuracy neutral pion spectra with large transverse mass coverage can constrain the thermal freeze-out parameters and model assumptions. Within the context of the hydrodynamical model of Ref. [5], only special choices of the velocity profile allow freeze-out parameters similar to those extracted from other recent analyses which consider also HBT results [6,10,13], while still providing additional constraints. Other profiles favor large thermal freeze-out temperatures consistent with chemical freeze-out temperatures determined for the same system [12]. While the model used here may be criticized as too simplified, the features discussed should qualitatively apply also to realistic hydrodynamics. It can therefore serve as demonstration of the information that may be extracted from the present data by full hydrodynamical calculations. It will be important to determine whether such calculations can provide a consistent description of both the present data and other available measurements.

We wish to thank Urs Wiedemann for assistance with the model calculations and valuable discussions. This work was supported jointly by the German BM BF and DFG, the U.S. DOE, the Swedish NFR and FRN, the Dutch Stichting FOM, the Stiftung für Deutsch-Polnische Zusammenarbeit, the Grant Agency of the Czech Republic under contract No. 202/95/0217, the Department of Atomic Energy, the Department of Science and Technology, the Council of Scientific and Industrial Research and the University Grants Commission of the Government of India, the Indo-FRG Exchange Program, the PPE division of CERN, the Swiss National Fund, the INTAS under Contract INTAS-97-0158, ORISE, Grant-in-Aid for Scientific Research (Specially Promoted Research & International Scientific Research) of the Ministry of Education, Science and Culture, the University of Tsukuba Special Research Projects, and the JSPS Research Fellowships for Young Scientists. ORNL is managed by Lockheed Martin Energy Research Corporation under contract DE-AC05-96OR22464 with the U.S. Department of Energy. The MIT group has been supported by the U.S. Dept. of Energy under the cooperative agreement DE-FC02-94ER40818.

- [6] NA 49 Collaboration, H. Appelshauser et al., Eur. Phys. J. C 2 (1998) 661(670).
- [7] WA 80 Collaboration, R. Albrecht et al., Eur. Phys. J. C 5 (1998) 255.
- [8] S. Pratt, Phys. Rev. D 33 (1986) 1314.
- [9] U. Heinz et al., Phys. Lett. B 382 (1996) 181.
- [10] J.R. Nix et al., nucl-th/9801045.
- [11] J. Sollfrank, J. Phys. G 23 (1997) 1903.
- [12] F. Becattini, M. Gazdzicki, and J. Sollfrank, Eur. Phys. J. C 5 (1998) 143.
- [13] J.R. Nix, Phys. Rev. C 58 (1998) 2303.
- [14] WA 98 Collaboration, Proposal for a large acceptance hadron and photon spectrometer, 1991, Preprint CERN/SPSLC 91-17, SPSLC/P 260.
- [15] WA 98 Collaboration, M. A. Aggarwal et al., Nucl. Phys. A 610 (1996) 200c.
- [16] WA 98 Collaboration, M. M. A. Aggarwal et al., Phys. Rev. Lett. 81 (1998) 4087.
- [17] NA 44 Collaboration, I.G. Bearden et al., Phys. Rev. Lett. 78 (1997) 2080.
- [18] U. Heinz and U. Wiedemann, private communication.
- [19] A. D. Mitru and D. H. Rischke, nucl-th/9806003.
- [20] P. Huovinen, P.V. Ruuskanen, and J. Sollfrank, nucl-th/9807076.

- 
- [1] F. Becattini, Z. Phys. C 69 (1996) 485(492).
  - [2] E. Schnedermann, J. Sollfrank, and U. Heinz, Phys. Rev. C 48 (1993) 2462.
  - [3] S. Chappman, J. R. Nix and U. Heinz, Phys. Rev. C 52 (1995) 2694.
  - [4] P. Braun-Munzinger et al., Phys. Lett. B 344 (1995) 43.
  - [5] U. Wiedemann and U. Heinz, Phys. Rev. C 56 (1997) 3265.