

International Journal of Modern Physics E
 World Scientific Publishing Company

ϕ -h correlation in Cu+Cu at $\sqrt{s_{NN}} = 200$ GeV

Jiangyong Jia, for the PHENIX Collaboration

Chemistry Department, State University of New York at Stony Brook,
 Stony Brook, NY 11794-3400, USA

Physics Department, Brookhaven National Laboratory,
 Upton, NY 11796, USA
 jjia@bnl.gov

We present the results of the two-particle correlation between high p_T ϕ and charged hadrons in Cu+Cu collisions at $\sqrt{s_{NN}} = 200$ GeV. Clear away-side jet signals are seen in central Cu+Cu collisions at all associated hadron p_T , albeit suppressed by factor of 2 above 2 GeV/c. This level is similar to the suppression seen for inclusive hadrons at high p_T (> 7 GeV/c). However, this agreement is argued to be the result of a cancellation between a softer away-side parton spectra due to the requirement of high p_T triggers and a bigger energy loss due to a longer path length traversed by the away-side jet.

1. Introduction

PHENIX have done a detailed mapping of the two-particle correlations in centrality, p_T and particle types^{1;2;3;4;5;6}. Non-trivial modifications relative to p-p of the correlation patterns are observed in the trigger p_T (p_T^A) and partner p_T (p_T^B) below 4 GeV/c. There are strong evidences suggesting that the p_T dependence of the jet shape at the near- and away-side is a consequence of the detailed interplay between jet-quenching and response of the medium to the energy lost by energetic jets⁷. Additional complication (only for jet yield) can be traced back to the soft contribution to the triggers, which are used to normalize jet pair rate into per-trigger yield (Y_{jet})⁷. For example, imagine we try to correlate hadrons in 2-3 GeV/c (p_T^1) with those 5-10 GeV/c (p_T^2). Since $R_{AA}(p_T^1) > R_{AA}(p_T^2)$, arguably due to recombination contribution, one expects I_{AA} (ratio of Y_{jet} in A+A to that in p+p) for using p_T^1 as trigger and p_T^2 as partner is lower than the other way around^a.

In this analysis, we present results using high p_T ϕ as triggers. These triggers come dominantly from jet fragmentation, thus provide a cleaner physical inter-

For the full list of PHENIX authors and acknowledgements, see Appendix 'Collaborations' of this volume

^a i.e. $R_{AA}(p_T^1)I_{AA}(p_T^1; p_T^2) = R_{AA}(p_T^2)I_{AA}(p_T^2; p_T^1)$ ⁸. Note I_{AA} is function of trigger and partner p_T : $I_{AA}(p_T; p_{T,trigger}; p_{T,partner})$.

2 Jiangyong Jia

pretation of the per-trigger yield. In terms of N_{part} , Cu+Cu collisions cover from peripheral to 30-40% central Au+Au collisions. N_{part} can be determined with better precision than in Au+Au, thus allows a more detailed mapping of the centrality dependence of the onset of the jet quenching. Additionally, systematic error from the jet yield due to elliptic flow is much more reduced in Cu+Cu due to a smaller combinatoric background level.

2. Analysis and results

The measurement was carried with 5-10 GeV/c⁰ as triggers and charged hadrons in several ranges in 0.4-10 GeV/c as partners. The per-trigger jet yield is obtained via [9,10],

$$Y_{\text{jet}} = \frac{R_{\text{d}} N_{\text{mix}}}{2 N_{\text{t}} \epsilon_{\text{B}}} \frac{N^{\text{same}}(\Delta\phi)}{N^{\text{mix}}(\Delta\phi)} \quad 1 + 2v_2^{\text{t}} v_2^{\text{a}} \cos 2\Delta\phi$$

where N_{A} is the number of triggers, ϵ_{B} is the single particle efficiency for partners in the full azimuth and $j < 0.35$; $N^{\text{same}}(\Delta\phi)$ and $N^{\text{mix}}(\Delta\phi)$ are pair distributions from the same- and mixed-events, respectively. Mixed-event pairs are obtained by selecting partners from different events with similar centrality and vertex. The ϵ_{B} values include detector acceptance and reconstruction efficiency, with an uncertainty of 10%, evaluated similar to [11]. R_{d} is a normalization factor which is the ratio of the combinatorics pairs in the same event to those in the mixed event. R_{d} is typically bigger but very close to 1.

Fig.1 show the correlation function, $CF = N^{\text{same}}(\Delta\phi)/N^{\text{mix}}(\Delta\phi)$, in 0-20% Cu+Cu compared with that in p+p. A clear away-side excess can be seen in all partner p_{T} ranges. No concave shape is expected even after the v_2 background subtraction. At partner $p_{\text{T}} > 2$ GeV/c, the away-side can be well described by a gauss function. Fig.2 shows the near-side and away-side jet width as function of partner p_{T} for p+p, 0-20% and 20-40% Cu+Cu collisions. No significant differences can be seen between Cu+Cu and p+p within systematic errors, suggesting partners come mostly from jet fragmentation in the p_{T} range under consideration ($0.4 < p_{\text{T}}^{\text{B}} < 10$ GeV/c at the near side and $p_{\text{T}}^{\text{B}} > 2$ GeV/c at the away side).

Comparing the top and the bottom panels of Fig.1, one notices that there is a larger asymmetry between the near- and away-side in Cu+Cu than that in p+p. To quantify the medium modifications, we extract the Y_{jet} for Cu+Cu and p+p and construct the I_{AA} as function of x_{E} ($x_{\text{E}} = p_{\text{T},\text{A}}/p_{\text{T},\text{T}} \cos(\Delta\phi)$). The results for 0-20% central Cu+Cu collisions are shown in left panel of Fig.3. I_{AA} at the near side is consistent with 1 in the full x_{E} range of 0.1-1.4; the away-side I_{AA} starts at slightly above 1 at small x_{E} , and gradually decreases towards larger x_{E} , at $x_{\text{E}} > 0.4$ the suppression value approaches a constant of 0.5 up to $x_{\text{E}} = 1$. This constant behavior is also seen by STAR in Au+Au collisions [12], where the level of suppression was found to be similar to single particle R_{AA} .

The right panel of Fig.3 shows the integrated I_{AA} in $0.4 < x_{\text{E}} < 1$ as function N_{part} , comparing with the integrated R_{AA} for the single particle. Assuming I_{AA}

0 -h correlation in Cu+Cu 3

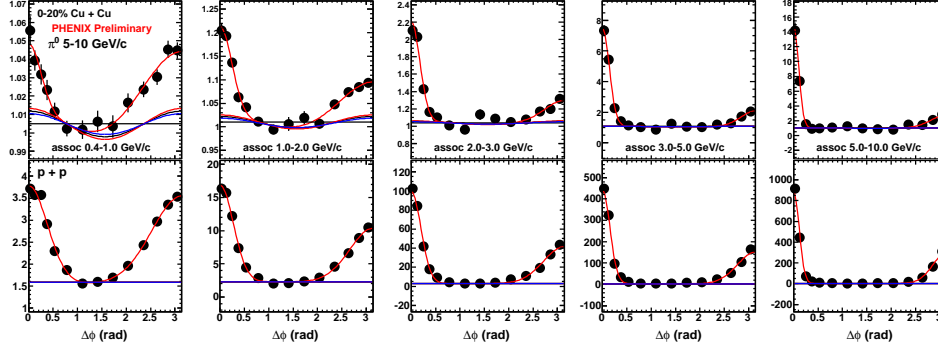


Fig. 1. The correlation function in Cu+Cu (upper panels) and p+p (bottom panels) for 5-10 GeV/c 0 and various partner p_T ranges within 0.4-10 GeV/c.

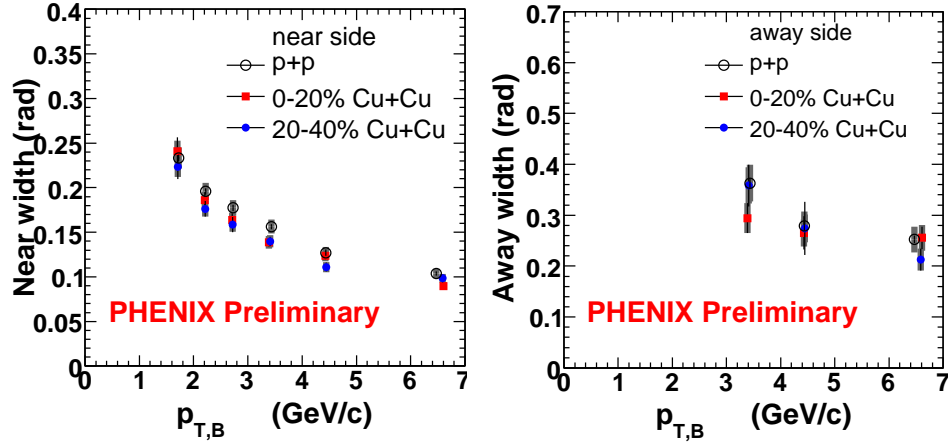


Fig. 2. The near-side and away-side jet gauss width vs. $p_{T,B}^B$ for p+p, 0-20% and 20-40% Cu+Cu collisions.

0.7 for leading 0 s, the p_T of the original jets should be around $5/0.7 = 7$ GeV/c. Thus the I_{AA} of the away-side should be directly comparable to the single particle at $p_T > 7$ GeV/c. In reality, since the 0 R_{AA} is at $p_T > 4$ GeV/c, the exact values of the energy of the jets for high p_T 0 s are not important.

Fig 3b indicates that the near-side I_{AA} is around one in all centralities, consistent with surface emission picture. In contrast, away-side I_{AA} shows a suppression that has a similar centrality dependence in N_{part} relative to single particle suppression. This is rather surprising given that the away-side jet travels more medium than the single particles in the naive jet absorption picture¹⁴. Suggesting that the simple geometrical bias argument is too naive. In jet quenching picture, the suppression is due to the energy degradation of the high p_T jets. The suppression

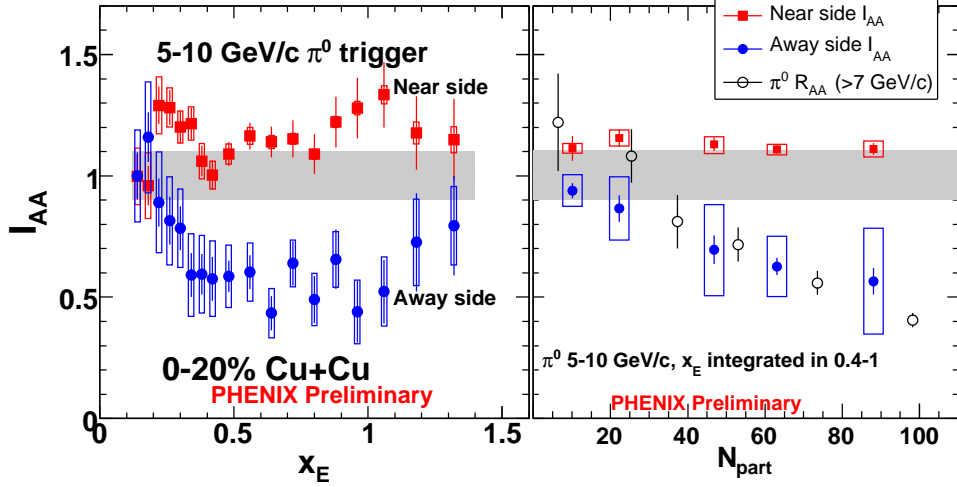


Fig. 3. a) The I_{AA} as function of x_E in p+p and Au+Au for near and away-side; b) The I_{AA} for yield integrated in 0.4-1 as function of N_{part} , compared with suppression factor for high p_T π^0 .

factor R_{AA} depends on both the energy loss as well as on the input parton spectra shape. For the single particle, the expected N_{binary} scaled p+p spectra have a typical power-law shape with a power of 8. In the di-hadron correlation, the away-side spectra associated with the leading particles have much flatter distribution with a much smaller power. Thus for the same amount of energy loss for single jet and away-side jet, the suppression level observed for I_{AA} could be smaller than the that for R_{AA} .

To illustrate this idea, we follow the prescription in Ref. ¹³. The fractional energy loss S_{loss} is related to R_{AA} as:

$$S_{loss} = 1 - R_{AA} (p_T)^{1=(n-1)} \quad \text{or} \quad R_{AA} = (1 - S_{loss})^{n-1} \quad (1)$$

The power " n " is 7.1 for single particle spectra in $dN=dp_T$. The power for the away-side associated spectra is determined from p+p data ¹⁰ to be about 4.8 in $dN=dp_T$. First, if we assume the away-side jet have same fraction energy loss as single particles, we have:

$$S_{loss} = 1 - R_{AA} (p_T)^{1=(n_R-1)} = 1 - I_{AA} (p_T)^{1=(n_I-1)} : \quad (2)$$

$R_{AA} = 0.2$ in central Au+Au collisions would lead to $I_{AA} = R_{AA}^{(n_I-1)=(n_R-1)} = 0.37$, indicating a much smaller suppression than that for R_{AA} . On the other hand, if we require $I_{AA} = R_{AA}$, then the away hadron energy loss fraction would be $S_{loss}^I = 1 - I_{AA} (p_T)^{1=(n_I-1)} = 0.345$, much bigger than the single hadron energy loss fraction $S_{loss}^R = 0.23$, as expected (about 50% more energy loss). If we apply this trick to central Cu+Cu collisions, and assumes $I_{AA} = R_{AA} = 0.5$, the fractional energy loss for away-side jet would be $S_{loss}^R = 0.167$. This value is significantly larger than the value for inclusive hadrons of $S_{loss}^I = 0.167$.

In summary, high p_T 0 -h correlations are studied in Cu+Cu and p+p collisions. Clear, relatively unmodified jet peaks are seen in rather low partner p_T in central Cu+Cu collisions, albeit suppressed by factor of 2 that is similar to that for inclusive hadrons. These observations suggest that the high p_T correlation is dominated by fragmentation of the jet that survives the medium. The similar suppression level observed for I_{AA} relative to R_{AA} is the combined results of a larger energy loss and a flatter parton spectra.

References

1. S.S. Adler et al. Phys. Rev. Lett. 97, 052301 (2006)
2. A. A. Dare et al. nucl-ex/0611019.
3. J. Jia [PHENIX Collaboration], AIP Conf. Proc. 828, 219 (2006)
4. N. G. Rau [PHENIX Collaboration], Nucl. Phys. A 774, 565 (2006)
5. N. N. A. Jitanand [PHENIX Collaboration], Nucl. Phys. A 783, 519 (2007); C. Zhang, QM 2006 proceedings.
6. A. A. Dare [PHENIX Collaboration], arXiv:nucl-ex/0611016.
7. J. Jia, arXiv:nucl-ex/0702048.
8. J. Jia, AIP Conf. Proc. 842, 116 (2006) [arXiv:nucl-ex/0601023].
9. J. Jia, J. Phys. G 31, S521 (2005) [arXiv:nucl-ex/0409024].
10. S.S. Adler et al. Phys. Rev. C 73, 054903 (2006)
11. S.S. Adler et al. Phys. Rev. C 69, 034910 (2004)
12. J. Adam et al. [STAR Collaboration], arXiv:nucl-ex/0604018.
13. S.S. Adler [PHENIX Collaboration], arXiv:nucl-ex/0611007.
14. A. Drees, H. Feng and J. Jia, Phys. Rev. C 71, 034909 (2005)