

Properties of particle production at large transverse momentum in Au+Au and Cu+Cu collisions at RHIC

Bedangadas Mohanty [‡](for the STAR Collaboration)

Lawrence Berkeley National Laboratory, One Cyclotron Road, Berkeley, California 94720

E-mail: bmohanty@lbl.gov

Abstract.

We present the incident energy and system size dependence of the p_T spectra for π^\pm , p , and \bar{p} using Au+Au and Cu+Cu collisions at $\sqrt{s_{NN}} = 62.4$ and 200 GeV in STAR experiment at RHIC. Through these measurements in the p_T range of $0.2 < p_T < 10$ GeV/ c we conduct a systematic study of the beam energy, system size and particle species dependence of nuclear modification factors and address specific predictions from the quark coalescence models regarding the beam energy dependence of baryon enhancement in the intermediate p_T ($2 < p_T < 6$ GeV/ c) region.

1. Introduction

A detailed study of the beam energy ($\sqrt{s_{NN}}$), transverse momentum (p_T) and system size dependence of identified hadron production will provide the necessary data to understand the mechanism of energy loss, and put constraints on parameters in energy loss model calculations like initial gluon density [1] and life time of dense matter [2]. They will also help in probing the difference in the energy loss of quarks and gluons in the medium [3, 4]. The energy dependence of baryon to meson ratio at the intermediate p_T region from 2 - 6 GeV/ c will address the specific prediction from the quark coalescence models of a higher baryon to meson ratio at $\sqrt{s_{NN}} = 62.4$ GeV compared to $\sqrt{s_{NN}} = 200$ GeV [5]. At high p_T (> 6 GeV/ c) the p/π ratio can provide information on quark and gluon jet conversions in the medium formed in heavy ion collisions [6].

2. Experiment and Analysis

The data presented here are obtained from the Time Projection Chamber (TPC) and the Time-Of-Flight (TOF) detector in the STAR experiment [7] at RHIC in the year 2004. Measurements of the ionization energy loss of charged tracks in the TPC gas

[‡] On leave from: Variable Energy Cyclotron Centre, 1/AF, Bidhan Nagar, Kolkata 700064, India

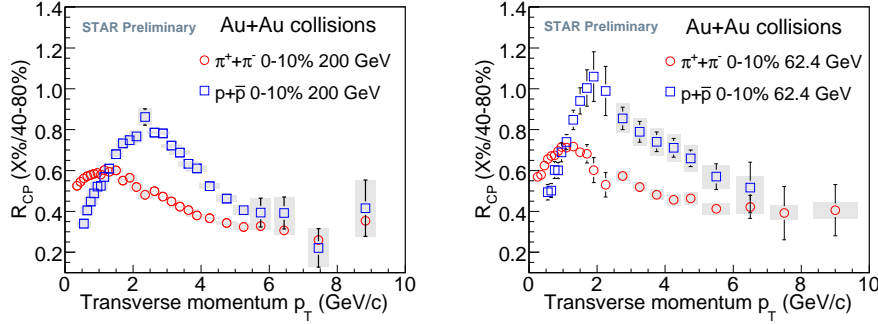


Figure 1. R_{CP} for $\pi^+ + \pi^-$ and $p + \bar{p}$ in Au+Au collisions at $\sqrt{s_{NN}} = 200$ (left panel) and 62.4 GeV (right panel). The error bars are statistical, the shaded bands are systematic errors. There is an additional error of about 10% not shown in the figure due to uncertainty in N_{bin} calculations.

under a magnetic field of 0.5 Tesla are used to identify π^\pm , p and \bar{p} within $|\eta| < 0.5$ and full azimuth, for $p_T \leq 1.1$ GeV/c and $2.5 \leq p_T \leq 10$ GeV/c. The data from TOF provides particle identification up to $p_T \sim 3$ GeV/c for pions and protons in $-1 < \eta < 0$ in pseudorapidity and $\pi/30$ rad in azimuth. Weak-decay feed-down (e.g. $K_S^0 \rightarrow \pi^+ \pi^-$) to the pion spectra was subtracted from the results presented. Inclusive p and \bar{p} production include all of the hyperon feed-downs to reflect the total baryon production. Systematic errors for the TOF measurements are similar at both energies and are around 8% [8]. The total systematic errors on charged pion yields at both energies and collision systems are estimated to be $\lesssim 15\%$ and those for proton and anti-protons to be $\lesssim 26\%$ over the entire p_T range studied [8].

3. Results

3.1. Nuclear Modification Factor

One nuclear modification factor (R_{CP}) is defined as $R_{CP}(p_T) = \frac{\langle N_{bin}^{peri} \rangle d^2 N_{cent} / dy dp_T}{\langle N_{bin}^{cent} \rangle d^2 N_{peri} / dy dp_T}$, where $\langle N_{bin} \rangle$ is the average number of binary nucleon-nucleon collisions per event. Figure 1 shows the beam energy and p_T dependence of R_{CP} for $\pi^+ + \pi^-$ and $p + \bar{p}$ in Au+Au collisions. There is a distinct difference in the p_T dependence of R_{CP} for charged pions and protons+anti-protons observed at both energies. The R_{CP} values are higher at $\sqrt{s_{NN}} = 62.4$ GeV than for $\sqrt{s_{NN}} = 200$ GeV for $p_T < 7$ GeV/c; beyond this p_T they seem to approach each other. Considering a lower parton energy loss due to a smaller initial gluon density at the lower energy, one may expect the R_{CP} to approach each other at high p_T due to a steeper initial jet spectra at 62.4 GeV. At high p_T a similar value of R_{CP} for $p + \bar{p}$ and $\pi^+ + \pi^-$ is observed at both energies. This may indicate a similar energy loss of quarks and gluons in the medium formed in high energy heavy ion collisions.

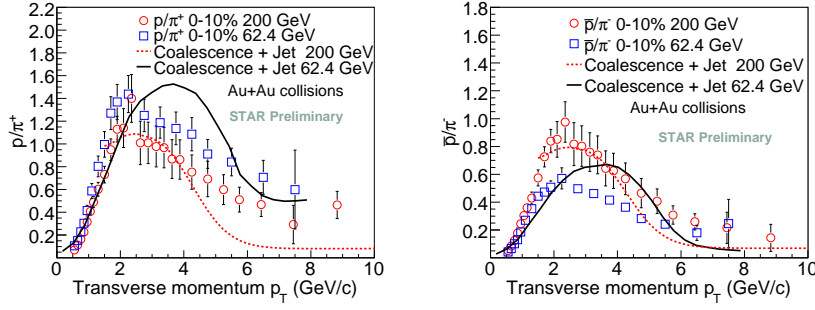


Figure 2. p/π^+ (left panel) and \bar{p}/π^- (right panel) for 0-10% Au+Au collisions at $\sqrt{s_{NN}} = 200$ and 62.4 GeV. The error bars are systematic and statistical errors added in quadrature. Data are compared to model calculations based on coalescence and jet fragmentation in Refs. [5, 9].

3.2. Baryon to Meson Ratio

Figure 2 shows the p/π^+ and \bar{p}/π^- ratios for Au+Au collisions at $\sqrt{s_{NN}} = 200$ and 62.4 GeV. The experimental results are compared to model calculations based on coalescence and jet fragmentation [5, 9]. The p/π^+ ratio for Au+Au collisions at $\sqrt{s_{NN}} = 62.4$ GeV is higher than the corresponding values at $\sqrt{s_{NN}} = 200$ GeV in the intermediate p_T range. The case for \bar{p}/π^- ratio is reversed. The higher value of p/π^+ at intermediate p_T in 62.4 GeV compared to 200 GeV is consistent with quark coalescence models [5]. However a detailed comparison of the p/π^+ and \bar{p}/π^- ratios to predictions from model shows there is a lack of quantitative agreement. A shift in the peak position for the ratios at 62.4 GeV predicted by the models are not observed in the data.

3.3. System size dependence

Figure 3 shows the comparison of \bar{p}/p , p/π^+ , \bar{p}/π^- and $R_{AA}^{\pi^+\pi^-} (= \frac{d^2 N_{AuAu}/dydp_T}{(\langle N_{bin} \rangle / \sigma_{pp}^{inel}) d^2 \sigma_{pp}/dydp_T})$ for Au+Au and Cu+Cu collisions having similar N_{part} and N_{bin} at $\sqrt{s_{NN}} = 200$ and 62.4 GeV. For the $R_{AA}^{\pi^+\pi^-}$ at $\sqrt{s_{NN}} = 62.4$ GeV, the σ_{pp}^{inel} is taken to be 36 mb and the $p+p$ data are from the parametrization available from ISR data in the Ref.[10]. We observe, for similar N_{part} and/or N_{bin} at a given beam energy, the above observables at high p_T have similar values in Au+Au and Cu+Cu collisions.

4. Summary

We have presented a study of the energy dependence of the π^\pm , p and \bar{p} production at high p_T from Au+Au and Cu+Cu collisions at $\sqrt{s_{NN}} = 62.4$ and 200 GeV. There is a distinct difference in the p_T dependence of R_{CP} for charged pions and protons+anti-protons observed at both energies. However at higher p_T the values of R_{CP} for baryons and mesons at both energies are similar. This together with the recent observation of

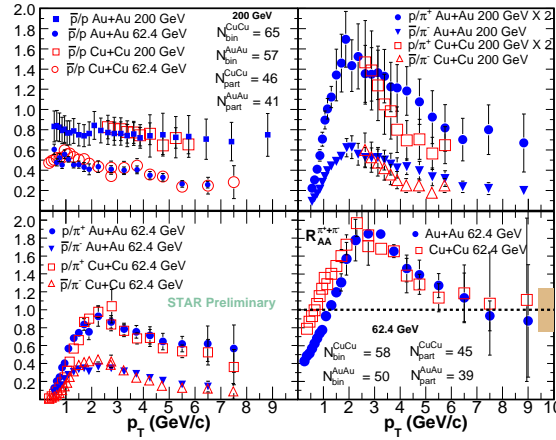


Figure 3. Comparison of \bar{p}/p (top left panel), p/π^+ , \bar{p}/π^- (top right and bottom left panels) and $R_{AA}^{\pi^+\pi^-}$ (bottom right panel) for Au+Au and Cu+Cu collisions having similar number of participating nucleons (N_{part}) and number of binary collisions (N_{bin}) at $\sqrt{s_{\text{NN}}} = 200$ and 62.4 GeV. The error bars are systematic and statistical errors added in quadrature. The shaded band in the panel showing R_{AA} is the uncertainty due to N_{bin} calculations. R_{AA} has an additional 25% uncertainty due to the parametrization used for p+p data at $\sqrt{s_{\text{NN}}} = 62.4$ GeV [10].

a comparable \bar{p}/π^- ratio in 200 GeV Au+Au collisions and d +Au collisions [4, 8] at high p_T provides data necessary to understand the differences, if any, in the interaction of quarks and gluons and the medium, and through this the energy loss mechanism. The p/π^+ ratio for Au+Au collisions at $\sqrt{s_{\text{NN}}} = 62.4$ GeV is higher than corresponding values at $\sqrt{s_{\text{NN}}} = 200$ GeV in the intermediate p_T range. The case for \bar{p}/π^- ratio is reversed. The higher value of p/π^+ ratio at intermediate p_T for 62.4 GeV compared to 200 GeV is qualitatively consistent with quark coalescence models. However there are quantitative disagreements of data with such models. We also observe similar values of high p_T particle ratios and R_{AA} in Au+Au and Cu+Cu collisions for collisions with similar N_{part} and/or N_{bin} .

References

- [1] I. Vitev and M. Gyulassy, Phys. Rev. Lett. 89 (2002) 252301.
- [2] X.-N. Wang, Phys. Rev. C 70 (2004) 031901(R).
- [3] X.N. Wang, Phys. Rev. C 58 (1998) 2321; Q. Wang, X.-N. Wang, Phys. Rev. C 71 (2005) 014903.
- [4] STAR Collaboration, B.I. Abelev et al., Phys. Rev. Lett. 97 (2006) 152301.
- [5] V. Greco, C.M. Ko and I Vitev, Phys. Rev. C 71 (2005) 041901(R).
- [6] W. Liu, C.M. Ko and B.W. Zhang, arXiv:nucl-th/0607047.
- [7] K. H. Ackerman et al., Nucl. Instrum. Methods Phys. Res., Sect. A 499 (2003) 624; B. Bonner et al., Nucl. Instrum. Methods A 508 (2003) 181; M. Shao et al., Nucl. Instrum. Methods A 492 (2002) 344.
- [8] STAR Collaboration, J. Adams et al., Phys. Lett. B 637 (2006) 161; Phys. Lett. B 616 (2005) 8.
- [9] R. J. Fries et al., Phys. Rev. C 68 (2003) 044902.
- [10] David d’Enterria, J. Phys. G 31 (2005) S491.