

Investigation of the reaction $pp \rightarrow pK^0\pi^+\Lambda$ in search of the pentaquark

M. Nekipelov^{1,2}, M. Büscher¹, M. Hartmann¹, I. Keshelashvili^{1,3}, V. Kleber⁴, V. Koptev², Y. Maeda⁵, S. Mikirtychiants², R. Schleichert¹, A. Sibirtsev⁶, H. Ströher¹, and Yu. Valdau^{1,2}

¹ Institut für Kernphysik, Forschungszentrum Jülich, 52425 Jülich, Germany

² Petersburg Nuclear Physics Institute, 188300 Gatchina, Russia

³ High Energy Physics Institute, Tbilisi State University, 0186 Tbilisi, Georgia

⁴ Physikalisches Institut, Universität Bonn, 53115 Bonn, Germany

⁵ Research Center for Nuclear Physics, Osaka University, Ibaraki, Osaka 567-0047, Japan

⁶ Helmholtz-Institut für Strahlen- und Kernphysik, Universität Bonn, 53115 Bonn, Germany

Received: date / Revised version: date

Abstract. The reaction $pp \rightarrow pK^0\pi^+\Lambda$ has been studied with the ANKE spectrometer at COSY-Jülich at a beam momentum of 3.65 GeV/c in order to search for a possible signal of the pentaquark $\Theta^+(1540)$, decaying into the pK^0 system. By detecting four charged particles in the final state, the K^0 and the Λ have been reconstructed to tag strangeness production. It has been found that the $\pi^+\Lambda$ missing-mass spectrum displays no significant signal expected from the $\Theta^+(1540)$ excitation. The total cross section for the reaction $pp \rightarrow pK^0\pi^+\Lambda$ has been deduced, as well as an upper limit for the Θ^+ production cross section. The intermediate $\Delta^{++}K^0\Lambda$ state is found to provide a significant contribution to the reaction.

PACS. 13.75.Jz Kaon-baryon interactions – 25.40.Ny Resonance reactions – 13.85.Lg Total cross sections – 13.85.Rm Limits on production of particles

1 Introduction

The reaction $pp \rightarrow NK\pi\Lambda$ have been intensively used at beam momenta above 5 GeV/c to investigate hadron spectroscopy. Such reactions offer an excellent opportunity to search for baryon and hyperon resonances by studying πN and $\pi\Lambda$ final states, respectively [1–9]. In addition, it allows one to investigate the KN system, which recently attracted a lot of attention due to its possible coupling to the pentaquark baryon $\Theta^+(1540)$ [10]. Despite a few experimental indications for the existence of such a state, recent negative results, mostly obtained at higher energies (see e.g. Ref. [11] and references therein), have put the existence of the pentaquark Θ^+ under serious scrutiny. Its current status is reviewed in Ref. [12]. There is no theoretical investigation that is able to reproduce both the positive and the negative observations, although it has been shown that the production of Θ^+ should be strongly suppressed at higher energies [13]. Therefore hadronic experiments at low energies become crucial to clarify the situation.

Turning to $pp \rightarrow pK^0\pi^+\Lambda$, the main features of the available data are as follows: a) Structures in the $\pi^+\Lambda$ and π^+p systems have been clearly identified as $\Sigma^+(1385)$ and $\Delta^{++}(1232)$ resonances, respectively, providing the

dominant contribution to the reaction cross section. In the π^+K system the $K^*(892)$ resonance has been detected, although its contribution is rather small. b) An enhancement in the $K\Lambda$ invariant mass spectrum at 1.7 GeV, which is expected due to the excitation of the $P_{11}(1710)$ and $P_{13}(1720)$ baryon resonances [12], has been observed [3, 4]. In Ref. [1] it has been argued that this enhancement results from a kinematical reflection due to $\Sigma^+(1385)$ production. c) The KN and ΛN invariant mass spectra have not been investigated.

One should keep in mind the rather limited statistics of these published data. It is thus crucial to examine this reaction with new measurements with good statistical accuracy and high mass resolution.

2 The experiment

Such a dedicated experiment has been performed at the COoler SYnchrotron COSY [14] with the magnetic spectrometer ANKE [15]. COSY provided a circulating proton beam of $p_p = 3.65$ GeV/c with an intensity of approximately $4 \cdot 10^{10}$ protons per spill interacting with a hydrogen cluster jet target [16] with a thickness of about $5 \cdot 10^{14}$ cm⁻². The detection systems of ANKE capable of detecting charged particles with angles $\theta < 12^\circ$ were

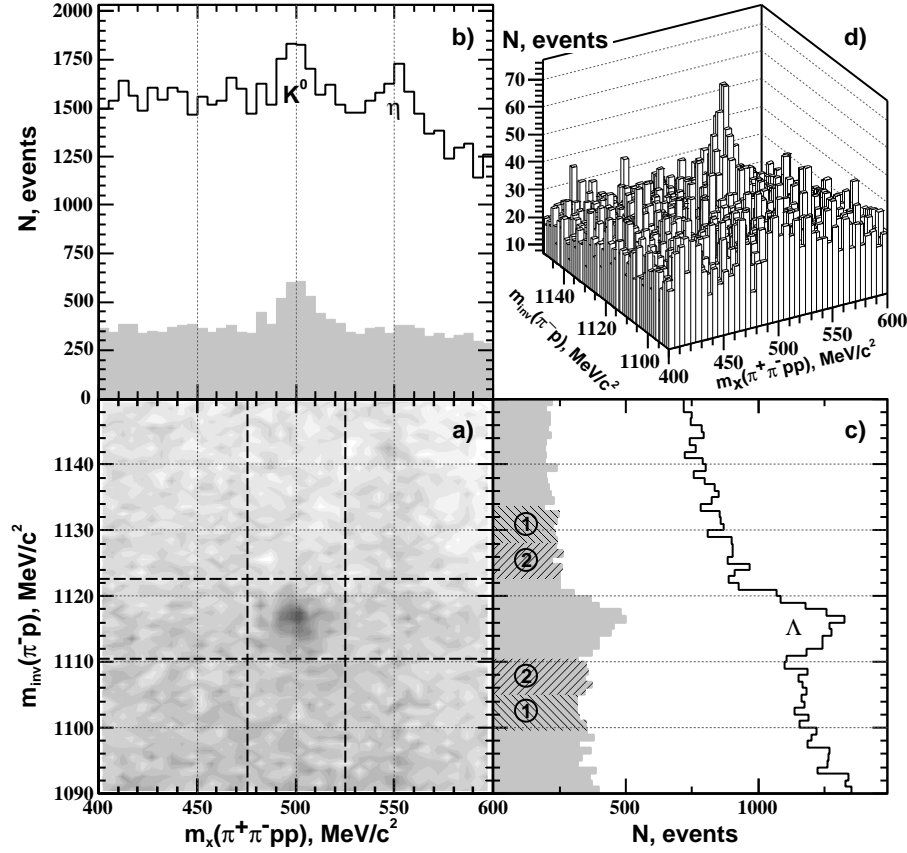


Fig. 1. a) Mass contour plot: invariant mass of π^-p versus missing mass of $\pi^+\pi^-pp$. An enhancement corresponding to the masses of K^0 ($497.7 \text{ MeV}/c^2$) and Λ ($1115.7 \text{ MeV}/c^2$) is seen. Corresponding projections are presented in figures b and c. A lego plot is given in figure d. Shaded areas in the projection plots onto the axes $m_{\text{inv}}(\pi^-p)$ (c) and $m_x(\pi^+\pi^-pp)$ (b) correspond to the independent cuts on masses of K^0 and Λ , respectively. The dashed lines indicate these cuts. The hatched areas, marked as 1 and 2 in the $m_{\text{inv}}(\pi^-p)$ plot (c) denote the regions used for the background subtraction (see text).

triggered by a 3-fold coincidence of two positively charged particles and a π^- from Λ decay. The reaction has been identified by the off-line selection of four particles, π^+ and π^- mesons and two protons. Detection and identification of all the charged particles was performed by a combination of scintillation counters and multi-wire proportional chambers (MWPC). While the first one allowed to exploit the time-of-flight technique, the MWPC's supplied full tracking and momentum information, and permitted to select particles originating from the target via analysis of their vertical angle. A coincidence measurement of four particles reduced the accidental background to a negligible level. The amount of misidentified particles is also small, due to the analysis of time-of-flight differences between detected particles. Therefore, the remaining background is almost entirely of physical origin.

The reaction $pp \rightarrow pK^0\pi^+\Lambda$ has been reconstructed by identifying the Λ hyperon in the π^-p invariant mass and the K^0 meson in the missing mass of the $\pi^+\pi^-pp$ system. The K^0 signal includes both contributions from K_S^0 and K_L^0 . The corresponding invariant mass *versus* missing-mass scatter plot is shown in fig. 1a. An enhancement of $K^0\Lambda$ coincidences is clearly visible on top of a sizeable background, remaining after cuts on masses are made (see

shaded areas in figs. 1b and c). This background was removed by the side-band subtraction method. For the subtraction, events in the regions besides the Λ peak are selected, and it is assumed that the background behaviour is smooth. The latter assumption can be checked by choosing two different background regions (hatched areas marked as (1) and (2) in fig. 1c), and building the bin-by-bin difference between them. The side band subtraction method can be applied, if such a difference spectrum does not exhibit any distinctive structures. The result of this investigation is presented in fig. 2a for the missing mass distribution $m(\pi^+\Lambda)$. Therefore, no signal shape distortion should occur because of background subtraction. The resulting K^0 missing mass spectrum after background subtraction is shown in fig. 2b. The dashed line shows the result of Monte Carlo simulations assuming $pK^0\pi^+\Lambda$ phase space behaviour.

Differential distributions of the individual particles, such as momenta and scattering angles, are well described by Monte Carlo simulations with the total reaction cross section as a free parameter and assuming four-body phase space distributions in the final state. The missing mass distribution $m(\pi^+\Lambda)$, shown in fig. 3, is the one where the signal from the pentaquark is expected to appear. To-

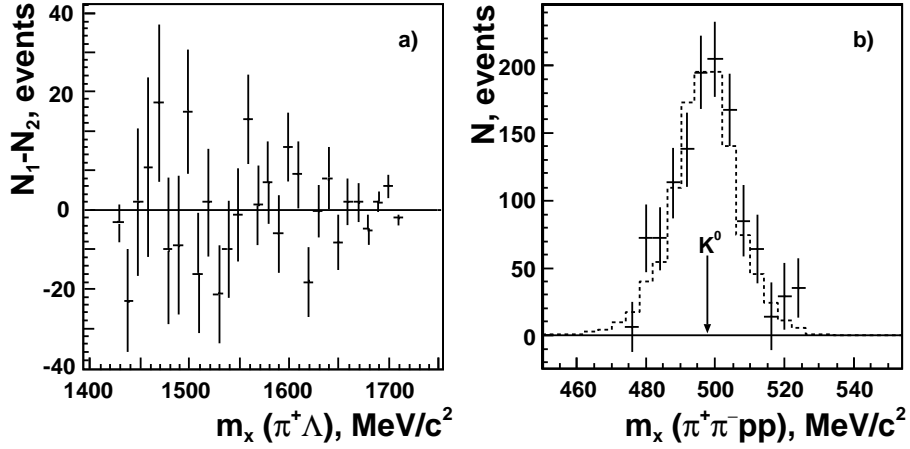


Fig. 2. Side band subtraction technique. a) The difference of two missing mass spectra is plotted, in which different background regions were selected for the subtraction. b) K^0 signal after background subtraction has been applied. The dashed line shows the result of Monte Carlo simulations assuming $pK^0\pi^+\Lambda$ phase space behaviour.

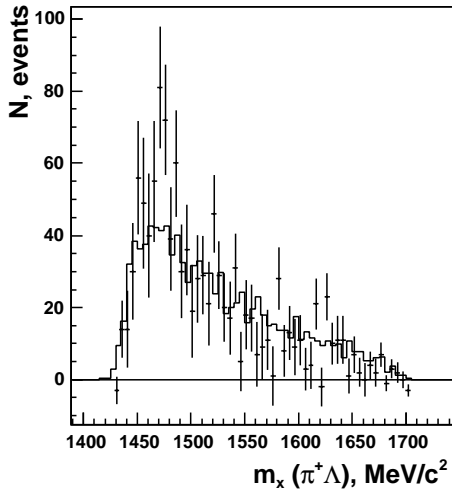


Fig. 3. Missing mass spectrum of $\pi^+\Lambda$ system. The solid line shows the result of Monte Carlo simulations assuming $pK^0\pi^+\Lambda$ phase space behaviour.

gether with the experimental data, results from the simulations are plotted as the solid line in fig. 3. The total number of collected events is 1041, which corresponds to a rate of 82 events/day for a total integrated luminosity of 36 pb^{-1} . As one can see, there is only a moderate agreement ($\chi^2 = 1.41$) between experimental data and simulations based on four-body phase space. While at the high mass part of the spectrum the agreement is reasonable, an obvious excess of experimental events is observed around $1.47 \text{ GeV}/c^2$. Such an enhancement is supposed to be connected with the excitation of intermediate resonances.

Indeed, at higher energies the reaction $pp \rightarrow pK^0\pi^+\Lambda$ proceeds mainly through the production of intermediate resonances $\Delta^{++}(1232)$ and $\Sigma^+(1385)$ [2, 4]. It has also been argued that an excitation of $K^*(892)$, and $N^*(1650)$ or $N^*(1710)$ might be important [4].

In order to check these hypotheses a combined fit of the two mass distributions, namely $m_x(\pi^+\Lambda)$ and $m_{\text{inv}}(\pi^+p)$

(for $\Delta^{++}(1232)$), or $m_{\text{inv}}(\pi^+\Lambda)$ (for $\Sigma^+(1385)$), or $m_x(\pi^+p)$ (for $N^*(1710)$), has been performed. Since the beam momentum is close to the $K^*(892)$ production threshold the relevant mass region is not populated, and therefore this resonance does not contribute significantly. By introducing the $N^*(1710)$ resonance into the simulations the agreement with experimental data significantly decreases, thus excluding this channel. The quality of the

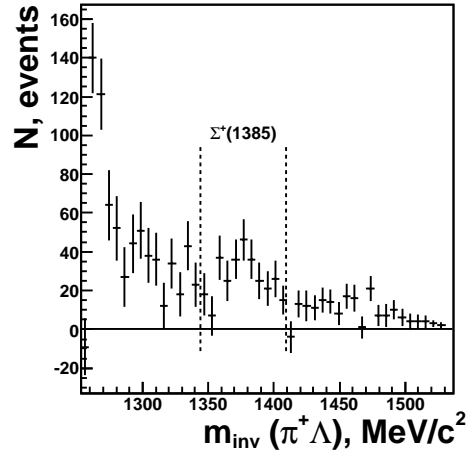


Fig. 4. a) Invariant mass spectrum of $\pi^+\Lambda$ system. The dashed lines restrict the area where a signal of $\Sigma(1385)$ is expected.

fit including both the non-resonant channel and the one with an intermediate $\Sigma^+(1385)$ is identical, although a limited amount of events can be attributed to the production of $\Sigma^+(1385)$ (see fig. 4). Our estimates based on the method of calculating the upper limit of peak area given in Ref. [17] show that $N_\Sigma < 69$ events at 95% confidence level, which results in an upper limit for the cross section given further below. The formation of an intermediate $\Delta^{++}(1232)$ becomes obvious from the mass distribution of the π^+p system shown in the fig. 5a. Here the

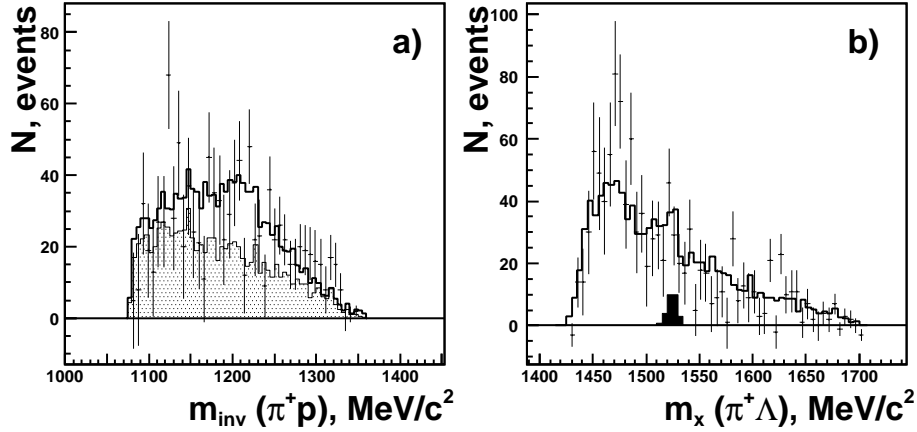


Fig. 5. a) Invariant mass of π^+p system. b) Missing mass spectrum of $\pi^+\Lambda$ system. The dotted area is obtained from the simulations assuming phase space without intermediate resonances, and the solid line is the sum of all the contributions. The black region corresponds to the maximum permissible $\Theta^+(1540)$ signal.

dotted region shows the contribution from the $pK^0\pi^+\Lambda$ phase space, while the solid line depicts the sum of the latter and contributions from $\Delta^{++}(1232)$ and Θ^+ . The overall agreement between experimental data and simulations becomes better, i.e. $\chi^2 = 1.24$ as shown in fig. 5b.

Finally, the black area shows the possible signal expected from the Θ^+ production (fig. 5b). It has been found that the maximum permissible number of pentaquark events weakly depends both on the width and the position of the resonance. The width was varied from 1 up to 15 MeV/c^2 , with the latter value comparable to the missing mass resolution (FWHM) of the apparatus, while the mass of Θ^+ ranged between 1.52 GeV/c^2 and 1.54 GeV/c^2 . The maximum number of pentaquark events found under these variations is given by the best fit to the experimental data and equals to 28 ± 20 . For evaluation of an upper limit of the Θ^+ yield at 95% confidence level again the approach from Ref. [17] has been used. This resulted in 44 Θ^+ events, used for calculation of an upper limit of the cross section (see below).

For normalisation of the data the reaction $pp \rightarrow pK^+\Lambda$ has been used. This reaction was measured simultaneously during the experiment. Again all four particles in the final state have been detected, including proton and π^- from Λ decay. Contrary to the $pp \rightarrow pK^0\pi^+\Lambda$ reaction there are no background channels in case of the production of $pK^+\Lambda$ (see fig. 6). Such a normalisation procedure, where a reaction with known cross section [18,19] and nearly the same final state is measured, allows one to avoid most of the systematic uncertainties connected with particle identification and detector efficiencies, although adding a contribution due to the uncertainty in acceptance.

3 Results and discussion

After the normalisation and efficiency corrections, the following total cross sections for the non-resonant channel and the channel with the $\Delta^{++}(1232)$ excitation have been

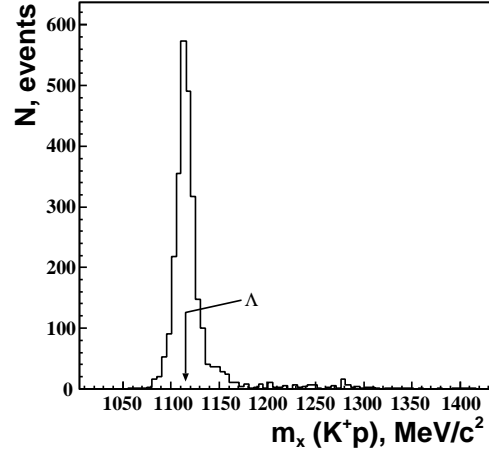


Fig. 6. Missing mass spectrum of K^+p system in the reaction $pp \rightarrow pK^+\Lambda$. A background free final state identification is possible.

deduced:

$$\begin{aligned}\sigma_{pK^0\pi^+\Lambda}^{\text{non-resonant}} &= 0.99 \pm 0.17 \pm 0.23 \mu\text{b}, \\ \sigma_{\Delta^{++}K^0\Lambda} &= 0.52 \pm 0.15 \pm 0.12 \mu\text{b},\end{aligned}$$

where the first error is statistical, while the second is systematic. The non-resonant contribution is fixed by the four-body phase space contribution of the fit. Since the acceptances for the two processes are nearly the same, a total cross section for the $pK^0\pi^+\Lambda$ final state, including resonant and non-resonant channels, can also be evaluated:

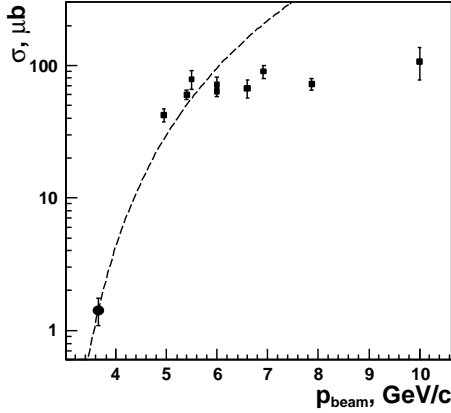
$$\sigma_{\text{tot}} = 1.41 \pm 0.05 \pm 0.33 \mu\text{b}.$$

The measured cross section for the $pp \rightarrow \Delta^{++}K^0\Lambda$ reaction is significantly lower than a model prediction, $\sigma \approx 6 \mu\text{b}$ [19]. However, this model as well overestimates the data available at high energies.

The energy dependence of the total cross section of the reaction $pp \rightarrow pK^0\pi^+\Lambda$ is shown in fig. 7. The data

Table 1. Contributions of different channels to the cross section for $pp \rightarrow pK^0\pi^+\Lambda$ in per cent of the total cross section σ_{tot} (see also fig. 7). NR denotes non-resonant production.

Ref.	p_p GeV/c	σ_{tot} μb	NR %	Δ^{++} %	Σ^{*+} %	K^* %	N^* %
<i>This work</i>	3.65	1.41	65	35	<i>seen</i>	—	—
[3]	6.70	64	36	36	18	10	<i>seen</i>
[4]	7.87	72.4	5.7	34.2	29.1	15.5	15.6

**Fig. 7.** Total cross sections for the reaction $pp \rightarrow pK^0\pi^+\Lambda$ as a function of the beam momentum. The ANKE data point is denoted by a circle, while the other cross sections (see Refs. [1–9]) are given by squares. The dashed line corresponds to four-body phase space normalised to the ANKE data point.

point from the current work is denoted by the full circle, while cross section data from other experiments are shown as squares. A nearly constant cross section above $p_p \approx 6$ GeV/c can be understood if the reaction proceeds via intermediate resonances. Otherwise, a steep rise of the total cross section due to four-body phase space should be expected as it is shown by the dashed line in fig. 7. Such a resonance dominance has been observed at higher beam energies [2,4], where $\Delta^{++}(1232)$ and $\Sigma^+(1385)$ provide the dominant contribution to the yield. Nevertheless, below $p_p \approx 6$ GeV/c, where the energy available for the production of the resonances is limited, non-resonant production is still competitive, and its relative contribution should decrease with increasing energy. The opposite behaviour is expected for resonance channels. Their contribution should increase with the beam momentum as illustrated in table 1.

Taking into account the estimated maximum number of 44 events for the Θ^+ from above, we have evaluated an upper limit for the cross section of Θ^+ -production in pp collisions at $p_p = 3.65$ GeV/c:

$$\sigma_{\Theta^+\pi^+\Lambda} < 0.058 \mu\text{b}.$$

The cross section for production of $\Sigma^+(1385)$ at this beam energy is also limited by our data:

$$\sigma_{\Sigma^+(1385)K^0p} < 0.15 \mu\text{b}.$$

In summary, we have presented measurements of the reaction $pp \rightarrow pK^0\pi^+\Lambda$ at a beam momentum of 3.65 GeV/c. While at higher beam momenta the formation of this final state is dominated by the production of intermediate resonances, at COSY energies non-resonant production seems to prevail, although the intermediate ($\Delta^{++}K^0\Lambda$)-state provides an important contribution to the yield. Unlike at higher energies, the contribution of $\Sigma^+(1385)$ is small. We have found no obvious signal indicative of the $\Theta^+(1540)$. Its cross section in $pp \rightarrow \Theta^+\pi^+\Lambda$ reaction is limited to less than 58 nb.

We wish to acknowledge the assistance we received from the COSY and ANKE crews when performing these measurements. This work has partially been supported by BMBF, DFG, Russian Academy of Sciences, and COSY FFE.

References

1. G. Alexander *et al.*, Phys. Rev. **154**, (1967) 1284.
2. E. Bierman, A. P. Colleraine, and U. Nauenberg, Phys. Rev. **147**, (1966) 922.
3. S. Klein *et al.*, Phys. Rev. D **1**, (1970) 3019.
4. M. Firebaugh *et al.*, Phys. Rev. **172**, (1968) 1354.
5. G. Alexander *et al.*, Nuovo Cimento **53A**, (1968) 455.
6. S. Klein, University of California Lawrence Radiation Laboratory Report UCRL 18072 (unpublished).
7. W. M. Dunwoodie, Univ. of California, Los Angeles, UCLA-1033, 1968 (unpublished).
8. S. Holmgren *et al.*, Nuovo Cimento **51A**, (1967) 305.
9. C. Caso *et al.*, Nuovo Cimento **55A**, (1968) 66.
10. D. Diakonov, V. Petrov, and M. Polyakov, Z. Phys. A **359**, (1997) 305.
11. M. Battaglieri *et al.*, Phys. Rev. Lett. **96**, (2006) 042001.
12. W.-M. Yao *et al.* (Particle Data Group), J. Phys. G **33**, (2006) 1.
13. A. I. Titov *et al.*, Phys. Rev. C **70**, (2004) 042202.
14. R. Maier, Nucl. Instr. Meth. A **390**, (1997) 1.
15. S. Barsov *et al.* Nucl. Inst. Meth. A **462**, (2001) 364.
16. A. Khoukaz *et al.*, Eur. Phys. J. D **5**, (1999) 275.
17. O. Helene, Nucl. Instr. Meth. A **212**, (1983) 319.
18. R. I. Louttit *et al.*, Phys. Rev. **123**, (1961) 1465.
19. K. Tsushima *et al.*, Phys. Rev. C **59**, (1999) 369.