

First Measurement of A_N at $\sqrt{s} = 200$ GeV in Polarized Proton-Proton Elastic Scattering at RHIC

S. Bültmann, I. H. Chiang, R. E. Chrien, A. Drees, R. L. Gill, W. Guryn, J. Landgraf,
T. A. Ljubičić, D. Lynn, C. Pearson, P. Pile, A. Rusek, M. Sakitt, S. Tepikian, and K. Yip
Brookhaven National Laboratory, Upton, NY 11973, USA

J. Chwastowski and B. Pawlik
Institute of Nuclear Physics, Cracow, Poland

M. Haguenaue
Ecole Polytechnique, 91128 Palaiseau Cedex, France

A. A. Bogdanov, S. B. Nurushev, M. F. Runtzo, and M. N. Strikhanov
Moscow Engineering Physics Institute, Moscow, Russia

I. G. Alekseev, V. P. Kanavets, L. I. Koroleva, B. V. Morozov, and D. N. Svirida
Institute for Theoretical and Experimental Physics, Moscow, Russia

A. Khodinov, M. Rijssenbeek, L. Whitehead, and S. Yeung
Stony Brook University, Stony Brook, NY 11794, USA

K. De, N. Guler, J. Li, and N. Öztürk
University of Texas at Arlington, Arlington, TX 76019, USA

A. Sandacz
Soltan Institute for Nuclear Studies, Warsaw, Poland

(Dated: February 9, 2020)

Abstract

We report on the first measurement of the single spin analyzing power (A_N) at $\sqrt{s} = 200$ GeV, obtained by the pp2pp experiment using polarized proton beams at the Relativistic Heavy Ion Collider (RHIC). Data points were measured in the four momentum transfer t range $0.01 \leq |t| \leq 0.03$ (GeV/ c)². Our result, averaged over the whole $|t|$ -interval is about one standard deviation above the calculation, which uses interference between electromagnetic spin-flip amplitude and hadronic non-flip amplitude, the source of A_N . The difference could be explained by an additional contribution of a hadronic spin-flip amplitude to A_N .

PACS numbers: 13.85.Dz and 13.88.+e

I. INTRODUCTION

The pp2pp experiment [1, 2, 3] at RHIC is designed to systematically study polarized proton-proton (pp) elastic scattering from $\sqrt{s} = 60$ GeV to $\sqrt{s} = 500$ GeV, covering the $|t|$ -range from the region of Coulomb Nuclear Interference (CNI) to 1.5 (GeV/ c)². Studies of spin dependence of pp scattering at small momentum transfers and at the highest energies presently available at RHIC offer an opportunity to reveal important information on the nature of exchanged mediators of the interaction, the Pomeron and the hypothetical Odderon (see Ref. [4, 5] and references therein). The theoretical treatment of small- t scattering is still being developed, hence the experimental data are expected to provide significant constraints for various theoretical approaches and models (see Ref. [6] and references therein).

In this paper we present the first measurement of the analyzing power A_N in pp elastic scattering of polarized protons at RHIC at $\sqrt{s} = 200$ GeV and $0.01 \leq |t| \leq 0.03$ (GeV/ c)². A_N is defined as the left-right cross section asymmetry with respect to the transversely polarized proton beam. In this range of t , A_N originates mainly from the interference between electromagnetic (Coulomb) spin-flip and hadronic (nuclear) nonflip amplitudes [6]. However, it was realized that A_N in the Coulomb-nuclear interference (CNI) region is a sensitive probe of the hadronic spin-flip amplitude [7]. A possible hadronic single spin-flip amplitude would alter A_N and its effect would depend on the ratio of the single spin-flip amplitude (ϕ_5) to nonflip amplitudes (ϕ_1 and ϕ_3), Eq.(1):

$$r_5 = m\phi_5/(\sqrt{-t} \text{Im}(\phi_1 + \phi_3)/2), \quad (1)$$

where m is the nucleon mass (see Ref. [6] for definitions).

Other measurements of A_N performed at small t were obtained at significantly lower energies, by at least a factor of 10, than the present experiment. These measurements include recent high precision results from the RHIC polarimeters obtained at $\sqrt{s} = 13.7$ GeV for elastic pp [8, 9] and pC [8, 10] scattering, as well as earlier results from BNL AGS for pC scattering [11] at $\sqrt{s} = 6.4$ GeV and from FNAL E704 for pp scattering [12] at $\sqrt{s} = 19.7$ GeV.

The combined analysis of the present result with the earlier ones, especially with the very accurate results of Refs [9, 10], will help to disentangle contributions of various exchange mechanisms involved in elastic scattering in the forward region [13]. In particular,

such analysis will allow us to extract information on the spin dependence of the diffractive mechanism dominating at high energies.

II. THE EXPERIMENT

The two protons collide at the interaction point (IP), and since the scattering angles are small, scattered protons stay within the beam pipe of the accelerator. They follow trajectories determined by the accelerator magnets until they reach the detectors, which measure the x, y coordinates in the plane perpendicular to the beam axis. The coordinates are related by the beam transport equations to the corresponding quantities at the IP:

$$x = a_{11} \cdot x_0 + L_{eff}^x \cdot \theta_x^* + a_{13} \cdot y_0 + a_{14} \cdot \theta_y^*$$

$$y = a_{31} \cdot x_0 + a_{32} \cdot \theta_x^* + a_{33} \cdot y_0 + L_{eff}^y \cdot \theta_y^* , \quad (2)$$

where x_0, y_0 and θ_x^*, θ_y^* are the positions and scattering angles at the IP and a_{ij} and L_{eff} are the elements of the transport matrix. The optimum condition for the experiment is to minimize the dependence of the measured coordinates on the unmeasured collision vertex, i. e. to have the a_{ij} 's as small as possible and the L_{eff} 's as large as possible. In that case, called “parallel to point focusing”, proton trajectories that are parallel to each other at the interaction point are focused nearly to a single point at the detector. Since in practice such a condition is achieved for one coordinate only, in our case y , Eq. (2) then simplifies to $y \approx L_{eff}^y \cdot \theta_y^*$. The RHIC orbit betatron function at the IP was $\beta^* = 10$ m, resulting in $L_{eff}^y \approx 24$ m.

The layout of the experiment is shown in Fig. 1. The identification of elastic events is based on the collinearity criterion, hence it requires the simultaneous detection of the scattered protons in the pair of Roman Pot (RP) detectors [14] on either side of the IP. Additionally, a set of scintillators located outside of the beam pipe near the IP provide detection of inelastic events.

The RP's are insertion devices allowing silicon strip detectors (SSD) to be positioned close to the beam orbits. There were four SSD's inside each RP recording the x, y coordinates of the scattered protons. The silicon detectors are made of 0.40 mm thick n -type silicon with p^+ -type implanted strips of 0.05 mm width and a strip pitch of 0.10 mm. Two of the

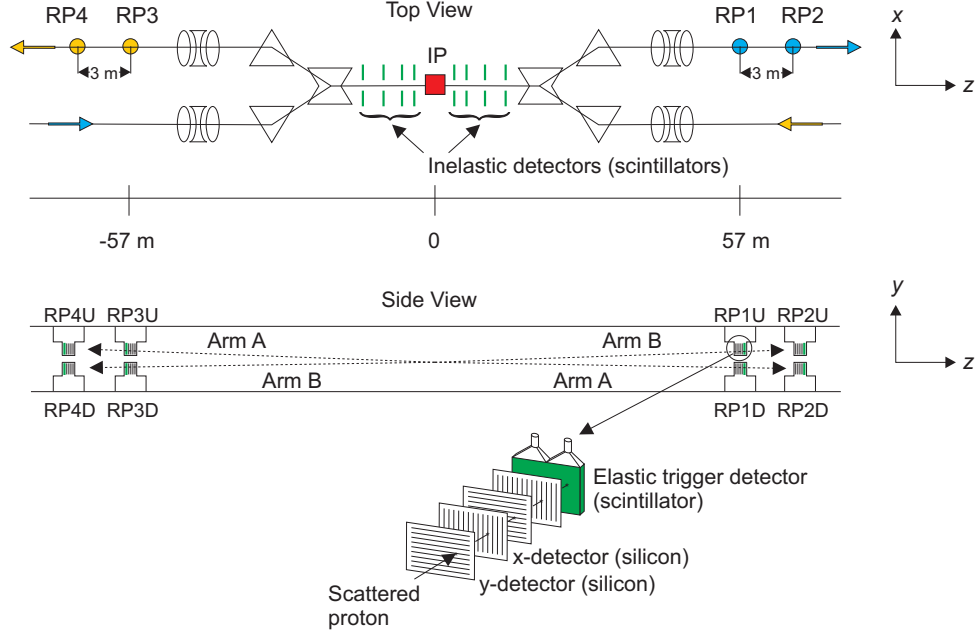


FIG. 1: Layout of the PP2PP experiment. Note the detector pairs RP1, RP2 and RP3, RP4 lie in different RHIC rings. Scattering is detected in either one of two arms: Arm A is formed from RP3U and RP1D. Conversely, Arm B is formed from RP3D and RP1U. The coordinate system is also shown.

y-planes have each 512 strips, implanted along the longer side of the rectangle, the other two x-planes have each 768 perpendicular strips, resulting in an active area of $75 \times 45 \text{ mm}^2$. Each strip is capacitively coupled to an input channel of a SVXIIe chip [15], which has 128 channels with preamplification, a 32 event pipeline, and a Wilkinson-type ADC. The amount of charge produced by a 100 GeV/c proton in the silicon detector corresponds to a most probable energy loss of about 118 keV.

The elastic trigger scintillators were 8 mm thick, $80 \times 50 \text{ mm}^2$ in area, and each was viewed by two photomultiplier tubes. To produce a highly efficient and uniform trigger the two signals from the tubes formed a logical OR. The elastic event trigger required a coincidence between signals in the RP's scintillators, belonging either to arm A or arm B, see Fig. 1. For each arm the trigger counters in RP1 and RP3 were used. The overall

trigger was the logical OR of a coincidence between up (U) and down (D) pots: (RP3U AND RP1D) OR (RP3D AND RP1U) in coincidence with the beam crossing signal derived from the RHIC master clock. For each event, TDC and ADC information for the trigger scintillation counters was recorded.

III. SELECTION OF ELASTIC EVENTS

The detectors in the inner Roman Pots were used for elastic event reconstruction, as this provided the highest acceptance for the experiment. Particle hits in the silicon detector were identified for each strip requiring that the energy deposited (ΔE) was $\Delta E \geq 5\sigma$ of its pedestal value. From those hits a cluster of consecutive strips was formed and the coordinate for that cluster was calculated as an energy-weighted average of the positions of the strips. The cluster size was limited to no more than five consecutive strips and its ΔE required to be larger than 20 ADC counts, where one ADC count is about 700 electrons of charge. The average silicon detector plane efficiency was better than 0.98, and the signal-to-noise ratio was better than 22.

For each RP a hit was formed for an (x,y) coordinate using the clusters in two x planes (x_1, x_2) and two y planes (y_1, y_2). A hit required that the distance between two clusters from adjacent planes was $|x_1 - x_2| \leq 2$ strips, the same for y-coordinate $|y_1 - y_2| \leq 2$ strips. For matched clusters a single x and y coordinate was calculated as an arithmetic average of the two. In case there was no match with the second plane one coordinate was used.

Because of the collinearity of the scattered protons one has to require a correlation between coordinates measured on each side of the IP. Hence the main criterion to select the elastic scattering events was the hit coordinate correlation in the corresponding silicon detectors on the opposite sides of the IP. An example of the correlation of the x-coordinates of the detected protons is shown in Fig. 2. Note the diagonal band of the elastic events and relatively small background.

Since the events for which the protons were detected in all four RP's allowed reconstructing of the momentum vectors of the scattered protons at the detection point, a subset of those events was used to get better knowledge of the mean coordinates of the collision vertex and of the mean angles of the beams in the IP. The mean values and widths of those distributions were also used to determine the correction to the calculated transport matrices, and

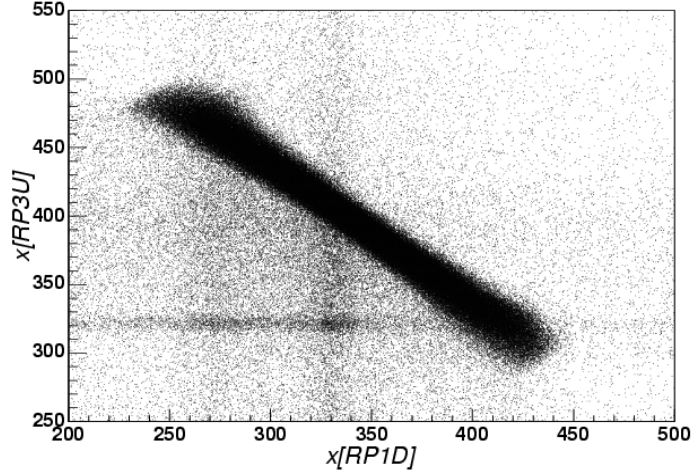


FIG. 2: Correlation of x -coordinates as measured by the two detectors of arm A before cuts were applied. Note that the background appears enhanced due to the saturation of the main band.

the beam position at detectors in the horizontal plane. The widths of these distributions are dominated by the beam emittance of about $15\pi \text{ mm} \cdot \text{mrad}$ for both x - and y -coordinates and by an uncertainty of about 60 cm (rms) of the vertex position along the beam axis. The latter does not contribute to the width at zero angle scattering in the horizontal plane but contributes significantly at large scattering angles. Thus the x -coordinate of correlation distribution with the minimal width defines the position of tracks scattered at zero angle (or the position of the beam in the detectors) in the horizontal plane. The mean coordinates of non-scattered beams in the detectors were used for planar scattering angle determination instead of the mean coordinates of IP and mean beam angles. This approach eliminates the contribution of the detector position survey errors, see also discussion of systematic errors.

To select an elastic event, a match of hit coordinates (x,y) from detectors on the opposite sides of the IP was required to be within 3σ for x and y -coordinate. The hit coordinates (x,y) of the candidate proton pairs were also required to be in the acceptance area of the detector, determined by the aperture of the focusing quadrupoles located between IP and the RP's. In case that there were more than one match between the hits on opposite sides of the IP the following algorithm was applied. If there is only one match with number of hits equal to 4, it is considered to be the elastic event. If there is no match with 4 hits or there are more than one such match, the event is rejected.

The average detector efficiency was 0.98, and the upper bound of the elastic events loss

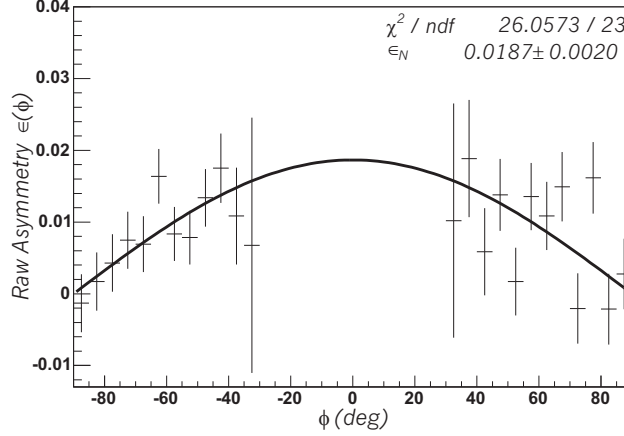


FIG. 3: The raw asymmetry $\varepsilon(\phi)$ for the full $|t|$ -interval.

due to all criteria was $\leq 3.5\%$.

The background originates from particles from inelastic interactions, beam halo particles and products of beam-gas interactions. The estimated background fraction varies from 0.5% to 9% depending on the y -coordinate. Since in our analysis the coordinate area was essentially limited to $y > 30$ strips, the background in the final sample does not exceed 2%.

IV. DETERMINATION OF ANALYZING POWER A_N

After the above cuts, the sample of 1.14 million events, for $N^{\uparrow\uparrow}$ and $N^{\downarrow\downarrow}$ bunch combinations, in the t -interval $0.010 \leq -t \leq 0.030$, subdivided into three intervals $0.010 \leq -t < 0.015$, $0.015 \leq -t < 0.020$, $0.020 \leq -t \leq 0.030$, was used to determine A_N . In each t -interval the asymmetry was calculated as a function of azimuthal angle ϕ using 5° -bins. Azimuthal angle dependence of the cross section for the elastic collision of the vertically polarized protons is given by

$$2\pi \frac{d^2\sigma}{dt d\phi} = \frac{d\sigma}{dt} \cdot (1 + (P_B + P_Y)A_N \cos \phi + P_B P_Y (A_{NN} \cos^2 \phi + A_{SS} \sin^2 \phi)), \quad (3)$$

where P_B and P_Y are the beam polarizations and A_{NN} , A_{SS} are double spin asymmetries (see Ref.[6] for definitions). Then the square root formula [16] for the single spin raw asymmetry

$\varepsilon(\phi)$ can be written as

$$\begin{aligned}\varepsilon(\phi) &= \frac{(P_B + P_Y)A_N \cos \phi}{1 + P_B P_Y (A_{NN} \cos^2 \phi + A_{SS} \sin^2 \phi)} \\ &= \frac{\sqrt{N^{\uparrow\uparrow}(\phi)N^{\downarrow\downarrow}(\pi - \phi)} - \sqrt{N^{\downarrow\downarrow}(\phi)N^{\uparrow\uparrow}(\pi - \phi)}}{\sqrt{N^{\uparrow\uparrow}(\phi)N^{\downarrow\downarrow}(\pi - \phi)} + \sqrt{N^{\downarrow\downarrow}(\phi)N^{\uparrow\uparrow}(\pi - \phi)}}.\end{aligned}\quad (4)$$

Beam polarizations for our run were [17] $P_Y = 0.346 \pm 0.056$ and $P_B = 0.532 \pm 0.080$, leading to an upper constraint of 0.028 for the term $P_B P_Y (A_{NN} \cos^2 \phi + A_{SS} \sin^2 \phi)$, even if both double-spin asymmetries A_{NN} and A_{SS} were as large as 0.15. This term is small in comparison to the systematic errors on A_N and was therefore neglected in Eq. (4) but included in the systematic error, as described below. A cosine fit to the raw asymmetry $\varepsilon(\phi)$ was used to determine values of A_N , see Fig. 3.

V. SYSTEMATIC ERRORS

Equation (4), from which the asymmetry is calculated has important features; namely, luminosities of the differently polarized proton beam bunches cancel as do the relative detection efficiencies, including geometrical acceptance, for each t and ϕ .

However, two other contributions to the systematic error have to be considered: backgrounds, which affect the asymmetry value, and sensitivity to the transport matrix parameters and to the beam position with respect to the detectors that affect the determination of t and ϕ .

To check the effect of background, additional selection criteria were applied: 1) rejection of the events with a hit in one of the two y-strips closest to the beam; 2) rejection of events close to the boundary in the (ϕ, t) plane. From these studies, we have found that the upper limit of the systematic error due to the background is 4.5%.

The final results were obtained with a transport matrix, which was obtained by correcting the standard transport matrix provided to us by the accelerator physicists from the Collider–Accelerator Department (C–AD). The corrections were calculated using the fully reconstructed tracks in all four RPs. The results were compared with those obtained with a standard transport matrix. The relative difference in A_N for the two cases is 1.4%. The systematic error due to an uncertainty of beam positions at the detectors is 1.8%.

Sensitivity to the variation in L_{eff} was also studied and estimated to be 6.4% assuming

upper values of transport uncertainties of L_{eff}^x and L_{eff}^y as large as $\Delta L_{eff}^x/L_{eff}^x = 0.1$ and $\Delta L_{eff}^y/L_{eff}^y = 0.05$, correspondingly.

As mentioned earlier, neglecting the term with double-spin asymmetries in formula (4) results in an error 2.8%.

Since all the above errors are not correlated adding them in quadrature results in the systematic error of $\Delta A_N/A_N = 8.4\%$. This error is smaller than the statistical errors of the measurement, cf. Table I.

The polarization values of the proton beams was obtained from the C-AD, Ref.[17]. They were evaluated using A_N measurements for elastic proton-Carbon (pC) scattering at small $|t|$ -values, in the range $0.01 - 0.02$ (GeV/c)². The details are described in Ref. [10]. During the period in 2003 when the present data were taken the beam polarizations were $P_Y = 0.346 \pm 0.056$ and $P_B = 0.532 \pm 0.080$. The errors include the contribution of the systematic part of the error due to the calibration of pC polarimeter of 13%, which is correlated for both beams and the statistical errors of the measurement. This results in the sum of the polarizations and its error $P_Y + P_B = 0.877 \pm 0.126$.

The total systematic error is comprised of A_N scale error of 14.4% mostly due to the systematic error of the polarization measurement, and 8.4% error due to the experimental systematic effects as described above.

An important check of a possible false asymmetry ε' was obtained from the asymmetry calculated for spin combinations $N^{\uparrow\downarrow}$ and $N^{\downarrow\uparrow}$ with a formula similar to (4). This term is $\varepsilon' \approx (P'_B - P'_Y) \cdot A_N$. Given that the polarization values for $N^{\uparrow\downarrow}$ and $N^{\downarrow\uparrow}$ bunches were $P'_Y = 0.477 \pm 0.069$ and $P'_B = 0.430 \pm 0.067$ and the A_N in our t -range, one gets $\varepsilon' = -0.0011$ to be compared with the value we measured -0.0016, a good agreement indicating that there is no major source of a false asymmetry.

VI. RESULTS AND CONCLUSIONS

The values of A_N obtained in this experiment and their statistical errors are shown in Fig. 4 for the three t -intervals, and they are summarized in Table I.

The curves shown in the figure represent theoretical calculations using the formula for A_N in the CNI region. The general formula is given by Eq. 28 of Ref. [6]. With reasonable assumptions that the amplitude ϕ_2 and the difference $\phi_1 - \phi_3$ could be neglected at collider

TABLE I: A_N results

$-t$ interval (GeV/c) ²	0.010–0.015	0.015–0.020	0.020–0.030	0.010–0.030
$\langle -t \rangle$ (GeV/c) ²	0.0127	0.0175	0.0236	0.0185
A_N	0.0277	0.0250	0.0178	0.0212
ΔA_N - stat.	± 0.0061	± 0.0043	± 0.0030	± 0.0023
ΔA_N - syst.*	± 0.0023	± 0.0021	± 0.0015	± 0.0018
ΔA_N due to $\Delta(P_Y + P_B)$	± 14.4 %			
* Contributions to systematic error were added in quadrature				

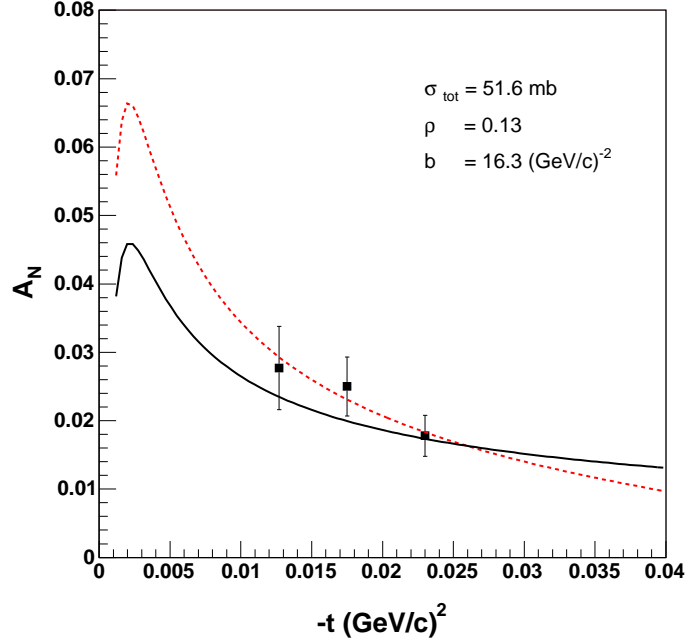


FIG. 4: The single spin analyzing power A_N for three t intervals. Vertical error bars show statistical errors. The solid curve corresponds to theoretical calculations without hadronic spin-flip and the dashed one represents the r_5 fit.

energies, the formula becomes simpler

$$A_N = \frac{\sqrt{-t}}{m} \frac{[\kappa(1 - \rho \delta) + 2(\delta \operatorname{Re} r_5 - \operatorname{Im} r_5)] \frac{t_c}{t} - 2(\operatorname{Re} r_5 - \rho \operatorname{Im} r_5)}{(\frac{t_c}{t})^2 - 2(\rho + \delta) \frac{t_c}{t} + (1 + \rho^2)}. \quad (5)$$

In this formula $t_c = -8\pi\alpha/\sigma_{tot}$, κ is the anomalous magnetic moment of the proton, ρ is

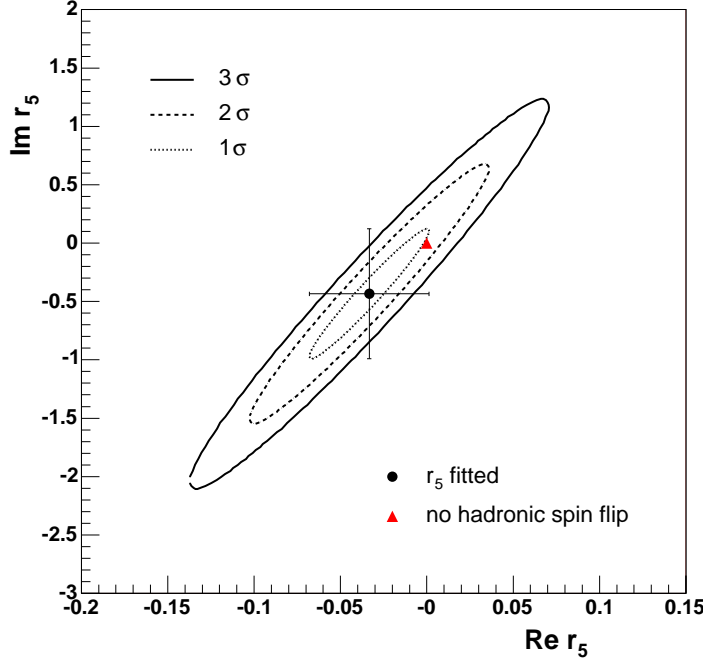


FIG. 5: Fitted values of r_5 (full circle) with contours corresponding to the different confidence levels. The point corresponding to no hadronic spin-flip (triangle) is also shown.

the ratio of the real to imaginary parts of forward (nonflip) elastic amplitude, and δ is the relative phase between the Coulomb and hadronic amplitudes. Since the total cross section (σ_{tot}) and the ρ parameter have not been measured in this energy range, we have used values of $\sigma_{tot} = 51.6$ mb and $\rho = 0.13$. These values come from fits to the existing pp data taken at energies below 63 GeV and world $p\bar{p}$ data. They also agree well with the predictions of various models [18, 19, 20, 21]. The Coulomb phase δ is calculated as in Ref. [6],

$$\delta = \alpha \ln \frac{2}{|t|(b + 8/\Lambda^2)} - \alpha \gamma, \quad (6)$$

where b is the slope of the forward peak in elastic scattering, α is the fine structure constant, Euler's constant $\gamma = 0.5772$ and $\Lambda^2 = 0.71 \text{ GeV}^2$. The value of b comes from our previous measurement [1].

The solid curve in Fig. 4 corresponds to the calculation without hadronic spin-flip ($\text{Re } r_5$ and $\text{Im } r_5$ set to 0 in Eq. 5). To quantify a possible contribution of the single helicity-flip amplitude ϕ_5 , the formula given by Eq. 5 was fitted to the measured A_N values with $\text{Re } r_5$ and $\text{Im } r_5$ as fit parameters. The statistical and systematical errors (except the beam

polarization error) of A_N were added in quadrature for the fit. The results of the fit are following: $\text{Re } r_5 = -0.033 \pm 0.035$ and $\text{Im } r_5 = -0.43 \pm 0.56$. The dashed line in Fig. 4 represents the curve resulting from the fit.

The fitted values of $\text{Re } r_5$ and $\text{Im } r_5$ are shown in Fig. 5 together with contours for 1σ , 2σ and 3σ confidence levels. In addition, the point corresponding to no hadronic spin-flip is also shown. The fitted r_5 is compatible, at about one σ level, with the hypothesis of no hadronic spin flip. Thus our conclusion is that our results are suggestive of a hadronic spin-flip term, but cannot definitively rule out the hypothesis that only hadronic non spin-flip amplitudes contribute.

Recent measurements of A_N at substantially lower cms energies than the one reported here indicate small but significantly different from zero contribution of spin-flip amplitude in case of proton-carbon scattering [10, 11] and are consistent with no spin-flip contribution for proton-proton scattering [9] at $\sqrt{s} = 13.7$ GeV.

Our results, as well as A_N measurements at lower energies, provide the much needed input for the theoretical calculations of the exchange process. They also underline a need for further measurements to be able to reconcile the differences for a more complete picture to emerge and also to extend the measurements to higher energies. In addition, an extension of the t -range will allow us to constrain both the magnitude and the shape of the analyzing power as a function of t , and higher statistics will permit measurements of A_{NN} . This will help establish the role of multigluon exchanges in near-forward polarized proton-proton scattering.

Acknowledgments

The research reported here has been performed in part under the US DOE contract DE-AC02-98CH10886, and was supported by the US National Science Foundation and the Polish Academy of Sciences. The authors are grateful for the help of N. Akchurin, D. Alburger, P. Draper, R. Fleysher, D. Morse, Y. Onel, A. Penzo, and P. Schiavon at various stages of the experiment and for the support of the BNL Physics Department, Instrumentation Division, and the C-AD at the RHIC-AGS facility. We would also like to thank

T. L. Trueman and B. Z. Kopeliovich for useful discussions.

- [1] S. Bültmann *et al.*, Phys. Lett. **B 579**, (2004) 245-250.
- [2] S. Bültmann *et al.*, Nucl. Instr Meth. **A535**, (2004) 415-420.
- [3] W. Guryn *et al.*, RHIC Proposal R7 (1994) (unpublished).
- [4] V. Barone, E. Predazzi, *High-Energy Particle Diffraction*, Texts and Monographs in Physics, Springer-Verlag; (2002), ISBN: 3540421076.
- [5] S. Donnachie, G. Dosch, P. Landshoff, *Pomeron Physics and QCD*, Cambridge University Press; (1998), ISBN: B0006Z3XLM.
- [6] N. H. Buttimore *et al.*, Phys. Rev. **D59**, 114010 (1999).
- [7] B. Z. Kopeliovich and B.G. Zakharov, Phys. Lett **B266** 156 (1989);
T. L. Trueman, hep-ph/9610439.
- [8] A. Bravar *et al.*, *Spin dependence in the elastic scattering in the CNI region*, to appear in the proceedings of the 16th International Spin Physics Symposium, Trieste, Italy, 2004.
- [9] H. Okada *et al.*, *Measurement of the analyzing power in pp elastic scattering in the peak CNI region at RHIC*, to appear in the proceedings of the 16th International Spin Physics Symposium, Trieste, Italy, 2004.
- [10] O. Jinnouchi *et al.*, *Measurement of the analyzing power of proton-carbon elastic scattering in the CNI region at RHIC*, to appear in the proceedings of the 16th International Spin Physics Symposium, Trieste, Italy, 2004.
- [11] J. Tojo *et al.*, Phys. Rev. Lett. **89**, 052302 (2002).
- [12] N. Akchurin *et al.*, Phys. Rev. **D48** 3026 (1993).
- [13] T.L. Trueman, *The energy dependence of proton-carbon analyzing power and the spin dependent coupling of the Pomeron*, to appear in the proceedings of the 16th International Spin Physics Symposium, Trieste, Italy, 2004.
- [14] R. Battiston *et al.*, Nucl. Instr. Meth. **A238**, 35 (1985).
- [15] R. Lipton, Nucl. Instr. Meth. **A418**, 85 (1998)
- [16] G.G. Ohlsen and P.W. Keaton, Jr., *Nucl. Instr. Meth.* **109**, 41 (1973).
- [17] O. Jinnouchi, C-AD Note 171.
- [18] M. M. Block, Nuc. Phys **B** (Proc. Suppl.) **71**, 378 (1999).

- [19] B. Z. Kopeliovich, I. K. Potashnikova, B. Povh, and E. Predazzi, Phys. Rev. **D63**, 054001 (2001).
- [20] V. V. Ezhela *et al.* (COMPETE collab), Phys. Rev. **D65**, 074024 (2002).
- [21] C. Bourrely, J. Soffer, and T. T. Wu, Eur. Phys. J. **C28**, 97 (2003).