

# <sup>49</sup>Cr: Towards full spectroscopy up to 4 MeV.

F. Brandolini<sup>1</sup>, R.V. Ribas<sup>2</sup>, M. Axiotis<sup>3</sup>, M. De Poli<sup>3</sup>, R. Menegazzo<sup>1</sup>, D.R. Napoli<sup>3</sup>, P. Pavan<sup>1</sup>, J. Sanchez-Solano<sup>4</sup>, S. Lenzi<sup>1</sup>, A. Dewald<sup>5</sup>, A. Fitzler<sup>5</sup>, K. Jessen<sup>5</sup>, S. Kasemann<sup>5</sup>, P. v. Brentano<sup>5</sup>

<sup>1</sup> *Dipartimento di Fisica dell'Università and INFN, Sezione di Padova, Padova, Italy.*

<sup>2</sup> *Instituto de Física, Universidade de São Paulo, São Paulo, Brazil.*

<sup>3</sup> *Laboratori Nazionali di Legnaro - INFN, Legnaro, Italy.*

<sup>4</sup> *Departamento de Física Teórica, Universidad Autónoma, Cantoblanco, Madrid, Spain.*

<sup>5</sup> *Institut für Kernphysik der Universität zu Köln, Germany.*

(Dated: December 21, 2019)

The nucleus <sup>49</sup>Cr has been studied analysing  $\gamma - \gamma$  coincidences in the reaction <sup>46</sup>Ti( $\alpha, n$ )<sup>49</sup>Cr at the bombarding energy of 12 MeV. The level scheme has been greatly extended at low excitation energy and several new lifetimes have been determined by means of the Doppler Shift Attenuation Method.

Shell model calculations in the full  $pf$  configuration space reproduce well negative-parity levels. Satisfactory agreement is obtained for positive parity levels by extending the configuration space to include a nucleon-hole either in the  $1d_{3/2}$  or in the  $2s_{1/2}$  orbitals. A nearly one-to-one correspondence is found between experimental and theoretical levels up to an excitation energy of 4 MeV. Experimental data and shell model calculations are interpreted in terms of the Nilsson diagram and the particle-rotor model, showing the strongly coupled nature of the bands in this prolate nucleus. Nine values of  $K^\pi$  are proposed for the levels observed in this experiment. As a by-result it is shown that the values of the experimental magnetic moments in  $1f_{7/2}$  nuclei are well reproduced without quenching the nucleon  $g$ -factors.

PACS numbers: 21.10.-k, 21.60.Cs, 21.60.Ev, 27.40.+z

## I. INTRODUCTION

In the last years the nucleus <sup>49</sup>Cr has been studied quite extensively both theoretically and experimentally. It was formerly shown that shell model (SM) calculations are able to reproduce the <sup>49</sup>Cr ground state (gs) band and that its rotational features at low spin can be described by the particle-rotor model (PRM) as a  $K=5/2^-$  band based on the  $\nu[312]5/2^-$  Nilsson orbital [1]. A rotational behavior was already recognized in the most recent Nuclear Data Sheets (NDS) compilation [2], where, relying on few experimental levels at low excitation energy, sidebands with  $K^\pi=1/2^-$ ,  $3/2^-$  and  $3/2^+$ , based on  $[321]1/2^-$ ,  $[321]3/2^-$  and  $[202]3/2^+$  Nilsson orbitals, have been suggested. More recently, in the frame of a research using heavy ion induced fusion reactions, evidence of two high- $K$  3-qp rotational bands with  $K^\pi=13/2^-$  and  $K^\pi=13/2^+$  has been found [3, 4]. They have been interpreted with the prolate Nilsson diagram as due to the excitation of a proton to the empty  $[312]5/2^-$  orbital from the  $[321]3/2^-$  or the  $[202]3/2^+$  one, respectively, followed by the recoupling to the maximum value of  $K$  of the three unpaired nucleons.

SM calculations for natural (negative) parity states were made with the code ANTOINE in the full  $pf$  configuration space [5] and a very good agreement was obtained. Good agreement was achieved for the observed unnatural (positive) parity levels by extending the configuration space to include a hole in the  $1d_{3/2}$  orbital. As  $B(E2)$  values are an essential mean for evaluating the nuclear deformation, lifetime measurements with the Doppler shift attenuation method (DSAM) were systematically made.

A recent review of the SM predictions and of their interpretation for most  $N \simeq Z$   $1f_{7/2}$  nuclei can be found in Ref. [6].

It has to be noted, however, that in heavy ion induced fusion reactions the population of single particle sidebands predicted at low excitation energy is weak. As an example, in the reaction <sup>42</sup>Ca( $\alpha, n$ )<sup>45</sup>Ti, a  $K=1/2^+$  band, classified as  $[200]1/2^+$ , was observed about one MeV above the  $[202]3/2^+$   $K=3/2^+$  band [7]. That band was not observed in a subsequent heavy ion reaction [8] with a much more efficient set-up. The knowledge of non yrast structures is, however, required for a better understanding of nuclear structure. This perspective, often named full spectroscopy, became more important recently, also because some properties of non yrast states are fingerprints of nuclear symmetries and supersymmetries [9]. Such information was scanty in  $\gamma$ -spectroscopy, as levels up to about 2.5 MeV had been studied in the reaction <sup>46</sup>Ti( $\alpha, n\gamma$ )<sup>49</sup>Cr at a bombarding energy of 8 MeV, more than twenty five years ago [10]. We have used the same reaction but, in order to observe non yrast levels in <sup>49</sup>Cr, which are populated with small cross-section, a high efficiency  $\gamma$ -detector array was used. The collected experimental data provide a stringent test for modern SM calculations, as non yrast levels are more subjected to residual interactions and to the effects of configurations space truncation, due to the increased level density. On the other hand, bands cannot be observed in proximity of their smooth terminations, since only states with rather low spin values could be populated. Terminating states are generally well known from heavy-ion induced reactions [6].

## II. EXPERIMENTAL PROCEDURE

Excited states were populated in the reaction  $^{46}\text{Ti}(\alpha, n)^{49}\text{Cr}$  with the 12 MeV  $\alpha$ -beam provided by the Cologne FN-TANDEM accelerator. Five Compton-suppressed Ge detectors and one Compton suppressed CLUSTER detector were used in the COLOGNE-COINCIDENCE-CUBE-spectrometer [11]. Four Ge detectors were mounted in the horizontal plane at  $\pm 45^\circ$ ,  $\pm 135^\circ$ . The fifth Ge detector and the CLUSTER detector were placed along the vertical axis below and above the beam line, respectively. The target consisted of 1 mg/cm<sup>2</sup>  $^{46}\text{Ti}$  backed onto 5 mg/cm<sup>2</sup> Au. A total of  $200 \times 10^6$   $\gamma - \gamma$  coincidences were collected in 3 days of beam time.

About forty percent of them were due to the reaction on study. Little less came from the  $^{46}\text{Ti}(\alpha, p)^{49}\text{V}$  reaction, and nearly twenty percent from the inelastic diffusion. Since the target sample contained about five percent of  $^{48}\text{Ti}$ , minor contributions came from reactions with this isotope. An upper limit was put at about 3.6 MeV in the  $\gamma$ -ray acquisition. This resulted in a limitation for the study of high lying levels, since the production of  $\gamma$  rays with an energy up to 6.6 MeV is allowed by the kinematics. Owing to the detector geometry no relevant angular correlation information could be obtained.

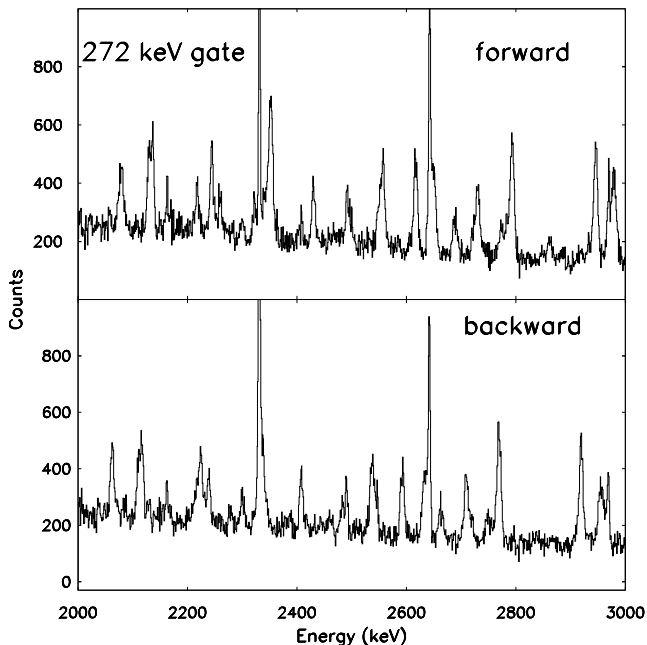


FIG. 1: a) Spectra obtained by gating on the 272 keV transition in the forward matrix (upper panel) and in the backward matrix (lower panel).

## III. DATA ANALYSIS

### A. Level scheme

The most useful  $\gamma - \gamma$  matrices for extending the level scheme have been the two asymmetric ones having all detectors in the first axis and detectors, either at  $\pm 45$  degrees (forward or F matrix) or at  $\pm 135$  degrees (backward or B matrix), in the second axis. Many of the observed transitions were either fully Doppler-shifted or not Doppler-shifted, in which cases the experimental energy resolution at about 2 MeV was about 7 keV and 3 keV, respectively. The symmetric  $\gamma - \gamma$  matrix was used for the analysis of unshifted lines.

A typical analysis of an observed line implied the comparison of spectra obtained with the same gate on backward and forward matrices. The intrinsic energy and the Doppler shift were extracted for all observed transitions by using the most suitable gates for each one. The transitions were placed in the level scheme after comparing spectra for the same direction, but obtained with different gates, and successive cross checks. One example for the comparison between forward and backward spectra is shown in Fig. 1, where the gate is the 272 keV  $7/2^- \rightarrow 5/2^-$  transition. The presence of unshifted, full shifted and partially shifted lines is evident. From the analysis of full shifted lines, one can estimate the average recoil velocity component along the detector axis as 0.45 % of  $c$ , which corresponds to an average recoil velocity of 0.65 %  $c$ , in agreement with the kinematics of this reaction.

The adopted level scheme is shown in Fig. 2. All known levels are displayed up to 4 MeV. The few levels, that were not observed in the present experiment, are not connected by transitions. Above that energy, only levels observed in the present experiment are shown. Levels for which no new information was obtained for spin and parity are displayed with thicker lines. Several high spin levels, elsewhere observed, are not reported [3, 4]. In particular the gs band had been previously observed up to the band termination at  $31/2^-$  and the  $K=13/2^+$  up to  $19/2^+$ .

Transitions to the ground state from levels directly fed by the reaction cannot be detected in a  $\gamma - \gamma$  coincidence experiment. Therefore, some low-spin states could escape an observation if they decay principally to the ground state. This appears to be the case for the  $K^\pi=1/2^-$ ,  $I^\pi=7/2^-$  level, which is missing in Fig. 2. The transitions of the 2613, 2979, 3251 and 2504 keV levels to the gs were taken from Ref. [2]. Several new levels have been observed above 4 MeV and up to 5.37 MeV, but some others could have escaped the observation, if the depopulating transitions have an energy larger than 3.6 MeV.

Observed levels and transitions are reported in Table I.

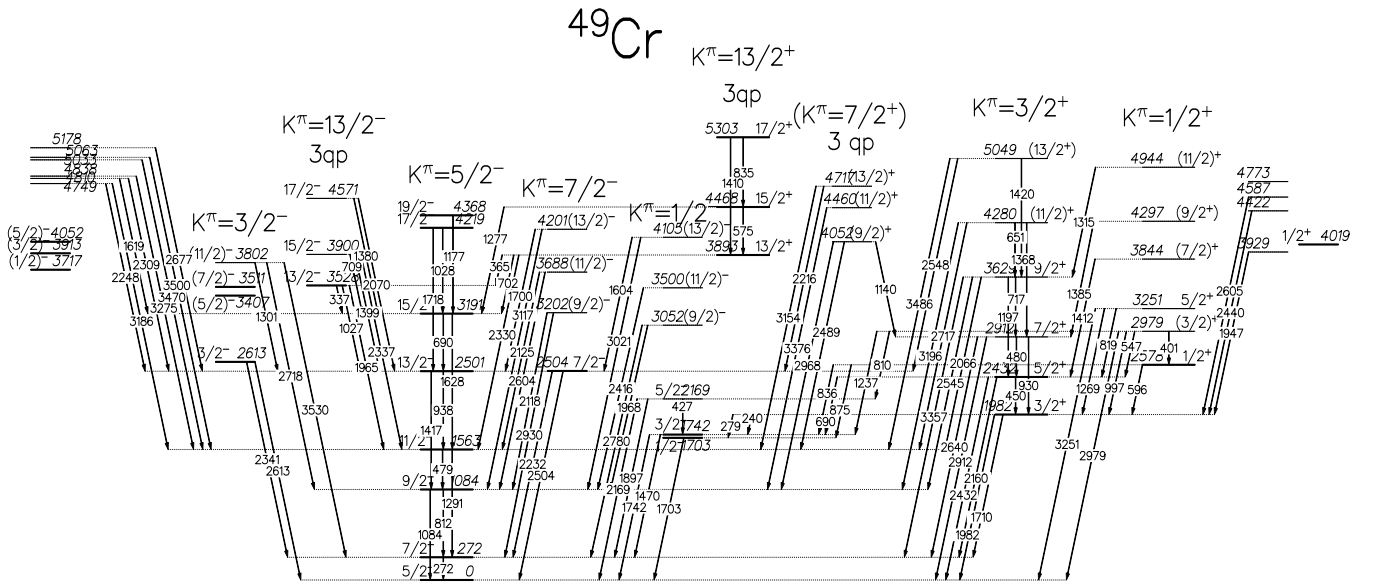


FIG. 2: Experimental  $^{49}\text{Cr}$  level scheme. All known experimental levels are reported up to about 4 MeV. Levels previously known are represented with thicker lines, while, at higher energies, only levels observed in this work are reported. Only observed transitions are reported apart for the ones of 2613, 2979, 3251 and 2504 keV, taken from Ref. [2]. The suggested assignments of the levels  $9/2^-$ ,  $11/2^-$  and  $13/2^-$  levels to the bands  $K=1/2^-$  and  $7/2^-$  bands may be interchanged.

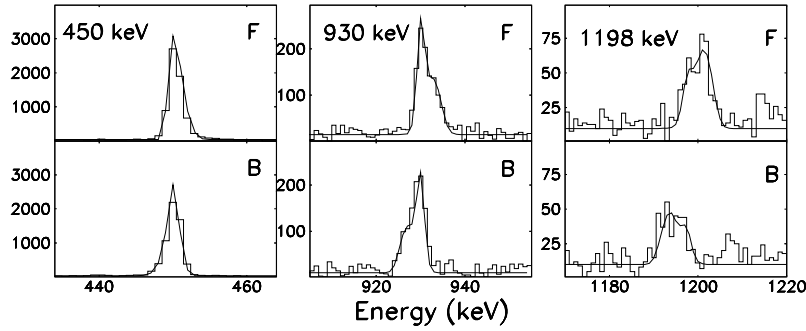


FIG. 3: Examples of DSAM lineshape analysis along the  $K=3/2^+$  band.

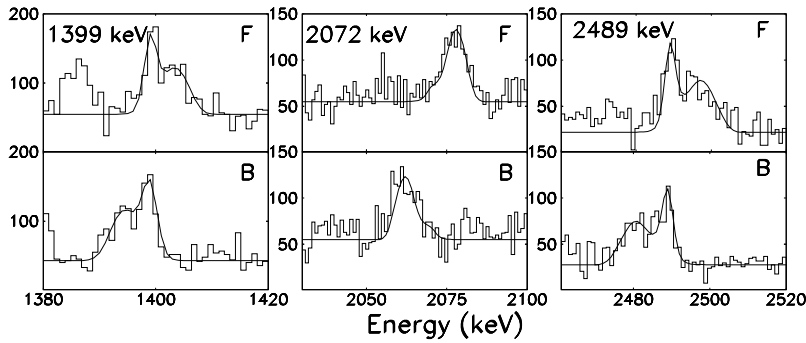


FIG. 4: The first two panels show the lineshape analyses of transitions from the  $15/2^-$  and  $17/2^-$  levels of the  $K^\pi=13/2^-$  band, respectively. The last panel shows the same for a transition from the  $(9/2^+)$  level attributed to the  $K^\pi=7/2^+$  band.

TABLE I: Experimental data for  $^{49}\text{Cr}$  sidebands.

E <sub>x</sub> (keV)	K-value SM orbital	Spin	τ present (ps)	τ previous <sup>a</sup> (ps)	E <sub>γ</sub> (keV)	BR previous <sup>a</sup> %	BR present %	B(E1) estimate (10 <sup>-4</sup> efm <sup>2</sup> )	parity changing mark		
1703	K=1/2 <sup>-</sup> 2p <sub>3/2</sub>	1/2 <sup>-</sup>	>1	> 5	1703	100	-	>6			
1742		3/2 <sup>-</sup>		1.6(5)	1469*	29(3)	-				
					1742	71(3)	-				
2169		5/2 <sup>-</sup>		>4	427	-	2.1(6)				
			(9/2) <sup>-</sup>	<0.04	1897*	45(3)	44(5)				
					2169	55(3)	54(5)				
3052					1968	-	56(5)				
					2780	-	44(5)				
					3052	-	?				
3500					2416	-	100				
4105					1604	-	56(5)				
					3021	-	44(5)				
2504	K=7/2 <sup>-</sup> 1f <sub>7/2</sub>	7/2 <sup>-</sup>	<0.03		2232*	33(5)	-				
					2504	67(5)	-				
3202		(9/2) <sup>-</sup>			2118	-	31(6)				
					2930	-	69(6)				
			<0.03		3202	-	?				
3688		(11/2) <sup>-</sup>			2123	-	31(4)				
					2602	-	69(4)				
4201		(13/2) <sup>-</sup>			1700	-	72(4)				
					3177	-	28(4)				
2613		3/2 <sup>-</sup>			2341	59(3)	-				
			2613		41(3)	-					
3407			(5/2) <sup>-</sup>			-	-				
3511			(7/2) <sup>-</sup>			3511	52(10)			-	
						2430	48(10)			-	
3802			11/2 <sup>-</sup>		0.10(3)		1301			-	15(3)
							2718			-	30(4)
							3530			-	55(5)
3528	K=13/2 <sup>-</sup> 1f <sub>7/2</sub> <sup>3</sup>	13/2 <sup>-</sup>	0.48(8)	0.38(7)	337.2	4.0(5)	4.3(9)				
					1027.6	16(2)	17(3)				
					1965.4*	78(3)	79(4)				
					2444.0	1.6(5)	<2				
3900		15/2 <sup>-</sup>	0.40(7)		709*	-	35(5) <sup>†</sup>	12			
					1399*	-	35(5)				
					2337	-	30(5)				
4571		17/2 <sup>-</sup>	0.20(4)		352	-	<5 <sup>†</sup>	6			
					1380*	-	50(7)				
					2070*	-	50(7)				
1982		K=3/2 <sup>+</sup> 1d <sub>3/2</sub> <sup>-1</sup>	3/2 <sup>+</sup>	>2	>2.5	240	-	2.4(6)			E1
						279	18(2)	10(2)			E1
						1710*	11(2)	6(2)			M2+E3
						1982	70(2)	81(7)			E1
2432			5/2 <sup>+</sup>	1.4(4)	1.3 <sup>+1.2</sup> <sub>-0.5</sub>	450*	52(6)	46(6)	25		
						690	-	3.1(6)	0.5	E1	
						2160	#	1.2(4)	0.01	E1	
						2432	48(6)	50(6)	0.12	E1	
2912	7/2 <sup>+</sup>		0.75(15)		480	-	33(5)	34			
					930*	-	13(3)				
					2640*	-	31(5)	0.19	E1		
				2912	-	23(4)	0.12	E1			
3629	9/2 <sup>+</sup>	0.18(4)			717*	-	29(5)	27			
					1198*	-	11(2)				
					2066	-	4.0(6)	0.167	E1		
					2545	-	25(4)	0.53	E1		
					3357	-	30(5)	0.28	E1		
4280	11/2 <sup>+</sup>	0.30(6)			651*	-	28(4) <sup>†</sup>	21			
					1368*	-	42(5)				

TABLE I – continued from previous page

E <sub>x</sub> (keV)	K-value SM orbital	Spin	τ present (ps)	τ previous <sup>a</sup> (ps)	E <sub>γ</sub> keV	BR previous <sup>a</sup> %	BR present %	B(E1) estimate (10 <sup>-4</sup> efm <sup>2</sup> )	parity changing mark				
5049	K=1/2 <sup>+</sup> 1d <sub>3/2</sub> <sup>-1</sup>	(13/2 <sup>+</sup> )	<0.1		2717	-	17(3)	0.18	E1				
					3196	-	13(2)	0.08	E1				
					769	-	<10 <sup>†</sup>						
					1419	-	21(3)						
					2548*	-	38(4)		(E1)				
2578		1/2 <sup>+</sup>	>1		3486*	-	41(5)		(E1)				
					596	-	12(3)						
					836*	62(5)	57(7)	<6	E1				
					875*	38(5)	30(5)	<3	E1				
					2979	(3/2 <sup>+</sup> )	>1	401*	-	59(8)			
547*		-	100										
810		-	40(5)					<3.9	E1				
997*		-	27(4)					<1.4	E1				
1237		-	25(4)					<0.7	E1				
3251		5/2 <sup>+</sup>	0.20(5)		2979	-	?		E1				
					819*	-	44(6)	17					
					1269*	77(5)	44(6)	6					
					2979	#	<5	<0.04	E1				
					3251	23(5)	12(3)	0.07	E1				
3844		(7/2 <sup>+</sup> )	0.30(6)		1412*		100						
					3572		?		(E1)				
					3844		?		(E1)				
					4297	(9/2) <sup>+</sup>	0.05(2)	1385*		100			
								4025		?		(E1)	
4944		(11/2) <sup>+</sup>	0.07(2)					1314*		100			
								3860		?		E1	
								364.4	22(2)	17(3)	<2	E1	
					701.9	18(2)	18(3)	<0.3	E1				
					2330.0	60(2)	65(4)	<0.03	E1				
4052		K=(7/2 <sup>+</sup> ) 1d <sub>3/2</sub> <sup>-1</sup> 1f <sub>7/2</sub> <sup>2</sup>	(9/2 <sup>+</sup> )		0.26(4)	1140		10(2)	2				
						2489*		27(4)	0.5	(E1)			
						2968*		63(6)	0.7	(E1)			
						4460	(11/2 <sup>+</sup> )	0.23(4)	3376		100	0.8	(E1)
									4717	(13/2 <sup>+</sup> )	0.70(10)	2216*	
3154*			44(8)		0.1							E1	
4749	others	<0.05	2248		41(8)								
			3187*		59(8)								
			4810	<0.05	1619*		44(8)						
					2309		56(8)						

a) From Ref. 2, apart for levels at 3528 and 3893 keV [3].

\*) For these transitions a DSAM analysis was performed.

?) This line could not be observed.

†) Branchings of this level were evaluated gating on lower transitions.

#) wrongly placed transition.

Data related to the gs K=5/2<sup>-</sup> and the K=13/2<sup>+</sup> bands are not reported since they were already discussed in detail in Ref. [3, 4]. In the same Table the branching ratios are also displayed, to which errors a systematic contribution of 10 % has been added to the statistical one, in order to account for angular correlation effects. When possible, they were obtained by gating on a transition directly feeding the level of interest. It is explicitly indicated when gates on transitions below of the branches were used, which lead to larger uncertainties. A question mark was put for the branches which could not be mea-

sured, in which case the sum of all branching ratios could not be normalized to 100 percent. Some variations with respect to NDS are worth noting: a) The decay from levels 15/2<sup>-</sup> at 3900 keV and 13/2<sup>+</sup> at 3893 keV were mixed up in Ref. [12]. b) The 2160 keV branch of the 2432 keV level is very small, in agreement with Ref. [10] and in disagreement with NDS [2]. c) The previously reported branch of 2979 keV from the 3251 keV level [2] is not observed. Most probably that line is produced by the transition of the 2979 keV level to gs.

Experimental mixing ratios are not discussed here,

since the few reported ones have a large uncertainty [2]. Due to the experimental conditions, only a tentative spin-parity assignment was made for some levels. The proposed spin-parity and K assignments will be justified later.

### B. Lifetimes and electromagnetic reduced rates

For DSAM lifetime determinations, the program LINESHAPE has been used [13] and the Northcliffe-Schilling stopping power [14], corrected for atomic shell effects [15], was adopted. Spectra gated from transitions below the ones examined were used (i.e. the standard procedure) since the experimental conditions did not allow the use of the NGTB procedure, which does not depend on the sidefeeding time of the examined level [16]. In this work the sidefeeding was assumed to occur instantaneously at the reaction time. This is corroborated by the observed large number of full shifted lines. Examples of DSAM analysis are shown in Fig. 3-4.

Obtained lifetimes for bands not yet studied [3, 17] are reported in Table I, while the deduced B(E2) and B(M1) values are shown in Table II. In order to check the reliability of the presently obtained values, the lifetime of the  $13/2^-$  yrast level was re-evaluated to be 0.17(2) ps, in agreement with the previously obtained value of 0.15(2) ps [4].

In order to determine the level parities the upper limit (UL) of  $3 \cdot 10^{-4}$  W.u., extracted from data for several nuclei in this region in Ref. [3, 4, 17, 18, 19, 20, 21], was adopted for E1 transitions. Such criterion was found to be very successful in these works. The B(E1) value of most relevant transitions are reported in the last but one column of Table I in units of  $10^{-4}$  e<sup>2</sup>fm<sup>4</sup>, which is approximately one W.u.. In the case that all transitions from a levels lead to the gs band, only the largest estimate or limit is reported. If the B(E1) value exceeds the UL the parity change is excluded. If B(E1) value is lower, the M1+E2 character cannot be excluded, but in some cases is unfavored so that E1 multipolarity may be tentatively proposed. E1 assignments are reported in the last column of Table 1.

## IV. DISCUSSION

### A. Particle rotor model.

In a previous work a deformation parameter  $\beta \simeq 0.26$  was deduced for the low part of the  $^{49}\text{Cr}$  gs-band [3]. The most used formulae for describing the properties of deformed nuclei are those related to the rigid axial rotor.

For the electromagnetic (em) moments, they are well known in the case of a definite value of the spin projection K (rotor model) [22].

The intrinsic electric quadrupole moment  $Q_o$  is related to the spectroscopic one  $Q_s$  by the relation:

$$Q_s = Q_o \frac{3K^2 - I(I+1)}{(I+1)(2I+3)} \quad (1)$$

The intrinsic quadrupole moment can also be derived from the B(E2) values, where it is usually denoted as  $Q_t$ :

$$B(E2) = \frac{5}{16\pi} Q_t^2 < I_i K 20 | I_f K >^2 \quad (2)$$

Concerning the magnetic properties, the g-factor of a level with  $K \neq 1/2$  is related to the collective g-factor  $g_R$  and to the intrinsic value  $g_K$  by the formula:

$$g = g_R + (g_K - g_R) \frac{K^2}{I(I+1)} \quad (3)$$

For M1 transitions one has similarly:

$$B(M1) = \frac{3}{4\pi} < I_i K 10 | I_f K >^2 (g_K - g_R)^2 K^2 \mu_N^2 \quad (4)$$

The B(E2) values within a band are sensitive to the K-value via the Clebsh-Gordan coefficient. This is also the case of  $Q_s$ , which, however, is rarely known experimentally. The value of the deformation parameter is assumed to be given by the formula  $Q_t = 1.09 Z A^{2/3} \beta (1 + 0.36\beta)$  fm<sup>2</sup> which accounts for nuclear volume conservation in the case of deformation [23].

Eq. (3) and (4) show that the magnetic properties are sensitive to the nature of the involved quasiparticles.

These formulae provide mostly a qualitative interpretation tool, since the assumption of a pure value of K is not valid in general. In fact, even under the extreme hypothesis that the unpaired neutron does not interact singularly with the other nucleons, one has to account for the coupling of the spin of the neutron with the rotational moment in order to conserve the total angular momentum I. This is made by the particle-axial rotor model, in brief particle-rotor model (PRM), in which context K is not anymore a good quantum number because of the Coriolis force.

Since the standard PRM does not account for residual interaction of the valence nucleon with the other nucleons, it is less reliable than SM, but it may provide a structural interpretation of the SM calculations.

It should moreover be remarked that, approaching 4 MeV of excitation, the increase of the level density and the decrease of the deformation, may give rise to large configuration mixing.

Fig. 5 shows the level scheme predicted by the PRM at low excitation. The bands are identified with the dominant Nilsson configuration. For PRM calculations the code of Ref. [24] was used, which is able also to describe the coupling of a particle with a triaxial rotor. The standard set of parameters for an axial symmetry were here adopted together with the  $2^+$  level energy of the  $^{48}\text{Cr}$  core, without any further adjustment of parameters.

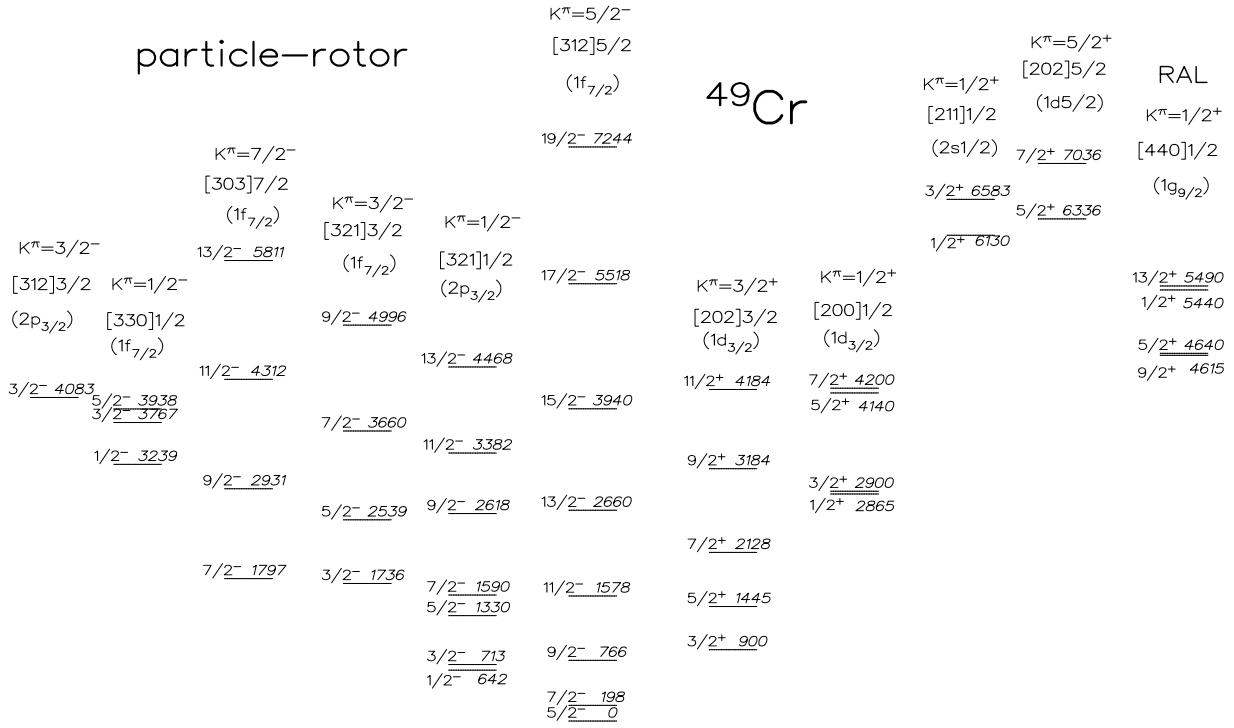


FIG. 5: Particle-rotor predictions in  $^{49}\text{Cr}$  assuming axial symmetry and  $\beta=0.26$ .

TABLE II: Experimental and SM reduced rates. Parity non changing.

Line	$E_\gamma$ exp. keV	$E_\gamma$ SM keV	$\gamma$ -BR adopted %	$\gamma$ -BR SM %	$\tau$ adopted ps	$\tau$ SM ps	B(E2) rotor $e^2 fm^4$	B(E2) exp. $e^2 fm^4$	B(E2) SM $e^2 fm^4$	B(M1) exp. $\mu_N^2$	B(M1) SM $\mu_N^2$
$K = 1/2^-$											
$1/2 \rightarrow 5/2$	1703	1464	100	100	>5	27		>0.4	2.1		
$3/2 \rightarrow 5/2$	1742	1472	71(3)	75	1.6(5)	12			3.25		0
$3/2 \rightarrow 7/2$	1470	1192	28(3)	25					2.28		-
$3/2 \rightarrow 1/2$	39	8	<0.1	0			234		241		0.165
$5/2_2 \rightarrow 5/2$	2169	1873	54(3)	55	1.5(5)	2.3		6.1	4.12	0.002	0
$5/2_2 \rightarrow 7/2$	1897	1594	44(3)	45				9.7	2.5	0.002	0.001
$5/2_2 \rightarrow 1/2$	465	409	<0.1				233		252		-
$5/2_2 \rightarrow 3/2$	427	401	2.1(5)				65		69	0.009	0.001
$7/2_2 \rightarrow 5/2$	(2504)*	2299			<0.012	0.21			0.3		0.011
$7/2_2 \rightarrow 7/2$		2020							1.5		0.012
$7/2_2 \rightarrow 9/2$		1114							4.9		0.013
$7/2_2 \rightarrow 3/2$		826					240		306		-
$7/2_2 \rightarrow 5/2_2$		425					25		32.9		0.160
$9/2_2 \rightarrow 5/2$	3052	2753	0	4	<0.04	0.37			0.3		-
$9/2_2 \rightarrow 7/2$	2780	2474	44(6)	20					3.6		0
$9/2_2 \rightarrow 9/2$	1968	1569	56(6)	68					51		0
$9/2_2 \rightarrow 5/2_2$	(883)	880	0	8			300		350.2		-
$9/2_2 \rightarrow 7/2_2$	548	455		0			46		17.9		0
$9/2_2 \rightarrow 7/2_3$	548	228		0					0.2		0
$K = 7/2^-$											
$7/2_3 \rightarrow 5/2$	2504	2525	67	79	<0.012	0.003			52.1		0.981
$7/2_3 \rightarrow 7/2$	2232	2246	33	21					17.9		0.372
$7/2_3 \rightarrow 9/2$	1420	1340	<5	0					0.5		0.004
$7/2_3 \rightarrow 5/2_2$	335	652	<5	0					0.14		0.001
$9/2_3 \rightarrow 5/2$	3202	3147	0	0	<0.03				3.4		-
$9/2_3 \rightarrow 7/2$	2930	2868	69(6)	73					0.5		0.529

TABLE II – continued from previous page

Line	$E_\gamma$ exp. keV	$E_\gamma$ SM keV	$\gamma$ -BR adopted %	$\gamma$ -BR SM %	$\tau$ adopted ps	$\tau$ SM ps	B(E2) rotor $e^2 fm^4$	B(E2) exp. $e^2 fm^4$	B(E2) SM $e^2 fm^4$	B(M1) exp. $\mu_N^2$	B(M1) SM $\mu_N^2$
$9/2_3 \rightarrow 9/2$	2118	1963	31(6)	26					5.1		0.500
$9/2_3 \rightarrow 5/2_2$	1033	1275	0	0			253		1.9		-
$9/2_3 \rightarrow 7/2_2$	(698)	850	0	0					1.4		0.008
$9/2_3 \rightarrow 7/2_3$	(698)	622	0	0			279		185.5		0.534
$K = 3/2^-$											
$3/2_2 \rightarrow 5/2$	2613	2435	59(3)	68	0.06(2)	0.18			2.7		0.012
$3/2_2 \rightarrow 7/2$	2341	2156	41(3)	32					20.3		-
$5/2_3 \rightarrow 3/2_2$	(894)	842	-				340		5.2		0.142
$7/2_4 \rightarrow 5/2$	3511	3380	52(10)	45		0.008			4.6		0.071
$7/2_4 \rightarrow 7/2$	3239	3100	0	15					16.8		0.018
$7/2_4 \rightarrow 9/2$	2430	2195	48(10)	40					20.0		0.186
$7/2_4 \rightarrow 3/2_2$	(898)	0	0				179		67.8		-
$7/2_4 \rightarrow 5/2_3$	(104)	0	0				269		38.1		0.096
$K = 13/2^-$											
$13/2_2 \rightarrow 11/2$	1965	1815	78(3)	64	0.42(6)				1.1	0.010	0.004
$13/2_2 \rightarrow 13/2$	1027	846	16(2)	32					0.8	0.025	0.014
$13/2_2 \rightarrow 15/2$	337	225	4.0(5)	4					14.3	0.12	0.044
$15/2_2 \rightarrow 11/2$	2337	2313	35(5)	25	0.40(7)			11.6	11.2		-
$15/2_2 \rightarrow 13/2$	1399	1345	35(5)	50					20.5	0.016	0.040
$15/2_2 \rightarrow 15/2$	709	753	30(5)	25					40.3	0.118	0.146
$15/2_2 \rightarrow 13/2_2$	372	499	<5						137.6		0.012
$17/2_2 \rightarrow 13/2$	2070	2098	50(7)	40	0.20(4)	0.34		50	24.7		-
$17/2_2 \rightarrow 15/2$	1380	1506	50(7)	60					2.0	0.054	0.038
$17/2_2 \rightarrow 13/2_2$	(1045)	1251	0	0					27.4		-
$17/2_2 \rightarrow 15/2_2$	(673)	752	0	0					152		0
$K = 3/2^+$											
$5/2 \rightarrow 3/2$	450	547	46(6)		1.4(4)	3.3	340		284.4	0.178	0.070
$7/2 \rightarrow 3/2$	930	905	13(3)	38	0.75(15)	2.6	179	203	175.7		-
$7/2 \rightarrow 5/2$	480	358	33(5)	62			269		247.6	0.220	0.125
$9/2 \rightarrow 5/2$	1198	1098	11(2)	43	0.18(4)	0.68	269	202	210.2		-
$9/2 \rightarrow 7/2$	717	740	29(5)	57			176		88.0	0.148	0.127
$11/2 \rightarrow 7/2$	1369	1148	42(5)	79	0.30(6)	0.53	319	330	256.4		-
$11/2 \rightarrow 9/2$	651	408	28(4)				123		107.0	0.159	0.081
$K = 1/2^+$											
$1/2 \rightarrow 3/2$	596	544	12(3)		>1	55			124.8		0.0016
$3/2_2 \rightarrow 3/2$	997	1068	15(2) <sup>†</sup>	73	>1	0.76			17.6		0.055
$3/2_2 \rightarrow 5/2$	547	521	54(6) <sup>†</sup>	11					54.6		0.052
$3/2_2 \rightarrow 1/2$	401	524	31(5) <sup>†</sup>	16			251		164.8		0.179
$5/2_2 \rightarrow 3/2$	1269	1314	44(6)	85	0.30(6)	0.12			21.9	0.041	0.101
$5/2_2 \rightarrow 5/2$	819	840	44(6)	15					0.8	0.152	0.132
$5/2_2 \rightarrow 1/2$	(673)	770	0	0			251		194.6		-
$5/2_2 \rightarrow 3/2_2$	(272)	246	0	0			72		88.9		0.393

The numbers in subscript to spin values refer to the calculated levels in Fig. 6.

In the case that the sum of branching ratios is less than 1, the theoretical lifetime has to be compared with the experimental one divided by the sum of branching ratios.

\* Data for the observed  $7/2^-$  level, assigned to the  $K=7/2^-$  band, are inserted in the  $K=1/2^-$  band only for a comparison.

<sup>†</sup> The sum of branchings may be less than 1 if there is a E1 branch to the gs.

Apart of the fact that the PRM model cannot predict the observed 3-qp bands, there is correspondence for most observed low lying levels up to about 4 MeV.

The assumption of collective triaxiality could not reproduce the size of the observed gs-band signature splitting. Cranked shell model (CSM) calculations predict some signature splitting for a collective triaxiality, i.e. with a negative sign for the deformation parameter  $\gamma$  in the Lund convention, but its size is also insufficient.

A further limitation of the particle-rotor model is that it cannot explain the backbending of the gs band at  $I=19/2$ , which can be interpreted as a termination of  $\nu = 3$  configurations and thus as an effect of the competition of the seniority scheme with rotational collectivity [25, 26].

Other negative parity bands built with  $pf$  configurations are expected above 4 MeV, as for example those based on the  $[301]1/2^-$ ,  $[301]3/2^-$  and  $[303]5/2^-$  orbitals. Due to the configuration mixing, interband tran-



sitions are often predicted to prevail over intraband ones, owing to the larger transition energies, qualitatively explaining why few intraband transitions have been observed.

In Table III  $Q_s$  and  $g$  values calculated with PRM are compared with the rotor predictions of Eq. (1) and (3). The latter values were obtained with the PRM by multiplying the Coriolis coupling term by a null factor. In this way the decoupling factor is added to Eq. (3) for  $K^\pi=1/2^-$ , giving rise to staggering. The predicted level scheme keeps, anyhow, the strongly coupled appearance. In Eq. (3) and (4)  $g_R=0.5$  is taken and the suggested 0.6 quenching factor is assumed for the nucleon  $g$ -factor [24]. A particularly strong mixing occurs between levels close in energy, as in the case of the head of the  $K=7/2^-$  band, near to the  $7/2^-$  level with  $K=1/2$ , in which case the PRM  $g$ -factor value is slightly positive while the rotor one is negative.

Concerning positive parity levels, “extruder” bands  $K=3/2^+$  and  $1/2^+$  are expected at low excitation energy, being based on the  $[202]3/2^+$  and  $[200]1/2^+$  orbitals, respectively. Such bands have been observed at low energy in the nucleus  $^{45}\text{Ti}$ , where they have been satisfactorily described by PRM [7]. The  $3/2^+$  level at 1982 keV is strongly excited by  $\ell_n=2$  pick-up in  $^{50}\text{Cr}$ . This agrees with the PRM prediction that the  $[202]3/2^+$  orbital has a nearly pure spherical  $1d_{3/2}$  hole-configuration. Similarly, the yrast  $1/2^+$  level at 2578 keV is clearly the band-head of the  $K=1/2^+$  band based on the  $[200]1/2^+$  hole configuration as it is strongly excited by  $\ell_n=0$  pickup reaction on  $^{50}\text{Cr}$  [2] but, in this case, the orbitals  $[200]1/2^+$  and  $[211]1/2^+$  share the  $\ell_n=0$  component to a comparable amount.

The first positive parity shell model orbital above the Fermi level is the  $1g_{9/2}$  one. In the deformed nucleus  $^{49}\text{Cr}$  the lowest intruder level of positive parity is expected to be the  $9/2^+$  one belonging to the decoupled band based on the  $\nu[440]1/2^+$  orbital. Since this level can be qualitatively described with the configuration  $^{48}\text{Cr}\otimes\nu g_{9/2}$  it should be strongly excited in a neutron stripping reaction, but this is not feasible since  $^{48}\text{Cr}$  is unstable. In  $^{51}\text{Cr}$  a level is observed at an excitation energy of 4.16 MeV in the  $^{50}\text{Cr}(d,p)$  reaction with a large  $\ell_n=4$  spectroscopic factor of  $S_n=3.2$  and it is thus described with a dominant  $^{50}\text{Cr}\otimes\nu g_{9/2}$  configuration. The expected band is, however, not yet observed with  $\gamma$ -spectroscopy. Since the deformation of  $^{50}\text{Cr}$  is comparable with that of  $^{48}\text{Cr}$  [17], the decoupled band in  $^{49}\text{Cr}$  should start above 5 MeV, because the sloping up  $\nu[312]5/2^-$  orbital is empty in  $^{48}\text{Cr}$ . We estimate thus that it is out of the sensitivity range of the present experiment.

### 1. Questions related to isospin

It is worth noting that the hole excitations, giving rise to the bands  $K=3/2^+$  and  $1/2^+$ , are not of pure neutron as assumed in PRM, since isospin conservation implies a

proton-hole contribution of one third for the yrast states  $3/2^+$  and  $1/2^+$ .

Since the lowest  $T=3/2$ ,  $I=7/2^-$  state, isobaric analogue state (IAS) of the  $^{49}\text{V}$  gs, lies at 4764 keV, in the following the comparison of  $^{49}\text{Cr}$  levels with SM theoretical levels will be limited to states of the lowest isospin  $T=1/2$ .

Few comments are anyhow added on higher IAS's. The  $T=3/2$ ,  $I=3/2^+$  IAS of the yrast one in  $^{49}\text{V}$ , lies at 5573 keV in  $^{49}\text{Cr}$  [27]. In this reference, the sum of the  $\ell_n=2$  pick-up strengths of the  $3/2^+$  IAS's in  $^{45}\text{Ti}$  and  $^{49}\text{Cr}$  was probably somewhat overestimated because some contribution of the  $[202]5/2^+$  orbital, expected at similar energies, was likely included. Concerning the  $1/2^+$  levels, a large experimental  $\ell_n=0$  pick-up strength is concentrated on a level at 6470 keV, which was interpreted as the  $T=3/2$  IAS of the yrast  $1/2^+$  in  $^{49}\text{V}$ . The  $^{49}\text{Cr}$   $1/2^+$  level with configuration  $[211]1/2^+$  is predicted more than 3 MeV above the one based on the  $[200]1/2^+$  orbital, but it is likely fragmented owing to the high level density, while IAS's are more robust against mixing. It may be that some  $\ell_n=0$  strength due to  $[211]1/2^+$  orbital was attributed to IAS fragmentation of the  $T=3/2$ ,  $I=1/2^+$  state, leading also in this case to an overestimate of the sum of spectroscopic factors with isotopic spin  $T_>$  [10].

## B. Shell Model calculations.

### 1. Negative parity

Negative parity levels have been calculated with the code ANTOINE [5], using the KB3G residual interaction in the full  $pf$  configuration space [28]. Five states for each spin value were calculated from  $1/2$  to  $21/2$ , making sure that all levels up to 4 MeV are included. All experimental energy levels up to 4 MeV are displayed in Fig. 6 for a comparison with SM predictions. It appears that all of them can be related with a theoretical level and that, in the other way around, only few predicted levels cannot be related with an experimental one. The tentative spin-parity assignments, reported in brackets in Fig. 6, rely in part on the predictive capability of SM calculation. One has to note, however, that the theoretical levels of the  $K=1/2^-$  band lie about 270 keV below the experimental ones.

SM  $B(E2)$  and  $B(M1)$  values are compared to the experimental ones in Table II. In the same Table also the  $B(E2)$  rotor values of Eq. (2) are reported. The branching to the gs of the  $(9/2)^-$  levels assigned to the bands with  $K^\pi=1/2^-$  and  $7/2^-$  are assumed to be negligible on the basis of the SM estimates.

The decay towards the gs band of the levels  $1/2^-$ ,  $3/2^-$  and  $5/2^-$  of the  $K=1/2^-$  band is correctly predicted to be very small, in accordance with the  $K$ -selection rule.

The  $7/2^-$  level at 2504 keV is not assigned to the  $K=1/2^-$  band, but to the  $K^\pi=7/2^-$  band based on the  $[303]7/2^-$  orbital, because of its very fast decay. Its life-

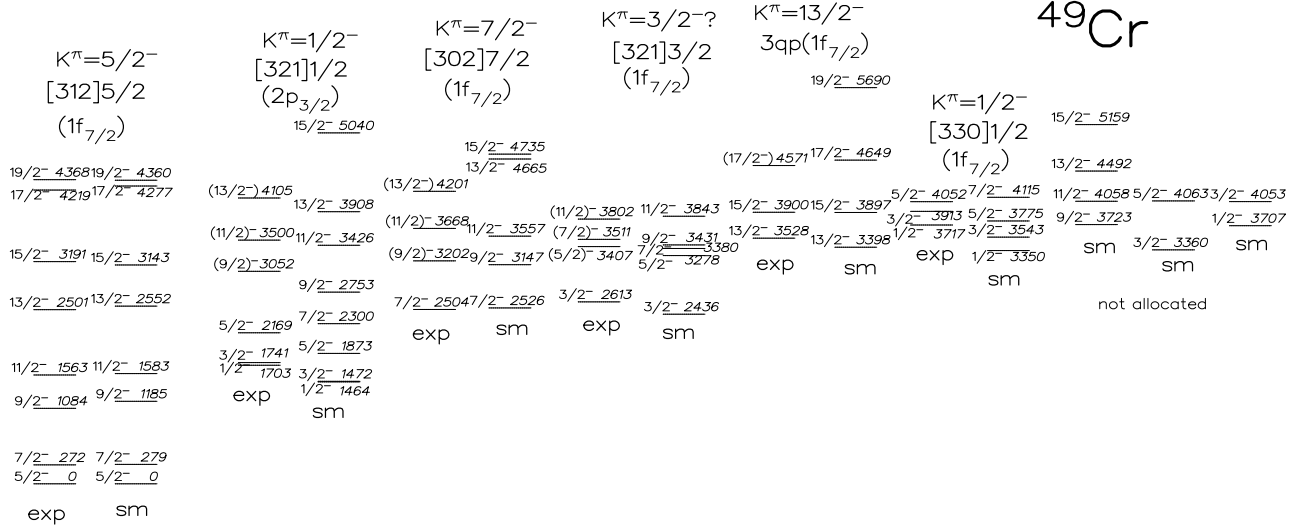


FIG. 6: Comparison of experimental negative parity levels with SM predictions.

TABLE III: Theoretical  $Q_s$  and g-factor values in single-particle bands.  $g_s^{eff} = 0.6g_s$  was assumed in PRM and ROT evaluations.

K	Spin	$Q_s^{prm}$	$Q_s^{rot}$	$Q_s^{sm}$	$g^{prm}$	$g^{rot}$	$g^{sm}$
5/2 <sup>-</sup>	5/2	36.1	35	36.3	-0.27	-0.14	-0.20
	7/2	11.6	8.2	9.6	0.14	-0.07	-0.01
	9/2	-6.8	-8.7	-8.4	0.02	0.27	0.23
	11/2	0	0	0	1.11	1.13	0.848
1/2 <sup>-</sup>	3/2	-21.5	-20	-22.3	-0.24	0.02	-0.23
	5/2	-30.8	-29	-32.8	0.55	0.73	0.47
	7/2	-17.4	-33	-36.6	0.04	0.28	0.20
	9/2	-33.6	-36	-40.6	0.42	0.64	0.43
7/2 <sup>-</sup>	7/2	23.1	46	31.7	0.04	-0.15	0.10
	9/2	3.7	18	8.3	0.23	0.08	0.28
	11/2	-9.7	1	-1.0	0.28	0.21	0.41
	13/2	22.0	19	22.5	-0.08	-0.17	-0.42
3/2 <sup>-</sup>	5/2	-4.6	-8.1	-14.6	0.36	0.23	0.83
	7/2	-16.8	-22.5	-9.3	0.48	0.43	0.34
	3/2	21.5	22.5	21.4	0.552	0.57	1.06
	5/2	-8.7	8.0	12.2	0.501	0.52	0.74
3/2 <sup>+</sup>	7/2	-24.0	-22.5	-14.3	0.497	0.51	0.749
	1/2	0	0	0	-0.554	-0.56	-1.06
	3/2	-21.5	-22.5	-20.2	0.682	0.67	0.66
	5/2	-31.4	-32.1	-20.0	0.312	0.29	0.54

time is, in fact, quoted to be shorter than 12 fs [2], while an upper limit of 30 fs is found in the present experiment. As reported in Table II, this agrees with the theoretical prediction of 3 fs for the lifetime of the  $K^\pi=7/2^-$  band head, while the alternative assumption ( $K^\pi=1/2^-$ ) would lead to the prediction of a too long lifetime of about 200 fs. The B(M1) values for transitions of the

$K^\pi=7/2^-$  band head to the gs band are predicted to be of the order of one  $\mu_N^2$ , in contrast with the very small ones of the low spin members of the  $K=1/2^-$  band, indicating that no K-selection rule is active. One can conclude that the wavefunction of the observed  $7/2^-$  state has a dominant  $K=7/2$  component.

A further spectroscopic tool is provided by the SM predictions for  $Q_s$  and g-factor values reported in Table III. They have in fact to be considered reliable estimates, on the basis of the agreement achieved for the level scheme and for the B(E2) and B(M1) values. In this context, the suggestion that the observed yrast  $7/2^-$  level is a band-head is confirmed by the large positive  $Q_s$  value of 31.7 efm<sup>2</sup> calculated by SM (see eq. 1). The SM g-factor value is small and positive, as in the PRM calculations. Since the rotor value is negative some mixing is confirmed. No quenching of nucleon g-factors is assumed in the SM calculations, as it will be justified later.

While the lowest terms of the bands are firmly established and well reproduced by SM calculations, some uncertainty remains for higher terms, quoted in brackets, whose predicted em properties are rather poor. While SM em moments agree with rotor properties and thus with the K-hindered decay from the  $K=1/2$  band, the observed decays of levels  $9/2^-$  and  $11/2^-$  of the two bands do not exhibit peculiar experimental differences, in disagreement with SM predictions. This is explained by the fact that, if one increases by 270 keV the theoretical values for the  $K=1/2^-$  band in order to compensate the energy offset with respect to the experimental values, the theoretical energies of the levels  $7/2^-$ ,  $9/2^-$ ,  $11/2^-$  and  $13/2^-$  of the bands  $K=1/2$  and  $7/2$  get close, so they likely mix strongly. In this way the  $K=1/2$  members may acquire from the  $K=7/2^-$  band a sizable M1 strength to the gs band. The adopted band assignments merely correspond to a slightly better correspondence between the-

oretical and experimental levels. A possible ambiguity is not explicit in Fig. 6. One of the two  $(11/2)^-$  levels could be the  $9/2^-$  level corresponding to that predicted at 3431 keV.

The  $3/2^-$  level at 2613 keV is predicted by SM at 2436 keV, but the  $Q_s$  value for the suggested head of the  $K=3/2^-$  band has the opposite sign of the rotor estimate. The SM g-factor value has a negative sign which reveals its neutron character, but the size is -0.40, i.e. about 3 times bigger than the rotor predictions for a  $1f_{7/2}$  neutron. It is moreover predicted to be connected to a calculated  $1/2^-$  level at 3707 keV with  $B(E2) = 83 \text{ efm}^2$ . This band does not have clear rotational features. This can be related to K-mixing, which would be consistent with the observed strong signature splitting of the levels  $(5/2)^-$  at 3407 keV and  $(7/2)^-$  at 3511 keV (these levels were observed in transfer reaction with  $l_n=3$ , so that the experimental assignment for both is  $5/2^-$ - $7/2^-$ ). The  $11/2^-$  level observed at 3802 keV corresponds probably to the calculated one at 3843 keV, which is predicted to be strongly connected to the  $(7/2)^-$  level at 3511 keV.

The yrare  $13/2^-$  level was already discussed in Ref. [3], where it was identified as the head of a  $K=13/2^-$  band. SM predicts in fact  $Q_s = 55 \text{ efm}^2$ . According to the rotor prediction of eq. 1, its deformation would be about 20% lower than that of the gs band. Its calculated g factor is 0.77, which is about twice that of the corresponding yrast level, and indicates the 2-proton alignment. A semiclassical estimate is obtained considering the sum of the projection of the unpaired nucleons magnetic moment along the symmetry axis:  $g_{13/2} = 2/13[1.4(5/2 + 3/2) - 0.40 \cdot 5/2] = 0.71$ , which agrees with the SM values. A reduction of rotational collectivity is suggested by the lower contribution of the  $2p_{3/2}$  orbital with respect to the gs band, calculated by SM. In fact it has been shown that the  $2p_{3/2}$  occupation is the essential ingredient that leads to deformation [5]. The breaking of a proton pair also reflects into a theoretical g-factor value larger than the rotor one. The levels  $(15/2^-)$  and  $(17/2^-)$  belonging to the  $K=13/2^-$  band are well characterized by their decay scheme.

A  $K=9/2^-$  band is predicted to be based on a  $9/2^-$  level at 3723 keV. Its  $Q_s$  value is  $55.7 \text{ efm}^2$  and it is connected to the  $11/2^-$  levels at 4058 MeV with a  $B(E2)$  value of  $279 \text{ e}^2\text{fm}^4$ . The band continues with levels  $13/2^-$  and  $15/2^-$  but its nature is not yet understood.

## 2. Positive parity

Experimental and theoretical data for positive parity levels are reported in Table I and II, together with those of negative parity levels. The experimental levels are compared with SM predictions in Fig. 7, where the excitation energy of the yrast  $3/2^+$  is adjusted to the experimental value and where also the  $21/2^+$  and  $23/2^+$  reported in Ref. [3] are shown. The experimental bands with  $K=3/2^+$  and  $K=13/2^+$  have been already discussed

in that reference but now the  $K=3/2^+$  band has been substantially extended. They have been reproduced there with SM calculations, where one nucleon was lifted from the  $1d_{3/2}$  orbital and three particles were allowed to be promoted from the  $1f_{7/2}$  orbital to the rest of the  $pf$  configuration space. In this frame, the band  $K=13/2^+$  is described with a  $\pi d_{3/2}^{-1} \otimes {}^{50}\text{Mn}(K=5, T=0)$  configuration, where a parallel coupling occurs. This band should terminate at  $33/2^+$ , while levels are seen only up to  $23/2^+$ .

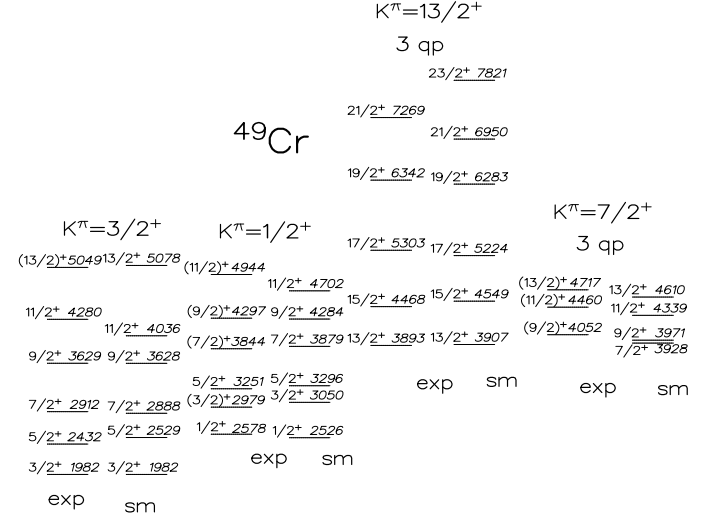


FIG. 7: Comparison of positive parity levels with SM predictions.

The same calculations predict, however, the yrast  $1/2^+$  two MeV too high. This is caused by the configuration space truncation, which does not account for the large contribution of the  $2s_{1/2}$  spherical orbital in the Nilsen orbital  $[200]1/2^+$ . This does not affect much the description of the  $[202]3/2^+$  orbital, which is calculated by particle-rotor model to have a nearly pure  $1d_{3/2}$  configuration.

It has been thus necessary to allow a hole also in the  $2s_{1/2}$  orbital. The interaction was similar to that used for the  $K=3/2^+$  band in  ${}^{47}\text{V}$  [29], with nearly standard values of binding energies. Satisfactory agreement is generally obtained for the level energies, while the  $B(M1)$  values of some  $K=1/2$  band members are predicted too large. The members of the  $K^\pi=1/2^+$  band are not compared with theory in Table II above  $5/2^+$  because branchings to low members of the gs band could not be observed. A 3-qp band with  $K=7/2^+$  is predicted by SM in the case of an antiparallel coupling of spins. Its decay to the  $K=3/2^+$  one is predicted to occur mainly via E1 transitions to the gs band. There are few candidates to belong to such a band: i.e. the levels at 4052, 4460 and 4717 keV that have rather long lifetimes in spite of the high energy of the depopulating  $\gamma$ -rays. The level at 4052 keV is candidate to be  $9/2^+$  by its peculiar decay. If this is the case, the band-head  $7/2^+$  is very close in energy, but its decay to the first excited level was not observed.



the quenching of the  $G_A$  coefficient in Gamow Teller (GT) weak decay, which was recently deduced to be also of about 0.75 [28]. The weak and the em decays occur, in fact, via similar operators, since the GT operator is  $\vec{\sigma}\tau$ , while the magnetic moment operator is  $\vec{\mu} = g_\ell^{is}\vec{l} + 1/2g_s^{is}\vec{\sigma} + g_\ell^{iv}\vec{l}\tau_z + 1/2g_s^{iv}\vec{\sigma}\tau_z$ , where the upper scripts *is* and *iv* refer to the isoscalar and isovector terms, respectively. The smallness of the global MEC effects on  $g$ -factor values was ascribed in Ref. [34] to the compensation of the quenching of the operator  $\sigma\tau$  with the MEC effects on the other operators, but it was observed that the operator  $\vec{\sigma}\tau$  may experience different MEC effects in em and weak interactions [33, 36].

## V. CONCLUSIONS.

The level scheme adopted for  $^{49}\text{Cr}$  includes several new levels, which are displayed as thinner lines in Fig. 2.  $K^\pi$  values for nine sets of levels observed in this experiment are proposed. Six bands are described by the Nilsson configurations lowest in energy, where the  $K$ -values suggested in Nuclear Data Sheets [2] are confirmed for three of them. A clear correspondence is established between

particle-rotor and shell model calculations. Moreover three 3-qp bands are observed: the  $K=(7/2^+)$  is new, the  $K=13/2^+$  is confirmed and the  $K=13/2^-$  is substantially extended. SM calculations in the full  $pf$  configuration space account for all observed negative-parity levels up to about 4 MeV. Calculations account reasonably well for all observed positive parity levels, extending the configuration space to include a nucleon-hole either in the  $1d_{3/2}$  or in the  $2s_{1/2}$  orbitals.

A comprehensive description of  $^{49}\text{Cr}$  is presented. Since, however, some assignments are tentative, a measurement with a larger  $\gamma$ -detector array would be desirable in order to verify the proposed scenario. A measurement in coincidence with neutrons would, moreover, allow to determine precisely also the branches to the ground state, probably revealing the missing  $7/2^-$  level of the  $K=1/2^-$  band. Particularly challenging is to improve the knowledge of the 3-qp  $K=(7/2^+)$  band.

The principal achievement of this work is to show that full spectroscopy is at hand and that it can be fruitful not to leave the still fertile stability valley for cultivating friable slopes. As a by-result, it is shown that in shell model calculations the bare values of nucleon  $g$ -factor are suitable for calculating magnetic effects.

- 
- [1] G. Martinez-Pinedo *et al.*, Phys. Rev. C 55, 187 (1997).
  - [2] T. Burrows Nuclear Data Sheets 76, 191 (1995).
  - [3] F. Brandolini *et al.*, Phys. Rev. C 60, R041305 (1999).
  - [4] F. Brandolini *et al.*, Nucl. Phys. A693, 571 (2001).
  - [5] E. Caurier *et al.*, Phys. Rev. Lett. 75, 2466 (1995).
  - [6] F. Brandolini and C.A. Ur, [www.arxiv.org, nucl-th/0407096](http://www.arxiv.org/nucl-th/0407096) (2004).
  - [7] J. Kasagi *et al.*, Nucl. Phys. A 414, 206 (1984).
  - [8] P. Bednarczyk *et al.*, Eur. Phys. J. A 2, 157 (1998).
  - [9] F. Iachello, Phys. Rev. Lett. 85, 3580 (2000).
  - [10] J. Kasagi *et al.*, Journ. Phys. Soc. Japan 43 741 (1977).
  - [11] R. Wirowski *et al.*, Nucl. Phys. A 586, 427 (1995).
  - [12] J.A. Cameron *et al.*, Phys. Rev. C 44, 1882 (1991).
  - [13] J. C. Wells and N. Johnson, Report No. ORNL-6689 (1991) 44.
  - [14] L.C. Northcliffe and R.F. Schilling, Nuclear Data Tables A 7 (1970) 233.
  - [15] S.H. Sie *et al.*, Nucl. Phys. A291, 11 (1977).
  - [16] F. Brandolini and R.V. Ribas, Nucl. Instr. and Meth. A 417, 150 (1998).
  - [17] F. Brandolini *et al.*, Nucl. Phys. A 642, 387 (1998).
  - [18] F. Brandolini *et al.*, Phys. Rev. C 64, 044307 (2001).
  - [19] F. Brandolini *et al.*, Phys. Rev. C 66, 024304 (2002).
  - [20] F. Brandolini *et al.*, Phys. Rev. C 66, 021302 (2002).
  - [21] F. Brandolini *et al.*, Phys. Rev. C 70, 034302 (2004).
  - [22] A. Bohr and B.R. Mottelson, Nuclear Structure (Benjamin, New York, 1975) Vol. 2, p.45.
  - [23] K.E.G. Löbner, M. Vetter and V. Hönig, Nuclear Data Tables 7, 495 (1970).
  - [24] S.E. Larson, G. Leander and I. Ragnarsson, Nucl. Phys. A 307, 189 (1978).
  - [25] F. Brandolini *et al.*, Experimental Nuclear Physics in Europe, Seville, Spain, 1999. Editors B. Rubio, M. Lozano and W. Gelletly, AIP Conf. Proceedings 495, 1999, pg. 189.
  - [26] A. Juodagalvis and S. Aberg, Phys. Lett. B 428, 227 (1998).
  - [27] Y. Fujita *et al.*, Nucl. Phys. A 435, 7 (1985).
  - [28] A. Poves *et al.*, Nucl. Phys. A 694, 157 (2001).
  - [29] A. Poves and J. Sanchez-Solano, Phys. Rev. C 58, 179 (1998).
  - [30] P. Bednarczyk *et al.*, Eur. Phys. J. A20, 45 (2004).
  - [31] J. Ekman *et al.*, Phys. Rev. C 70, 014306 (2004).
  - [32] P. von Neumann-Cosel *et al.*, Phys. Lett. B443, 1 (1998).
  - [33] B. Castel and I.S. Towner. Modern Theories of Nuclear Moments, Clarendon Press, Oxford 1990.
  - [34] M. Honma, T. Otsuka, B.A. Brown and T. Mizusaki, Phys. Rev. C 69, 034335 (2004).
  - [35] B.A. Brown and B.H. Wildenthal, Ann. Rev. Nucl. Part. Sci. 38, 29 (1988).
  - [36] Y. Fujita *et al.*, Phys. Rev. C 62, 044314 (2000).