

Forward and midrapidity like-particle ratios from $p + p$ collisions at $\sqrt{s}=200$ GeV

I. G. Bearden^f, D. Beavis^a, C. Besliu^j, B. Budick^e,
H. Bøggild^f, C. Chasman^a, C. H. Christensen^f,
P. Christiansen^f, J. Cibor^c, R. Debbé^a, E. Enger^ℓ,
J. J. Gaardhøje^f, M. Germinario^f, K. Hagel^h, A. Holm^f,
A. K. Holme^ℓ, H. Ito^a, E. Jakobsen^f, A. Jipa^j, F. Jundt^b,
J. I. Jørdreⁱ, C. E. Jørgensen^f, R. Karabowicz^g, T. Keutgen^h,
E. J. Kim^{a,k}, T. Kozik^g, T. M. Larsen^ℓ, J. H. Lee^a,
Y. K. Lee^d, G. Løvholden^ℓ, Z. Majka^g, A. Makeev^h,
M. Mikelsen^ℓ, M. J. Murray^{h,k}, J. Natowitz^h, B. S. Nielsen^f,
J. Norris^k, K. Olchanski^a, D. Ouerdane^f, R. Płaneta^g,
F. Rami^b, C. Ristea^j, D. Röhrichⁱ, B. H. Samset^{ℓ 1},
D. Sandberg^f, S. J. Sanders^k, R. A. Scheetz^a, P. Staszcz^f,
T. S. Tveter^ℓ, F. Videbæk^a, R. Wada^h, A. Wieloch^g, Z. Yinⁱ
and I. S. Zgura^j

(The BRAHMS Collaboration)

^a*Brookhaven National Laboratory, Upton, New York 11973*

^b*Institut de Recherches Subatomiques and Université Louis Pasteur, Strasbourg, France*

^c*Institute of Nuclear Physics, Krakow, Poland*

^d*Johns Hopkins University, Baltimore 21218*

^e*New York University, New York 10003*

^f*Niels Bohr Institute, Blegdamsvej 17, University of Copenhagen, Copenhagen 2100, Denmark*

^g*Smoluchowski Inst. of Physics, Jagiellonian University, Kraków, Poland*

^h*Texas A&M University, College Station, Texas, 77843*

ⁱ*University of Bergen, Department of Physics, Bergen, Norway*

^j*University of Bucharest, Romania*

^k*University of Kansas, Lawrence, Kansas 66045*

^ℓ*University of Oslo, Dep. of Physics, P.b. 1048 Blindern, 0316 Oslo, Norway*

¹ Corresponding author. Email: b.h.samset@fys.uio.no

Abstract

We present a measurement of π^-/π^+ , K^-/K^+ and \bar{p}/p from $p + p$ collisions at $\sqrt{s} = 200$ GeV over the rapidity range $0 < y < 3.4$. For $p_T < 2.0$ GeV/ c we see no significant transverse momentum dependence of the ratios. All three ratios are independent of rapidity for $y \lesssim 1.5$ and then steadily decline from $y \sim 1.5$ to $y \sim 3$. The π^-/π^+ ratio is below unity for $y > 2.0$. The \bar{p}/p ratio is very similar for $p + p$ and 20% central Au+Au collisions at all rapidities. In the fragmentation region the three ratios seem to be independent of beam energy when viewed from the rest frame of one of the protons. Theoretical models based on quark–diquark breaking mechanisms overestimate the \bar{p}/p ratio up to $y \lesssim 3$. Including additional mechanisms for baryon number transport such as baryon junctions leads to a better description of the data.

Key words: proton collisions, particle ratios, forward rapidity, limiting fragmentation, baryon junctions

PACS: 25.75.q, 25.40.-h, 13.75.-n

1 Introduction

The ratios of particle production in hadronic interactions are important indicators of the collision dynamics [1,2]. By comparing large and small systems over a wide range of phase space, one can address both reaction mechanisms in simpler systems and the properties of hot and dense nuclear matter in large systems. A thorough understanding of $p + p$ collisions at ultrarelativistic energies is necessary both as input to detailed theoretical models of strong interactions, and as a baseline for understanding the more complex nucleus–nucleus collisions at RHIC energies. Soft particle production from ultrarelativistic $p + p$ collisions is also sensitive to the flavor distribution within the proton, quark hadronization and baryon number transport. Extensive data exist near midrapidity, but less is known about the forward rapidity region where fragmentation and isospin effects are important.

In this Letter we present measurements of like–particle charged hadron ratios from $p + p$ collisions at a center–of–mass energy of $\sqrt{s} = 200$ GeV as a function of rapidity $y = 0.5 \cdot \ln((E + p_z)/(E - p_z))$ and transverse momentum p_T , and make a comparison with similar BRAHMS results from 20% most central Au+Au collisions at the same energy. We show that the $p + p$ and Au+Au results on particle ratios are consistent over three units of rapidity, in spite of the expected large differences in dynamics between these systems.

In $p + p$ collisions at RHIC energies two main mechanisms for particle production are expected. At midrapidity the Bjorken picture [3] predicts that

particles will be formed mainly from string fragmentation, yielding values of antiparticle-to-particle ratios close to unity. At forward rapidities, close to the beam rapidity ($y_b = 5.3$ at $\sqrt{s} = 200$ GeV), cross-sections are instead known to be dominated by leading particles and projectile fragments (the fragmentation region). This means that the conservation of original charge and isospin will become increasingly important for particle production as we approach y_b . Our data show that in $p + p$ collisions at $\sqrt{s} = 200$ GeV there is a midrapidity region extending out to $y \approx 1.5$ where the particle ratios agree with the Bjorken picture. Beyond this all three ratios start to decrease, indicating the onset of fragmentation region physics. Shifting the ratios by the beam rapidity and comparing to lower energy data, we find a broad rapidity range where ratios of like-particle production are independent of the incident beam energy when viewed from the rest frame of one of the protons (limiting fragmentation [4]).

The traditional quark-diquark breaking picture of a $p + p$ collision fails to reproduce baryon transport in available midrapidity data [5–7]. In this Letter we provide a comparison of different model predictions with experimental data, which, especially away from midrapidity, provides new and important constraints for calculations. We show that the commonly used event generator PYTHIA [8] does not reproduce the ratio of antiproton to proton production seen in the data at any rapidity, while the additional hypothesis of a baryon junction within the HIJING/B [9] model yields a good agreement with both the magnitude and rapidity dependence of the observed \bar{p}/p ratio.

2 The analysis

The data presented in this Letter were collected with the BRAHMS detector system during 2001. BRAHMS consists of two movable magnetic spectrometers and a suite of detectors designed to measure global multiplicity and forward neutrons [10]. In addition, collision point determination and a minimum bias collision trigger was provided by eight rings of plastic scintillator [11], four on each side of the nominal interaction point. To reduce the contribution of background events a software trigger was also employed, selecting only events from the three outer rings on each side. Using a GEANT simulation with the HIJING event generator [12] as input, we estimate that this trigger setup saw $71 \pm 5\%$ of the 41 mb $p + p$ total inelastic cross-section. Two spectrometer triggers were used to select events that had at least one track in the spectrometers. For this analysis we used data taken at nine angle settings with respect to the beam, ranging from 90° to 3° and yielding a rapidity coverage of $0 < y < 3.4$ for pions. The analysis methods employed here are similar to those described in [13,14].

Charged particle ratios have been obtained by constructing and dividing normalized transverse momentum spectra for negative and positive particles, so that most corrections for geometrical acceptance and detector efficiencies cancel out. Figure 1 shows selected particle ratios as a function of p_T . Within our statistical errors we do not see any significant dependence on p_T . The resulting distributions were then fitted to a constant over the range $0.5 < p_T < 1.5 \text{ GeV}/c$, the limits varying by $\pm 0.5 \text{ GeV}/c$ to match the limits of our acceptance for the different angular settings of the spectrometer (see Fig. 1).

The ratios have been corrected for particle absorption and in-flight decay as discussed in Ref. [13]. In addition we have corrected for antiproton absorption in the spectrometer trigger slats, which removed $\approx 10\%$ of the \bar{p} yield at $p < 1 \text{ GeV}/c$, dropping to $\approx 5\%$ at $p = 2 \text{ GeV}/c$. To suppress weak decay products and secondaries we required the track to point back to the beam line. The resolution of this pointing is $\sigma \sim 0.7 \text{ cm}$. For π^-/π^+ and K^-/K^+ a 3σ cut was used, while for \bar{p}/p we set a 2σ cut to further eliminate knock-out protons from the beampipe. Since the spectrometers have a small solid angle the effects of feed-down from weak decays are not large and tend to cancel in the ratios [14], with the exception of the \bar{p}/p ratio which is sensitive to the evolution with rapidity of the Λ/p ratio. Using published STAR data at $y = 0$ from $p + p$ [15,16] collisions as well as our own data away from midrapidity as input, we have employed a GEANT simulation to estimate the size of this correction. Estimating $\Lambda/p \sim 0.5$ from data at $y = 0$, assuming a constant behavior with rapidity and assuming $\bar{\Lambda}/\Lambda \sim \bar{p}/p \cdot K^+/K^-$ [17] we find that the feed-down from Λ and $\bar{\Lambda}$ causes a net increase of \bar{p}/p at all rapidities. At midrapidity this contribution is $< 5\%$ and at forward rapidity $< 10\%$ within our acceptance. Since there is no available data to calculate the exact magnitude of this effect, we have however not explicitly corrected our data for feed-down from weak decays.

3 Particle ratios vs. rapidity

Figure 2 shows the resulting ratios of antiparticle to particle yields as a function of rapidity (left panel). Two independent analyses were performed. By comparing these and varying the cuts on the projection to the interaction point, particle identification, rapidity and p_T intervals we estimate our point-to-point systematic errors to be $< 2\%$ for pions and protons, and $< 3\%$ for kaons. We correct the ratios for the effects of absorption and weak decays. In addition we also have compared ratios constructed with different normalization methods. The residual systematic uncertainties from these three effects are $< 5\%$.

For all three ratios in Fig. 2 there is a clear midrapidity plateau and subse-

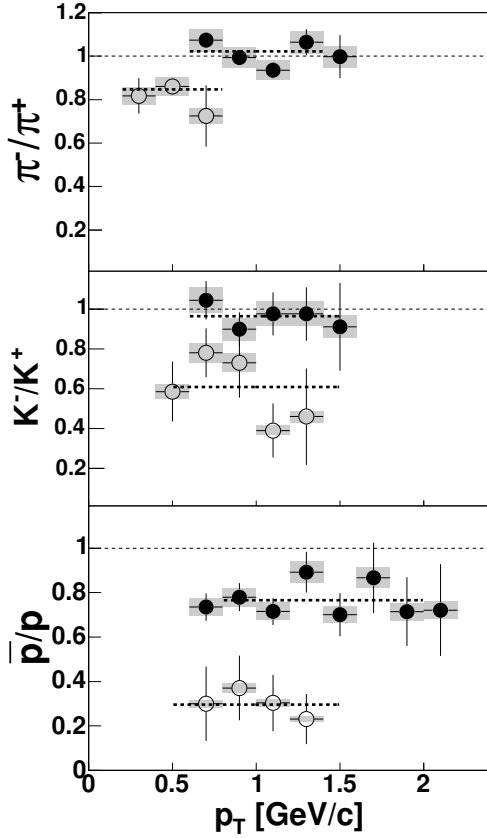


Fig. 1. Particle ratios vs. p_T at $y = 0$ (solid circles) and $y \sim 3$ (open circles). The lines show the result of fitting a constant to the data, over the indicated range. The shaded area shows our estimate of the systematic error.

quent decrease with rapidity. The midrapidity values of the ratios are $\pi^-/\pi^+ = 1.02 \pm 0.01 \pm 0.07$, $K^-/K^+ = 0.97 \pm 0.05 \pm 0.07$ and $\bar{p}/p = 0.78 \pm 0.03 \pm 0.06$, consistent within statistical errors with values extracted from identified particle spectra reported by STAR [18]. Numbers at other rapidities are given in Table 1. Proton and antiproton production from quark–antiquark pairs can be assumed to be identical. Proton excess, therefore, is due to the transport of baryon number from the initial beam. Our \bar{p}/p ratio would imply that at midrapidity 15% of the protons carry baryon number that has been transported from the beam region at $y = 5.3$ [5]. We note that it has been shown (see [19]) that one may need to correct for isospin effects before generalizing these results from $p+p$ to hadron–hadron collisions. This could in principle be done by deducing (anti)neutron production from (anti)deuteron production. We unfortunately do not have the necessary data at $\sqrt{s} = 200$ GeV to make such corrections at this time.

At $y \lesssim 1.5$ the Au+Au ratios for the 20% most central collisions reported in [13] are noticeably similar to the present results. Above $y = 1.5$ the pion ratios in $p+p$ start to drop below those for Au+Au and consequently below

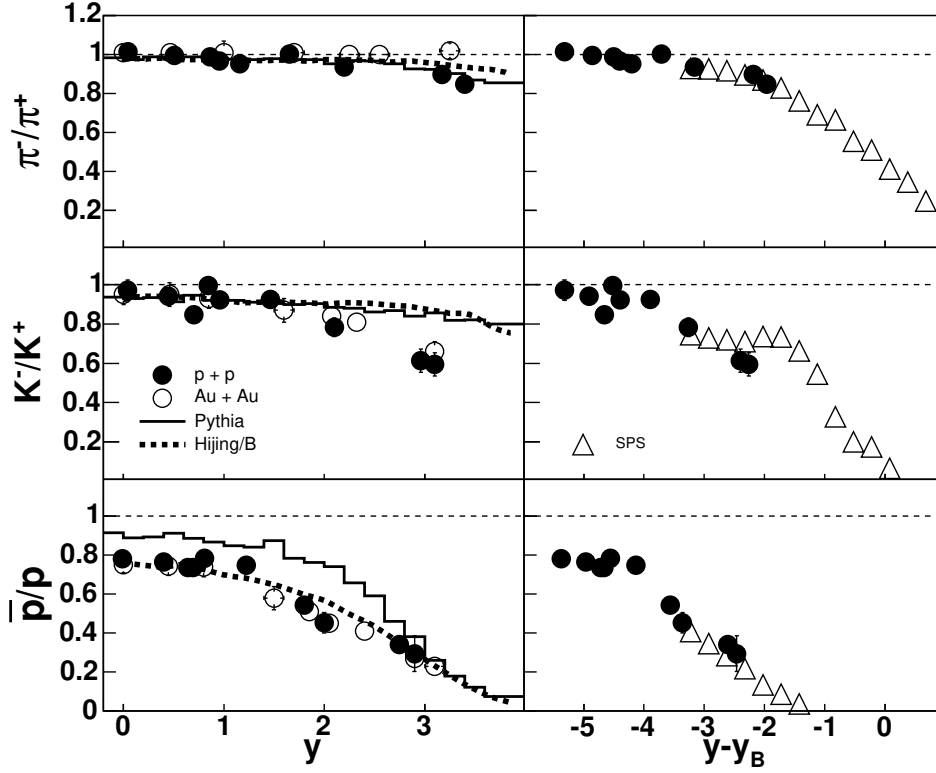


Fig. 2. **Left:** Charged particle ratios from $p + p$ at $\sqrt{s} = 200$ GeV (solid points) compared with Au+Au [13] (open points), and predictions from PYTHIA [8] (solid histogram) and HIJING/B [9] (thick dashed line). **Right:** Ratios shifted by y_b , compared with data from NA27 (triangles) at $\sqrt{s} = 27.5$ GeV [20].

unity, while the kaon and proton ratios remain consistent with the Au+Au results over our entire acceptance range. This is surprising in view of the different dynamics one might expect for the two systems. A heavy ion system has multiple initial collisions as well as significant rescattering and may reach thermal equilibrium before freezeout occurs, while the significantly smaller $p+p$ system should not interact much beyond the initial reactions. For all three species the ratios start to decrease above $y = 1.5$, indicating a transition from the string breaking dominated regime at midrapidity to the fragmentation region. The drop in the pion ratio at high rapidity can be attributed to isospin and charge conservation in the fragmentation region. This effect is not seen for Au+Au, where the initial state is approximately isospin neutral.

The right panel of Fig. 2 shows the present data and data from NA27 at $\sqrt{s} = 27.5$ GeV [20] (open triangles) shifted by the respective beam rapidities. Overlaying the two datasets, we observe a broad rapidity region where the particle ratios are independent of the incident beam energy when viewed from the rest frame of one of the protons. This is consistent with the idea of limiting fragmentation that has also been observed for charged hadrons in nucleus–nucleus collisions [21–23]. This hypothesis states that the excitation

Rapidity	π^-/π^+	Rapidity	K^-/K^+	Rapidity	\bar{p}/p
0.0	1.02 ± 0.01	0.0	0.97 ± 0.05	0.0	0.78 ± 0.03
0.5	1.00 ± 0.01	0.4	0.94 ± 0.04	0.4	0.76 ± 0.03
0.9	0.99 ± 0.01	0.7	0.85 ± 0.04	0.6	0.74 ± 0.03
1.0	0.97 ± 0.01	0.8	1.00 ± 0.04	0.7	0.74 ± 0.02
1.2	0.95 ± 0.01	1.0	0.92 ± 0.04	0.8	0.78 ± 0.03
1.7	1.00 ± 0.01	1.5	0.93 ± 0.03	1.2	0.75 ± 0.02
2.2	0.94 ± 0.01	2.1	0.78 ± 0.05	1.8	0.54 ± 0.03
3.2	0.90 ± 0.01	3.0	0.61 ± 0.06	2.0	0.45 ± 0.05
3.4	0.85 ± 0.03	3.1	0.60 ± 0.06	2.7	0.34 ± 0.04
				2.9	0.29 ± 0.09

Table 1

Numerical values for charged particle ratios as a function of rapidity. Errors are statistical only. In addition we estimate a combined systematic error of 7% for π^-/π^+ and K^-/K^+ , and 8% for \bar{p}/p .

of the leading protons saturates at a moderate energy, leaving more available kinetic energy for particle production below the beam rapidity. We also note a transition in behavior at $y - y_b = -4$, indicative of a boundary between the midrapidity and fragmentation regions. Below this, at RHIC energies we observe a region of constant relative particle production that was not present at $\sqrt{s} = 27.5$ GeV.

4 Predictions from models

To interpret these results further, we confront predictions from theoretical models of hadron-hadron collisions with the data. The curves in the left panel of Figure 2 compare our results to the predictions of two such calculations, PYTHIA Ver. 6.303 [8]² and HIJING/B [9], using the same p_T range as the present analysis. Both models give a good description of the pion data and for kaons at midrapidity, but do not reproduce the magnitude of the decrease with rapidity seen for K^-/K^+ as the rapidity approaches that of the fragmentation region. Also, PYTHIA clearly overestimates the \bar{p}/p ratios. This is a well-known problem since PYTHIA employs only quark-diquark breaking, while several authors have pointed out [5,6] that to describe stopping at midra-

² PYTHIA version 6.3 is at the time of writing still labeled as ‘experimental’, but we find no difference in the results between this version and the latest in the 6.2 series.

pidity in high energy hadronic collisions one needs an additional mechanism to transport baryon number away from the beam rapidities.

A possible basis for such a mechanism are gluonic structures known as baryon junctions [5,24], that allow for easy transport of baryon number toward midrapidity while energy balance is maintained through an increased production of forward mesons. The baryon junction scenario, incorporated as a model prediction in the HIJING/B event generator [9], has successfully predicted the slow \sqrt{s} dependence of the $p+p$ and $\bar{p}+p$ cross-sections [5]. The dashed lines in Fig. 2, showing the HIJING/B prediction for \bar{p}/p at $\sqrt{s} = 200$ GeV, exhibit a much better agreement with the data both in terms of overall magnitude and the width of the distribution. In Ref. [25] the authors show that baryon stopping in $p+p$ and Au+Au collisions at SPS and RHIC energies can be described using the same parameters for the baryon junction couplings, and predict that at RHIC the shapes of the rapidity distributions for $p+p$ and Au+Au will be similar for $|y| \lesssim 2$. The similarity of \bar{p}/p in $p+p$ and $A+A$ up to $|y| < 3$ supports this prediction.

5 Particle ratio excitation functions

The present data allow for an extended study of the excitation function of the particle ratios around midrapidity. In Figure 3 we have plotted our data at $y = 0$ and $y \sim 1$ together with fits to ISR data [26] from $p+p$ collisions in the range $23 < \sqrt{s} < 63$ GeV. Where possible the fits have been made over the same p_T range as our data, the notable exception being the \bar{p}/p ratios at $y = 1$ where the available data cover $2.0 < p_T < 4.0$ GeV/ c . Points from NA27 at $\sqrt{s} = 27.5$ GeV are also shown. Both at midrapidity and at $y = 1$ the ratios depend logarithmically on \sqrt{s} , but the slope of this dependence is steeper at $y = 1$. At lower energies there is a significantly larger fraction of K^- and antiprotons at $y = 0$ than at $y = 1$, an effect that is much smaller at RHIC energies. This again indicates that at RHIC we have a midrapidity source that is almost free of net strangeness and baryon number.

The solid and dashed lines in Fig. 3 show the prediction for the particle ratio excitation function from PYTHIA at $y = 0$ and $y = 1$ respectively. At midrapidity all three ratios are well reproduced except for the \bar{p}/p ratio at RHIC energies, but the drop in the K^-/K^+ and \bar{p}/p ratios observed at $y = 1$ is poorly described. The dotted line shows the prediction for \bar{p}/p from HIJING/B at $y = 0$. Like PYTHIA it shows a smooth rise with energy, failing to reproduce the apparent kink at around $\sqrt{s} = 50$ GeV. For pions and kaons HIJING/B reproduces the PYTHIA curves shown.

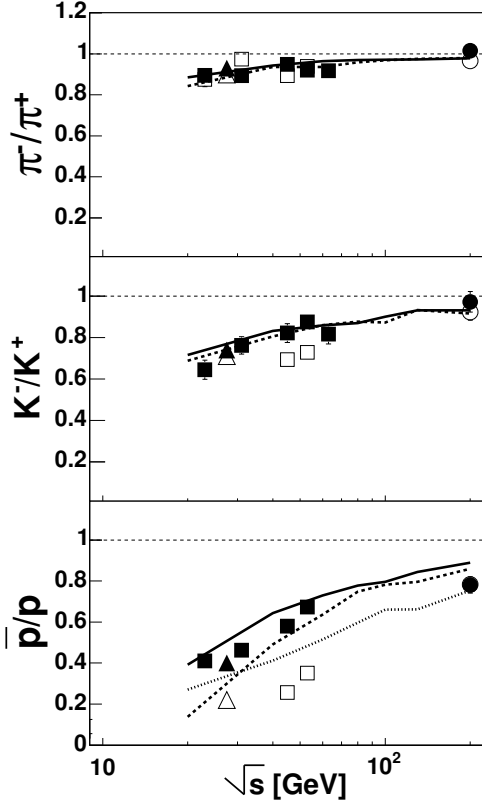


Fig. 3. \sqrt{s} dependence of particle ratios at $y = 0$ (closed symbols) and $y = 1$ (open symbols). Circles are the present data, errors are statistical only. Also shown are $p + p$ data from ISR (squares) and NA27 (triangles) [20,26]. Solid lines: PYTHIA prediction for $p + p$ at $y = 0$. Dashed lines: same for $y = 1$. Dotted line in bottom panel: HIJING/B prediction for \bar{p}/p at $y = 0$.

6 Ratio correlations over three units of rapidity

For nucleus–nucleus collisions at ultrarelativistic energies it has been observed that all particle production ratios can be reproduced by a grand canonical model description of the emitting source, i.e. with only temperature and baryochemical potential as parameters [27]. Our analysis in Ref. [13] on data from Au+Au collisions at $\sqrt{s} = 200$ GeV shows that one can parametrize the kaon and proton ratios at different rapidities as a power law: $K^-/K^+ = (\bar{p}/p)^\alpha$, and found that $\alpha^{Au+Au} = 0.24 \pm 0.02$. Figure 4 shows a similar analysis based on the present data, where the K^-/K^+ ratios have been interpolated to the same rapidities as the \bar{p}/p data. A power law fit to the present points gives an exponent of $\alpha^{p+p} = 0.34 \pm 0.03$, but the model does not well reproduce the data and the fit is dominated by measurements at midrapidity. The data above $y \sim 2.5$ deviate the most from a power law behavior.

For comparison Fig. 4 shows the corresponding results for $p + p$ collisions at

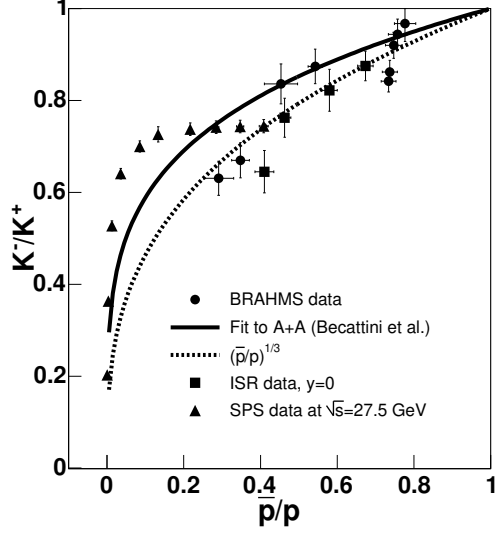


Fig. 4. Correlation between K^-/K^+ and \bar{p}/p at different rapidities from the present data and data at lower energies. The lines show a fit to $A + A$ data [27] (solid) and the prediction from a thermal model in the limit of vanishing strangeness chemical potential (dashed).

$\sqrt{s} = 27.5$ GeV [20] and midrapidity data at ISR energies, as well as a fit to $A + A$ data by Becattini et al. [27]. The $\sqrt{s} = 27.5$ GeV data seem to follow a different trend than the present data, while the $A + A$ theoretical curve describes our data from the midrapidity region well but misses the points from the fragmentation region. This indicates that at RHIC energies the midrapidity zone may be described in a grand canonical framework, while at forward rapidities one may need to use a microcanonical description to take e.g. the event-by-event conservation of strangeness into account. Such a description is being developed e.g. by the authors of Ref. [28]. The dashed line in Fig. 4 shows the relationship $K^-/K^+ = (\bar{p}/p)^{1/3}$ which is derived by simple quark counting in the limit of vanishing strangeness chemical potential, μ_s . This relationship reproduces well the ISR $y = 0$ data at $\sqrt{s} = 23\text{--}53$ GeV, and also describes the fragmentation region measurements at $\sqrt{s} = 200$ GeV. These observations, in contrast to the Au+Au results, are consistent with an evolution from a grand canonical type thermal description at midrapidity to a description with vanishing μ_s at higher rapidity.

7 Conclusions

In conclusion, the BRAHMS experiment has measured ratios of charged anti-hadron to hadron production from $p + p$ collisions at $\sqrt{s} = 200$ GeV. All ratios are independent of transverse momentum within errors for $p_T < 2.0$ GeV/c. For kaons and protons we find an overall consistency with results from Au+Au

collisions at the same energy over three units of rapidity. The π^-/π^+ ratio falls steadily below the Au+Au results for $y = 2.0 - 3.4$, as expected from conservation of initial charge and isospin. When viewed from the rest frame of one of the protons all ratios seem to be independent of the projectile beam energy over a broad range of rapidity. Models based on quark–diquark breaking of the initial protons give a reasonable description of π^-/π^+ but cannot describe our \bar{p}/p ratios unless additional mechanisms of baryon transport are invoked. Introducing a baryon junction scheme to add additional baryon transport to midrapidities yields a good description of our \bar{p}/p data over our full coverage of $0 < y < 2.9$.

This work was supported by the Division of Nuclear Physics of the Office of Science of the U.S. Department of Energy under contracts DE-AC02-98-CH10886, DE-FG03-93-ER40773, DE-FG03-96-ER40981, and DE-FG02-99-ER41121, the Danish Natural Science Research Council, the Research Council of Norway, the Jagiellonian University Grants, the Korea Research Foundation Grant, and the Romanian Ministry of Education and Research (5003/1999,6077/2000).

References

- [1] N. Hermann *et al.*, Annu. Rev. Nucl. Part. Sci. 49 (1999) 581.
- [2] H. Satz, Rept. Prog. Phys. 63, (2000) 151, hep-ph/0007069.
- [3] J. D. Bjorken, Phys. Rev. D 27, (1983) 140.
- [4] J. Benecke, T. T. Chou, C. N. Yang and E. Yen, Phys. Rev. 188, (1969) 2159.
- [5] D. Kharzeev, Phys. Lett. B 378 (1996), 238, nucl-th/9602027.
- [6] A. Capella and B. Z. Kopeliovich, Phys. Lett. B 381, (1996) 325, hep-ph/9603279.
- [7] F. M. Liu, J. Aichelin, M. Bleicher, H. J. Drescher, S. Ostapchenko, T. Pierog and K. Werner, Phys. Rev. D 67 (2003) 034011.
- [8] T. Sjostrand, P. Eden, C. Friberg, L. Lonnblad, G. Miu, S. Mrenna and E. Norrbin, Comput. Phys. Commun. 135 (2001) 238, hep-ph/0010017.
- [9] S. E. Vance, M. Gyulassy and X. N. Wang, Phys. Lett. B 443 (1998) 45, nucl-th/9806008.
- [10] M. Adamczyk *et al.*, BRAHMS Collaboration, Nucl. Instrum. Meth. A 499 (2003), 437.
- [11] I. Arsene *et al.*, BRAHMS Collaboration, nucl-ex/0401025. (Subm. to Phys. Rev. Lett.)
- [12] X. N. Wang and M. Gyulassy, Phys. Rev. D 44 (1991) 3501.

- [13] I. G. Bearden, BRAHMS Collaboration, Phys. Rev. Lett. 90 (2003) 102301, nucl-ex/0207006.
- [14] I. G. Bearden *et al.*, BRAHMS Collaboration, Phys. Rev. Lett. 87 (2001) 112305, nucl-ex/0106011.
- [15] J. Adams *et al.*, STAR Collaboration, nucl-ex/0309012.
- [16] J. Adams and M. Heinz, STAR collaboration, nucl-ex/0403020.
- [17] S. A. Bass *et al.*, Nucl. Phys. A 661 (1999) 205, nucl-th/9907090.
- [18] J. Adams *et al.*, STAR Collaboration, Phys. Rev. Lett. 92 (2004) 112301, nucl-ex/0310004.
- [19] H. G. Fischer, NA49 Collaboration, Nucl. Phys. A 715 (2003) 118, hep-ex/0209043.
- [20] M. Aguilar-Benitez *et al.*, Z. Phys. C 50, (1991) 405.
- [21] I. G. Bearden *et al.*, BRAHMS Collaboration, Phys. Rev. Lett. 88 (2002) 202301, nucl-ex/0112001.
- [22] P. Deines-Jones *et al.*, Phys. Rev. C 62 (2000) 014903, hep-ex/9912008.
- [23] B. B. Back *et al.*, PHOBOS Collaboration, Phys. Rev. Lett. 91, 052303 (2003), nucl-ex/0210015.
- [24] G. C. Rossi and G. Veneziano, Nucl. Phys. B 123 (1977) 507.
- [25] A. Capella, Phys. Lett. B 542 (2002) 65.
- [26] B. Alper *et al.*, British-Scandinavian Collaboration, Nucl. Phys. B 100 (1975) 237.
- [27] F. Becattini, J. Cleymans, A. Keranen, E. Suhonen and K. Redlich, Phys. Rev. C 64 (2001) 024901, hep-ph/0002267.
- [28] F. M. Liu, J. Aichelin, K. Werner and M. Bleicher, Phys. Rev. C 69 (2004) 054002, hep-ph/0307008.