

New Constraints on the $^{18}\text{F}(p, \alpha)^{15}\text{O}$ Rate in Novae from (d, p) Reaction Sum Rules

R. L. Kozub¹, D. W. Bardayan², J. C. Batchelder³, J. C. Blackmon², C. R. Brune⁴, A. E. Champagne⁵, J. A. Cizewski⁶, T. Davinson⁷, U. Greife⁸, C. J. Gross², C. C. Jewett⁸, R. J. Livesay⁸, Z. Ma⁹, B. H. Moazen¹, C. D. Nesaraja¹, L. Sahin^{5,10}, J. P. Scott^{1,2}, D. Shapira², M. S. Smith², J. S. Thomas⁶, P. J. Woods⁷

¹*Department of Physics, Tennessee Technological University, Cookeville, TN 38505*

²*Physics Division, Oak Ridge National Laboratory, Oak Ridge, TN 37831*

³*Oak Ridge Associated Universities, Bldg 6008,*

P. O. Box 2008, Oak Ridge, TN 37831-6374

⁴*Department of Physics and Astronomy,*

Ohio University, Athens, OH 45701

⁵*Department of Physics and Astronomy,*

University of North Carolina, Chapel Hill, NC 27599

⁶*Department of Physics and Astronomy,*

Rutgers University, Piscataway, NJ 08854-8019

⁷*Department of Physics and Astronomy,*

University of Edinburgh, Edinburgh EH9 3JZ, United Kingdom

⁸*Department of Physics, Colorado School of Mines, Golden, CO 80401*

⁹*Department of Physics and Astronomy,*

University of Tennessee, Knoxville, TN 37996 and

¹⁰*Department of Physics, Dumlupinar University, Kutahya, Turkey 43100*

(Dated: February 9, 2020)

Abstract

The degree to which the (p, γ) and (p, α) reactions destroy ^{18}F at temperatures $1\text{--}4 \times 10^8$ K is important for understanding the synthesis of nuclei in nova explosions and for using the long-lived radionuclide ^{18}F , a target of γ -ray astronomy, as a diagnostic of nova mechanisms. The reactions are dominated by low-lying proton resonances near the $^{18}\text{F}+p$ threshold ($E_x=6.411$ MeV in ^{19}Ne). To gain further information about these resonances, we have used a radioactive ^{18}F beam from the Holifield Radioactive Ion Beam Facility to selectively populate corresponding mirror states in ^{19}F via the inverse $d(^{18}\text{F}, p)^{19}\text{F}$ neutron transfer reaction. Neutron spectroscopic factors were measured for states in ^{19}F in the excitation energy range 0–9 MeV and appropriately scaled to conform to sum rule limits. The results would suggest significantly lower $^{18}\text{F}(p, \gamma)^{19}\text{Ne}$ and $^{18}\text{F}(p, \alpha)^{15}\text{O}$ reaction rates than reported previously, thereby increasing the prospect of observing the 511-keV annihilation radiation associated with the decay of ^{18}F in the ashes of novae.

PACS numbers: PACS numbers: 21.10.Jx, 21.10.Pc, 24.50.+g, 25.60.Je, 26.30.+k, 27.20.+n

Understanding the synthesis of nuclei in nova explosions depends critically on knowing the rates of the $^{18}\text{F}(p, \gamma)^{19}\text{Ne}$ and $^{18}\text{F}(p, \alpha)^{15}\text{O}$ reactions at temperatures in the range $1\text{--}4 \times 10^8\text{K}$ [1]. Further, owing to the relatively long half-life of the ^{18}F radionuclide (110 min), γ rays from electron-positron annihilation following the β^+ decay of ^{18}F would be produced after the expanding envelope becomes transparent to the 511-keV radiation. This would allow measurements of the abundance of ^{18}F to be made using existing and proposed gamma ray observatories, and such measurements may provide insights about nova mechanisms [2]. It is therefore important to know the degree to which the (p, γ) and (p, α) reactions destroy ^{18}F in such explosions. In order to deduce these reaction rates, extensive measurements using the (p, p) and (p, α) reactions have been made in recent years with radioactive beams of ^{18}F [2, 3, 4, 5, 6, 7, 8, 9]. In addition, a number of measurements to determine properties of relevant ^{19}Ne levels have been made with stable beams [10, 11]. There are, however, still a number of unanswered questions, especially concerning resonances at the lowest center-of-mass energies.

The levels of interest are low-lying ^{19}Ne resonances which are just above the $^{18}\text{F}+p$ threshold (6.411 MeV excitation energy). About seven levels seem to be missing in the 6.4–7.4 MeV region of excitation in ^{19}Ne , based on what is known about the ^{19}F mirror spectrum [10, 12, 13]. Some of the ^{19}Ne levels relevant to nova temperatures are inaccessible through traditional resonance scattering experiments, as the resonance energies are much below the Coulomb barrier. It is also difficult to observe these levels via proton transfer reactions using presently existing radioactive beam facilities (in reversed kinematics). Thus, in order to provide further insights about these ^{19}Ne resonances, we have used the $d(^{18}\text{F}, p)^{19}\text{F}$ reaction to selectively populate neutron single-particle states in the corresponding region of the ^{19}F mirror spectrum. In this paper, we focus on these states of astrophysical importance. A report on all observed states and general structure implications will be presented in a later paper. The present work supercedes previously quoted preliminary results from this experiment.

A schematic diagram of the experimental setup is shown in Fig. 1. A $160(10) \mu\text{g}/\text{cm}^2$ $(\text{CD}_2)_n$ target of 98% enrichment was bombarded for ~ 3 days with an isotopically pure, 108.49 MeV $^{18}\text{F}^{+9}$ beam at an intensity of $\sim 5 \times 10^5/\text{s}$. The beam was produced at the ORNL Holifield Radioactive Ion Beam Facility (HRIBF) as described in Ref. [8]. Using a silicon strip detector array (SIDAR) [8] of $\sim 500 \mu\text{m}$ thickness, light charged particles

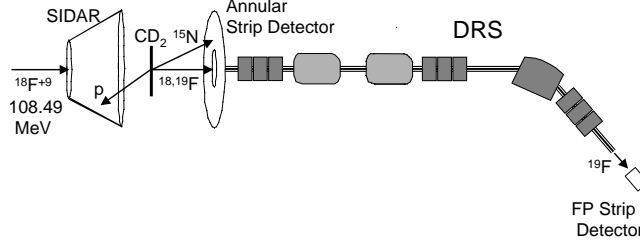


FIG. 1: Experimental setup for $d(^{18}\text{F}, p)^{19}\text{F}$ reaction study (not to scale).

were detected in the laboratory angular range of $118^\circ - 157^\circ$, corresponding to “forward” center-of-mass angles in the range $8^\circ - 27^\circ$. The beam energy was selected to be high enough for direct reaction models, yet low enough to allow all the protons to be stopped in the SIDAR. A silicon strip detector at the focal plane of the Daresbury Recoil Separator (DRS) [14] was used to detect particle-stable recoils having $A=19$ in coincidence with the SIDAR. Other recoils, from higher, α -decaying states in ^{19}F , were detected in coincidence just downstream from the target with an annular strip detector. This detector was also used for data normalization. Normalization calibration was achieved by directly counting beam particles at low intensity with a retractable silicon surface barrier detector placed temporarily at 0° . The overall uncertainty in normalization, estimated to be $\sim 10\%$, is owing mostly to uncertainty in target thickness. Internal energy calibrations were obtained for each laboratory angle by using excitation energies of the well-known levels at 1.554038(9), 4.377700(42), and 5.1066(9) MeV in ^{19}F [13]. This allowed excitation energies in the region of interest to be determined with uncertainties ~ 10 keV.

Singles and coincidence spectra in the (α -decaying) region of importance for novae are shown for a laboratory angle of 147° in Fig. 2. The coincidence spectra contain three main groups at about 6.5, 7.3, and 8.1 MeV excitation energy. The coincidence efficiencies are roughly 50%, 60%, and 70%, respectively. Our internal energy calibrations allow identifications of these states which are consistent with known levels in ^{19}F , as indicated in Fig. 2. In addition, two strong groups were observed in the coincidence data at about 9.6 and 10.5 MeV excitation (not shown in Fig. 2), the latter being just above the neutron emission threshold (10.432 MeV).

Angular distributions have been extracted for all observed proton groups, and distorted-wave Born approximation (DWBA) calculations have been performed with the code DWUCK5 [15] using optical model and bound state parameters from Barrows *et al.* [16], who

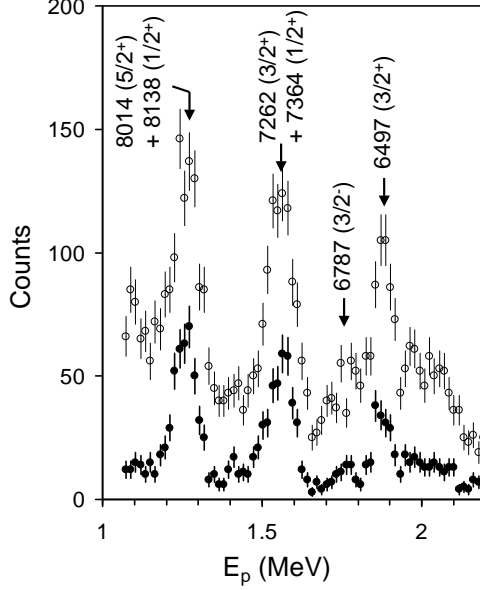


FIG. 2: Spectra from the 6 SIDAR strips corresponding to 147° lab angle as a function of proton energy, displayed in 15-keV bins. Open points are singles data and solid points are events in coincidence with the annular strip detector. Excitation energies (in keV), spins, and parities are taken from Ref. [13].

studied the $^{19}\text{F}(d,n)^{20}\text{Ne}$ reaction at several bombarding energies. In that work, searches were done on the optical model and bound state parameters to provide a best fit to the actual (d,n) reaction data. This exercise produced good fits over a wide angular range for $\ell=0$ and $\ell=2$ transitions, and the spectroscopic factors were quite reasonable. We have performed DWBA calculations for our (d,p) data using the parameters of Ref. [16] for their highest bombarding energy (6.065 MeV). This resulted in good fits to our data over the entire range of excitation energies and in reasonable spectroscopic factors, although the allowed $1p2s1d$ sum rule (11 neutron vacancies) was exceeded by $\sim 20\%$. Further, we estimate that $\sim 10\%$ of this single particle strength is unobserved, buried in weak states that could not be analyzed. We therefore multiply all our spectroscopic factors by 0.70 in order to conform to the sum rule limits and to account for unobservable strength. Since $J^\pi=1^+$ for the ^{18}F ground state, more than one angular momentum transfer is allowed for a given final state. Indeed, with the DWBA parameters of Ref. [16], including both $\ell=0$ and $\ell=2$ components improves the fits at larger angles in the distributions for $3/2^+$ and $1/2^+$ states. The angular distribution for the 6497-keV $3/2^+$ level is shown in Fig. 3 along with DWBA calculations

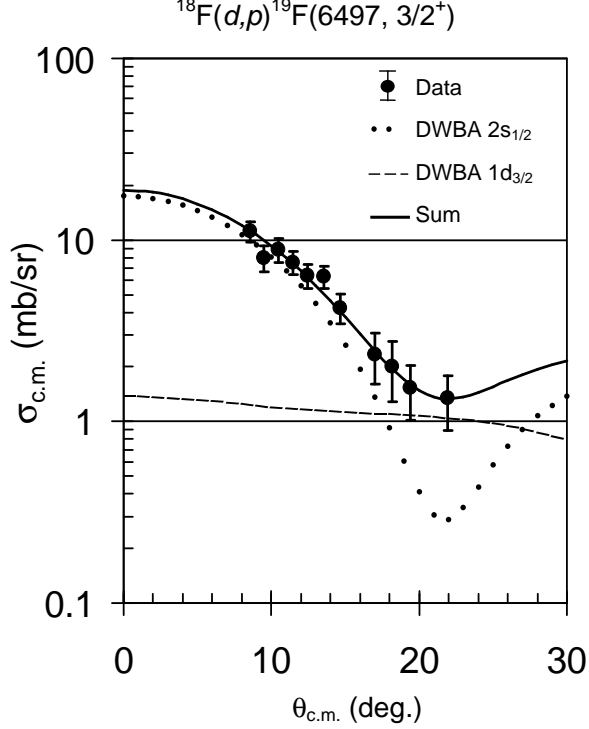


FIG. 3: Angular distribution for (d,p) transfer to the 6497-keV state in ^{19}F . Curves are DWBA calculations using the parameters of Ref. [16].

for $2s_{1/2}$ and $1d_{3/2}$ transfers, where the spectroscopic factors are 0.09 for each after applying the above-mentioned sum rule normalization factor of 0.70. Similarly renormalized spectroscopic factors for this and other observed states of astrophysical interest are summarized in Table I. An estimated uncertainty of 20% is indicated for S_n values of observed states. Other listings are given 100% errors to reflect upper limits.

It has been widely assumed that the 6497- and 6528-keV $3/2^+$ states are the isospin mirrors of the 8- and 38-keV proton resonances (6419 and 6449 keV excitation energies) in ^{19}Ne , respectively. This would suggest [2] that the 38-keV resonance in ^{19}Ne would dominate the reaction rate for $T < 0.27$ GK if that state has a sizeable share of the $\ell=0$ single particle strength, but there would be almost no impact on the rate if the $\ell=0$ strength is concentrated in the 8-keV resonance. Our measured excitation energy for this group is 6497(10) keV and the peak width seems to match our experimental resolution [~ 50 keV (lab) at 147° ; see Fig. 2], so there is no evidence for the 6528-keV level in our data. (A limit of $S < 0.04$ is extracted using our centroid uncertainty.) This is somewhat contrary to the result of de Séréville *et al.* [17], who indicated some preference for the excitation of the 6528-keV level

TABLE I: Summary of data for presumed mirror states in ^{19}Ne and ^{19}F . Spectroscopic factors for ^{19}F are from the present work. ^{19}F excitation energies and J^π assignments are from Ref. [13]. Other values are from Bardayan *et al.* [2]

E_r (keV)	E_x (keV)		J^π	S_n (^{19}F)			^{19}Ne	
	^{19}Ne	^{19}F		$1p_{1/2}$	$2s_{1/2}$	$1d_{3/2}$	Γ_p (keV)	Γ_α (keV)
8	6419	6497	$3/2^+$		0.09(2)	0.09(2)	$3.2(7)\times 10^{-37}$	0.5(5)
26	6437	6429	$1/2^-$				2.8×10^{-20}	220(20)
38	6449	6528	$3/2^+$		0.02(2)		$4.4(44)\times 10^{-15}$	4(4)
287	6698	6838	$5/2^+$			0.01(1)	$2.5(25)\times 10^{-5}$	1.2(10)
330	6741	6787	$3/2^-$	0.04(1)			$2.22(69)\times 10^{-3}$	2.7(23)
665	7076	7262 ^a	$3/2^+$		0.12(2)	0.04(4)	15.2(10)	24(2)
		7364 ^a	$1/2^+$		0.12(2)	0.04(4)		
		8014 ^a	$5/2^+$			0.14(3)		
		8138 ^a	$1/2^+$		0.22(4)			

^aMember of an unresolved doublet in (d, p) data.

in a $d(^{18}\text{F}, p)^{19}\text{F}$ study at a sub-Coulomb beam energy (14 MeV). However, their energy calibration lacked sufficient accuracy to distinguish one state from the other. Our result would indicate that the $\ell=0$ strength near the proton threshold in ^{19}Ne is concentrated in either the 8-keV resonance, or perhaps even in a bound state, as the estimated Thomas-Ehrman shift is ~ 150 keV for $\ell=0$ resonances having $S\sim 0.1$ [18]. If so, it would mean that ^{18}F is destroyed via the (p, α) reaction at a rate that is 2-5 times less than estimated in recent calculations [1, 2, 17], where it was assumed that the strength was shared equally between the two resonances. Further, we observe no evidence for either the $5/2^+$ state at 6838 keV excitation ($S<0.02$) or a broad $1/2^-$ level at 6429 keV, the mirror analogs of which could also be of importance to nova reaction rates.

The $3/2^+$ level at 7076 keV excitation in ^{19}Ne has a relatively large proton decay branch ($\Gamma_p/\Gamma=0.39(2)$ [8]), and Fortune and Sherr [19] have calculated a spectroscopic factor of ~ 0.5 , so it should have strong $\ell=0$ analog in ^{19}F . The mirror state was presumed to be the state observed at 7.101 MeV in a $^{15}\text{N}(\alpha, \gamma)^{19}\text{F}$ experiment [12]. However, Fortune and Sherr

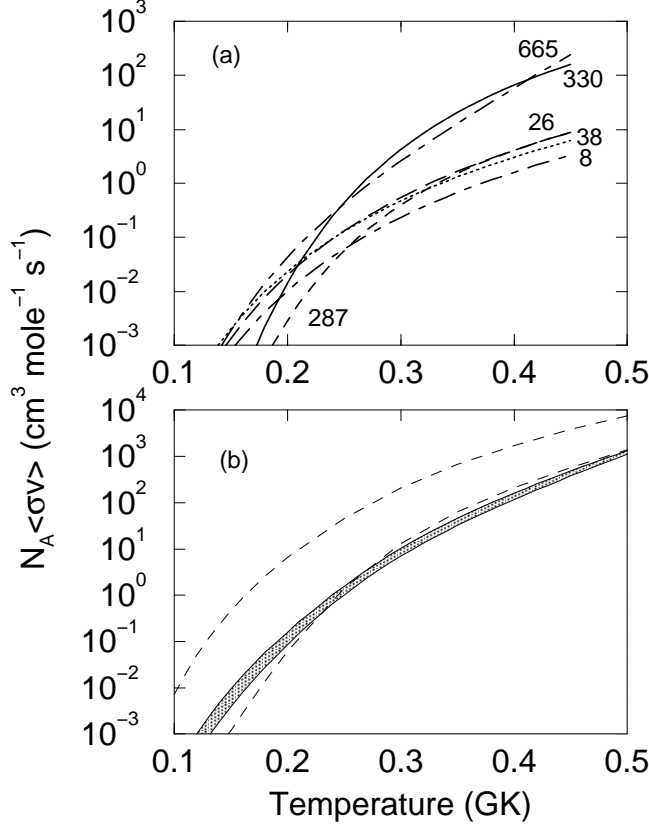


FIG. 4: (a) The astrophysical $^{18}\text{F}(p, \alpha)^{15}\text{O}$ reaction rate at nova temperatures labeled with the energies (in keV) of the contributing resonances. (b) The total $^{18}\text{F}(p, \alpha)^{15}\text{O}$ reaction rate using results from the present work is shown as a shaded band. The dashed lines show limits from Ref. [1].

[19] predicted the state would lie higher in energy, at 7.4(1) MeV, owing to the relatively lower Coulomb energy associated with an extended $\ell=0$ proton wave function in ^{19}Ne . We see no evidence for the 7.101 MeV state in our (d, p) data. The 7.3-MeV group appears to be composed of known (but unresolved) states at 7262 ($3/2^+$) and 7364 keV ($1/2^+$) in ^{19}F (Fig. 2). The angular distribution of this group is dominated by $\ell=0$ components, and a two-peak fitting analysis indicates that the angular distributions of the two states are very similar in shape with a yield ratio of $\sim 2:1$, suggesting roughly equal spectroscopic factors of 0.12(2) (Table I). Thus, although its spectroscopic factor is significantly less than 0.5, it would appear that the 7262-keV level in ^{19}F is a likely candidate for the analog of the 7076-keV level, roughly in agreement with Ref. [19]. However, isospin symmetric reactions with stable beams have indicated an analog connection between the 7262-keV level and the 7238-

keV level in ^{19}Ne [10, 11], so it would appear there may be another, as yet undiscovered $3/2^+$ state in ^{19}F near this excitation energy [20]. Further, the significant $\ell=0$ strength observed in the 7364- and 8138-keV states in ^{19}F in the present work would suggest that there may be more strong $\ell=0$ resonances in the corresponding region of ^{19}Ne , and these could make important contributions to the $^{18}\text{F}+p$ reaction rate at higher temperatures ($T>1.0$ GK). There is some evidence for such resonances in a recent thick-target study of the $^{18}\text{F}(p,p)^{18}\text{F}$ excitation function [9].

We have calculated the $^{18}\text{F}(p,\alpha)^{15}\text{O}$ reaction rates for temperatures in the range 0.1-0.4 GK in the same manner as Ref. [2], using spectroscopic factors and uncertainties as listed in Table I for resonances in ^{19}Ne for which the proton widths have not been measured directly. Resonances above the 665-keV resonance were not included in the calculations, but they are not expected to have significant impact at these lower temperatures. The rates are plotted in Fig. 4. The total rate is reduced from that of Ref. [2] by a factor of 2-3 in the 0.1-0.2 GK range, owing mostly to the assignment of the 6.5-MeV $\ell=0$ strength to the 8-keV resonance entirely. The rate is about 3-5 times smaller than that of Coc *et al.* [1].

In summary, using the $d(^{18}\text{F},p)^{19}\text{F}$ reaction, we have measured neutron spectroscopic factors (or upper limits) for the mirror analogs of eight levels of astrophysical importance in ^{19}Ne . Using proper sum rule constraints, our measurements show that the destruction of ^{18}F via proton-induced reactions in novae should be considerably less than recent predictions. This is favorable news for the prospect of observing the characteristic 511-keV annihilation radiation associated with the decay of ^{18}F in the ashes of such events.

Thanks are owed to the staff of the HRIBF for making this experiment possible and to P. D. Parker for many helpful discussions. This work is supported in part by U. S. DOE Grant Nos. DE-FG02-96ER40955 (TTU) and DE-FG02-93ER40789 (CSM) and by the National Science Foundation (RU). ORNL is managed by UT-Battelle, LLC, for the U. S. DOE under Contract No. DE-AC05-00OR22725.

-
- [1] A. Coc *et al.*, *Astron. Astrophys.* **357**, 561 (2000).
 - [2] D. W. Bardayan *et al.*, *Phys. Rev. Letters* **89**, 262501 (2002) and references therein.
 - [3] R. Coszach *et al.*, *Phys. Lett. B* **353**, 184 (1995).

- [4] J.S. Graulich *et al.*, Nucl. Phys. **A626**, 751 (1997).
- [5] K. E. Rehm *et al.*, Phys. Rev. C **52**, R460 (1995); **53** 1950 (1996).
- [6] J.S. Graulich *et al.*, Phys. Rev. C **63**, 011302(R) (2001).
- [7] D. W. Bardayan *et al.*, Phys. Rev. C **62**, 042802(R) (2000).
- [8] D. W. Bardayan *et al.*, Phys. Rev. C **63**, 065802 (2001).
- [9] D. W. Bardayan *et al.*, to be published (2004).
- [10] S. Utku *et al.*, Phys. Rev. C **57**, 2731 (1998); **58**, 1354(E) (1998).
- [11] Rachel Lewis *et al.*, Bull. Am. Phys. Soc. **47**, No. 6, 67 (2002).
- [12] Y. Butt *et al.*, Phys. Rev. C **58**, R10 (1998).
- [13] D. R. Tilley *et al.*, Nucl. Phys. **A595**, 1 (1995).
- [14] R. Fitzgerald *et al.*, Proc. 6th Int. Conf. Radioactive Nuclear Beams, Nucl. Phys. (submitted, 2003).
- [15] P. D. Kunz, University of Colorado, unpublished.
- [16] A. W. Barrows, Jr. F. Gabbard, and J. L. Weil, Phys. Rev. **161**, 928 (1967).
- [17] N. de Séréville *et al.*, Phys. Rev. C **67**, 052801(R) (2003).
- [18] N. Shu, private communication (2003).
- [19] H. T. Fortune and R. Sherr, Phys. Rev. C **61**, 024313 (2000).
- [20] If we treat the 7.3-MeV group as a single, broad $3/2^+$ state in our (d, p) data, its energy would be 7306(10) keV and the $2s_{1/2}$ spectroscopic factor would be 0.17(3).