

# Eccentricity fluctuations and its possible effect on elliptic flow measurements

Mike Miller<sup>(a)</sup> and Raimond Snellings<sup>(b)</sup>

(a) Yale University, New Haven, Connecticut 06520, USA

(b) NIKHEF, Kruislaan 409, 1098 SJ Amsterdam, The Netherlands

(Dated: January 11, 2019)

The elliptic flow measured at RHIC has been interpreted as a signature for strong partonic interactions early in the collision and as an indication of a well developed quark-gluon plasma phase. The measured values of elliptic flow, using methods based on multi-particle correlations, are affected by fluctuations in the magnitude of the elliptic flow. In this Letter, using a Monte Carlo Glauber calculation, we estimate what the possible effect of spatial eccentricity fluctuations is on the determination of elliptic flow.

PACS numbers: 25.75.-q, 25.75.Ld, 25.75.Dw, 25.75.Gz, 24.10.Lx

In non-central heavy-ion collisions, the initial spatial anisotropy due to the geometry of the overlap region and the pressure developed early in the collision generate an observable azimuthal momentum-space anisotropy. The particle yields produced in heavy-ion collisions can be characterized by [1]:

$$\frac{d^3N}{dp_t^2 d\phi dy} = \frac{d^2N}{2\pi dp_t^2 dy} [1 + 2 \sum_n v_n \cos(n(\phi - \Psi_R))], \quad (1)$$

where  $p_t$  is the transverse momentum of the particle,  $\phi$  is its azimuthal angle,  $y$  is the rapidity and  $\Psi_R$  the reaction plane angle, see fig 1. The second coefficient,  $v_2$ , of this Fourier series is called *elliptic flow*.

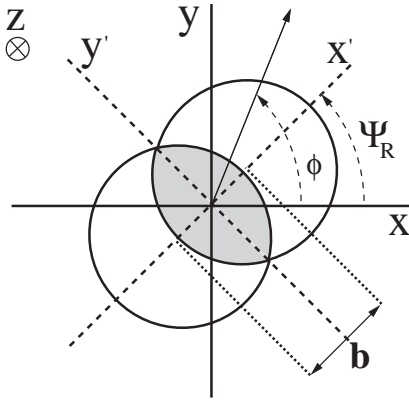


FIG. 1: Schematic view of a nucleus-nucleus collision in the transverse plane.

Elliptic flow as a signature of hydrodynamic behavior of nuclear matter produced in high energy nuclear collisions has been proposed by Ollitrault in 1992 [4]. After that it has attracted increasing attention from both experimentalists and theorists [5] and has been measured at AGS [6, 7], SPS [8, 10] and RHIC [11, 12, 13] energies. It is thought that elliptic flow reflects the amount of interactions between the constituents at an early time in the evolution of the produced system [14]. Therefore it is

sensitive to the equation of state of the produced system when this system might be in the quark-gluon plasma phase.

Since the reaction plane is not known experimentally, the elliptic flow is calculated using azimuthal angular correlations between the observed particles [15]. In the case of two particle correlations the measurement is proportional to  $v_2^2$ . The reported elliptic flow values are therefore obtained as  $\sqrt{\langle v_2^2 \rangle}$  after averaging over events.

Because elliptic flow is a collective effect, it is a correlation of all the particles with the reaction plane. This can be exploited experimentally by using multiple particle correlations to calculate  $v_2$ . To calculate these correlations a convenient mathematical approach is to use cumulants. This method, proposed in [16], has the additional advantage that it allows to subtract the so called non-flow effects from  $v_2$ . Non-flow effects are correlations between the particles not related to the reaction plane. Such effects include, but are not limited to, resonance decays, (mini)jet fragmentation and Bose-Einstein correlations. The cumulant method uses multi-particle correlations which introduce higher powers of  $v_2$ . The corresponding equations for calculating  $v_2$  in the cumulant method for two, four and six particle azimuthal correlations are given by:

$$\begin{aligned} (v_2\{2\})^2 &= \langle v_2^2 \rangle \\ (v_2\{4\})^4 &= 2\langle v_2^2 \rangle^2 - \langle v_2^4 \rangle \\ (v_2\{6\})^6 &= \frac{1}{4} (\langle v_2^6 \rangle - 9\langle v_2^4 \rangle \langle v_2^2 \rangle + 12\langle v_2^2 \rangle^3), \end{aligned} \quad (2)$$

where  $v_2\{2\}$  is calculated using two-particle azimuthal correlations,  $v_2\{4\}$  using a mix of two and four-particle azimuthal correlations and  $v_2\{6\}$  uses two, four and six-particle azimuthal correlations.

However, due to event-by-event fluctuations in the elliptic flow for instance, the event averaged  $\langle v_2^n \rangle \neq \langle v_2 \rangle^n$  for  $n \geq 2$  [17]. Therefore, comparing the experimental values of  $v_2$  with model calculations which do not correctly include these fluctuations might not be *a priori* justified. Furthermore, there are effects due to the finite width of the centrality bins were also  $\langle v_2^n \rangle \neq \langle v_2 \rangle^n$ . The

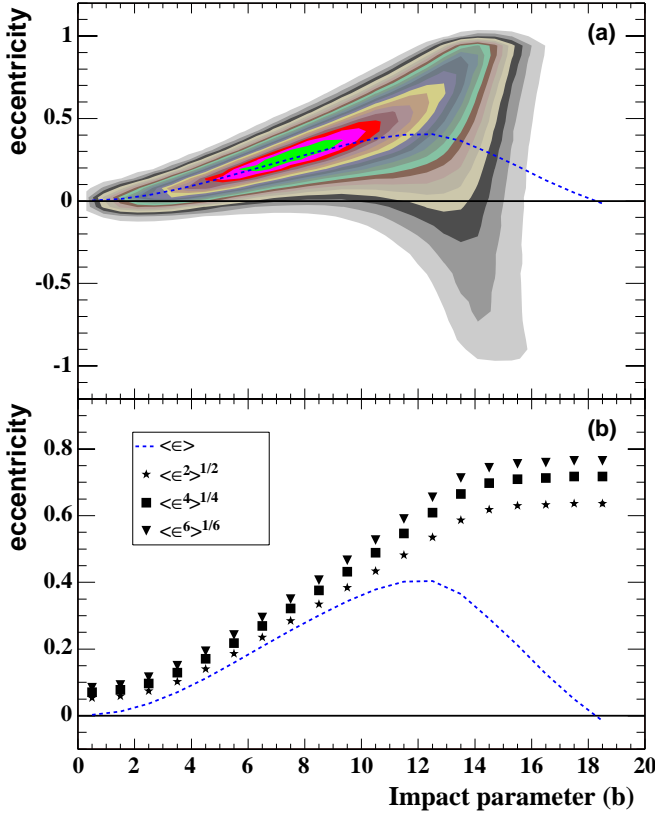


FIG. 2: a) Contour plot of the calculated eccentricity in a Monte Carlo Glauber model versus the impact parameter,  $b$ , in Au+Au collisions. The mean value of the eccentricity is indicated by the dashed curve. b) The mean eccentricity  $\langle \epsilon \rangle$  (dashed curve) and the corresponding  $\langle \epsilon^n \rangle^{1/n}$  for  $n = 2, 4$  and  $6$  (points) versus impact parameter  $b$ .

STAR collaboration [17] found a negligible bias on the extracted  $v_2$  due to these binning effects, except in the most central bin.

To estimate the possible effect of the fluctuations on the measured elliptic flow values we calculate the fluctuations in the initial *spatial* anisotropy of the created system using a Monte Carlo Glauber model (MCG). This anisotropy, which generates the elliptic flow, is given by [2, 3]:

$$\epsilon \equiv \frac{\sum y_i'^2 - \sum x_i'^2}{\sum y_i'^2 + \sum x_i'^2}, \quad (3)$$

where  $x_i'$  and  $y_i'$  are the coordinates of the constituents in the plane perpendicular to the beam and  $x'$  is in the reaction plane (see Fig. 1). Due to the relation between the initial spatial anisotropy and the elliptic flow,  $v_2 \propto \epsilon$  [2, 3, 18], fluctuations in  $\epsilon$  will lead to fluctuations in  $v_2$ . It should be noted that this is only one specific example of fluctuations which could contribute to the measured value of  $v_2$ .

The MCG approach allows for an event-by-event cal-

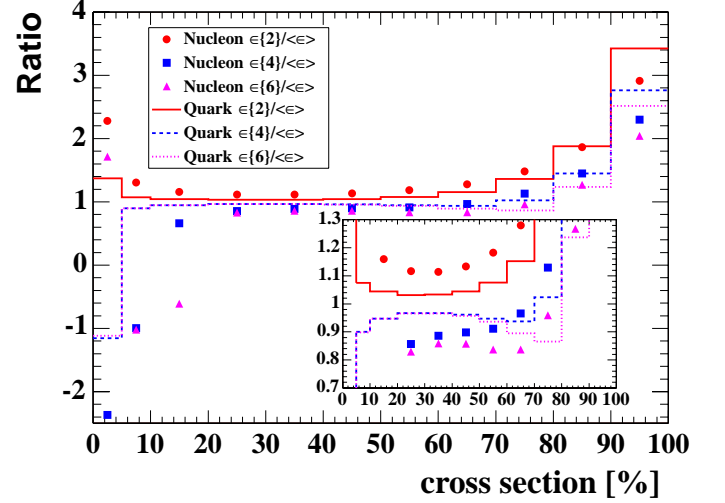


FIG. 3: Eccentricity cumulants calculated for Au+Au collisions in a Monte Carlo Glauber model compared to  $\langle \epsilon \rangle$  as a function of centrality (from left to right is from central to peripheral collisions, respectively). The symbols are the Monte Carlo Glauber results using nucleons, the lines are for constituent quarks (see text).

ulation of  $\epsilon$  and therefore the determination of the corresponding higher order moments of the event averaged distribution of  $\epsilon$ . For details on the MCG model and the parameters used see Ref. [19].

In Fig. 2a, the eccentricity calculated using the MCG is plotted versus the impact parameter ( $b$ ) of an Au+Au collision. This figure shows that the fluctuations in  $\epsilon$  for the most peripheral collisions are large. For the most central collisions  $\epsilon$  can be both positive and negative. This leads to an obvious bias when calculating  $\epsilon$  from  $\langle \epsilon^2 \rangle^{1/2}$ . Figure 2b shows the calculated  $\langle \epsilon \rangle$  and the corresponding  $\langle \epsilon^n \rangle^{1/n}$ . It is clear that there is a bias over the whole centrality range, however this bias is the largest for the most central and most peripheral collisions.

Using  $v_2 \propto \epsilon$ , we replace in Eq. 2  $v_2$  by  $\epsilon$ , which allows us to calculate  $\epsilon\{2\}$ ,  $\epsilon\{4\}$  and  $\epsilon\{6\}$ . If the right-hand side of Eq. 2 becomes negative, we take the  $n^{\text{th}}$  root of the absolute value and multiply this by  $-1$ . Figure 3 shows the ratio of  $\epsilon\{m\}$  and  $\langle \epsilon \rangle$ , where  $m = 2, 4, 6$ , versus the collision centrality in terms of cross-section. In the standard MCG approach for nucleons with a cross-section of 42 mb the event by event fluctuations lead to a ratio  $\epsilon\{2\}/\langle \epsilon \rangle$  which is always larger than 1. This shows that the experimental determination of  $v_2$ , using two-particle azimuthal correlations in the case of event-by-event fluctuations in  $\epsilon$ , leads to an overestimation of the true elliptic flow. This is particularly true for the most central and most peripheral events. The inset in Fig. 3 shows the same calculated values on an expanded scale. Even for the centrality region of 20-60% the two-particle correlation method overestimates the true elliptic flow by about 10%. In the

same figure the results for the higher order cumulant ratios,  $\epsilon\{4\}/\langle\epsilon\rangle$  and  $\epsilon\{6\}/\langle\epsilon\rangle$ , are shown. The higher order cumulants in the case of event by event fluctuations underestimate the true elliptic flow in the centrality range of 0-80%. Above 80% of the cross section also the higher order cumulants overestimate the elliptic flow. In the mid-central region (20-60%) the higher order cumulants underestimate the true elliptic flow by about 10%. If the fluctuations are small it can be shown analytically that the true value of  $v_2$  is given by  $v_2\{2\} + v_2\{4\}/2$  [20].

The most central 10% of the cross section show an interesting behavior for the different cumulants. The two particle correlations always lead to a real value of  $\epsilon\{2\}$ , however the higher order cumulants can become complex because of the combination of two, four and higher multiparticle contributions. This is the case for  $\epsilon\{4\}$  and  $\epsilon\{6\}$  in the centrality bin 5-10%. However, in the most central bin, 0-5%,  $\epsilon\{6\}$  becomes real again. Complex values of  $v_2$  are usually not reported by experiments.

To investigate the sensitivity to the magnitude of the fluctuations in the eccentricity we followed the work of Eremin and Voloshin [21] and calculate  $\epsilon\{m\}$  using valence quarks as constituents in the MCG. The cross section used for the quarks was set to 6 mb and the number of constituent quarks in a gold nucleus to 591. All the other parameters were kept the same as in the nucleon MCG. Due to the larger number of interacting constituents the fluctuations in central collisions are reduced. Indeed, the  $\epsilon$  fluctuations for the 0-80% of the cross-section are reduced as shown by the lines in Fig. 3.

The ratios shown in Fig. 3 cannot be directly compared to the elliptic flow measurements since  $\langle v_2 \rangle$  is not an experimental observable. Instead, we calculate the ratio  $\epsilon\{m\}/\epsilon\{n\}$ . Because of the assumed proportionality between  $\epsilon$  and  $v_2$ , which in principle could depend on centrality [17], this ratio can be compared with the measured  $v_2\{m\}/v_2\{n\}$ .

Figure 4a shows the ratio  $\epsilon\{4\}/\epsilon\{2\}$  for the quark and nucleon MCG calculations. In both cases this ratio is smaller than unity over the whole centrality range, with the largest suppression in the case of the nucleon MCG. The elliptic flow cumulant measurements from the STAR collaboration [17] are also shown in Fig. 4. The experimental results are in between the calculated values, and are closer to the nucleon (quark) MCG results for peripheral (central) collisions.

If the observed difference between  $v_2\{2\}$  and  $v_2\{4\}$  would be due to non-flow effects, it is proposed in Ref. [16] that the squared difference is given by

$$v_2^2\{2\} - v_2^2\{4\} = \frac{g_2}{N} \quad (4)$$

where  $N$  is the multiplicity and  $g_2/N$  is the non-flow contribution. NA49 [9] has indeed observed such a constant behavior.

This squared difference, as measured by the STAR

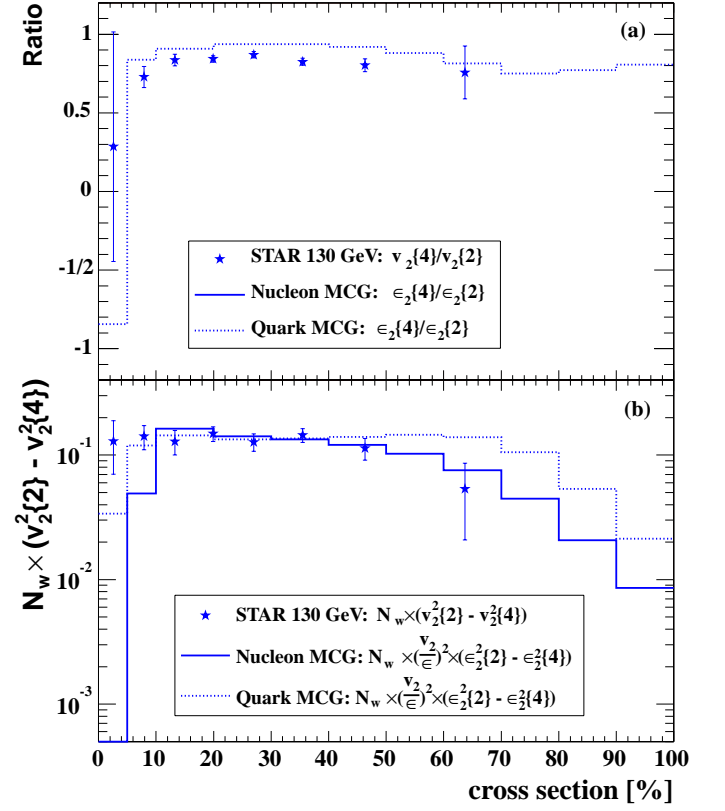


FIG. 4: a) Comparison of the calculated  $\epsilon\{4\}/\epsilon\{2\}$  for both the nucleon (solid line) and quark (dashed line) MCG to the STAR measurements [17]. b) Non-flow or fluctuation contribution to the azimuthal correlations (see text).

collaboration [17], is shown in Fig. 4b for the cumulant measurements as a function of centrality. Instead of scaling with the multiplicity as done by NA49 we scaled the STAR results using the corresponding number of wounded nucleons ( $N_w$ ), which is proportional to the multiplicity. These measurements are compared with the values obtained from the quark and nucleon MCG (histograms in Fig. 4b). However, to make this comparison the proportionality between  $v_2$  and  $\epsilon$  was assumed to be 0.16, independent of centrality. It is seen from the figure that the centrality dependence of the data is better described by the nucleon MCG than by a constant value as expected for non-flow contributions.

In summary, experimental measurements of elliptic flow ( $v_2$ ) might be affected by fluctuations. In this study we investigate the effect on the determination of  $v_2$  of fluctuations in the spatial anisotropy of the overlap region ( $\epsilon$ ) in heavy-ion collisions using a Monte Carlo Glauber simulation. For this study we assume a proportional relationship between  $\epsilon$  and  $v_2$ .

When elliptic flow is measured from two-particle correlations ( $v_2\{2\}$ ) we find that fluctuations in  $\epsilon$  lead to an overestimation of its value. On the other hand a cumu-

lant analysis of order four ( $v_2\{4\}$ ) and six ( $v_2\{6\}$ ) leads to an underestimation of the true value.

Experimental results on the ratios  $v_2\{m\}/v_2\{n\}$  can be compared directly to the model and are shown to be in approximate agreement. Traditionally, a ratio different from unity is interpreted as being due to non-flow effects. However, this study shows that this difference can also be explained by event-by-event fluctuations in the elliptic flow. In reality it is likely that both non-flow and fluctuations affect the measured elliptic flow. It remains to be determined which effect dominates.

Experimentally, this can be addressed by also reporting the ratios  $v_2\{m\}/v_2\{n\}$  obtained with the cumulant analysis as a function of centrality when they become complex because this is a unique feature of fluctuations. Event-by-event fluctuations in elliptic flow have been suggested as an interesting physics observable [22], however to address this these more “trivial” causes of fluctuations have to be understood first.

#### Acknowledgments:

We are grateful to Sergei Voloshin, Aihong Tang, Art Poskanzer, Jean-Yves Ollitrault, Peter Kolb, Pasi Huovinen and Michiel Botje for useful discussions and suggestions.

- 
- [1] S. Voloshin and Y. Zhang, Z. Phys. C **70**, 665 (1996).
  - [2] H. Sorge, Phys. Rev. Lett. **82**, 2048 (1999).
  - [3] H. Heiselberg and A.-M. Levy, Phys. Rev. C **59**, 2716 (1999).
  - [4] J.-Y. Ollitrault, Phys. Rev. D **46**, 229 (1992).
  - [5] Peter F. Kolb and Ulrich Heinz, review for ‘Quark Gluon Plasma 3’, nucl-th/0305084. Pasi Huovinen, review for ‘Quark Gluon Plasma 3’, nucl-th/0305064. D. Teany, J. Lauret and E. V. Shuryak, nucl-th/0110037; Phys. Rev. Lett **86**, 4783 (2001).
  - [6] E877 Collaboration, J. Barrette *et al.*, Phys. Rev. Lett. **73**, 2532 (1994).
  - [7] E895 Collaboration, H. Liu *et al.*, Nucl. Phys. **A638**, 451c (1998).
  - [8] NA49 Collaboration, H. Appelshäuser *et al.*, Phys. Rev. Lett. **80**, 4136 (1998).
  - [9] NA49 Collaboration, C. Alt *et al.*, Phys. Rev. C **68**, (2003) 034903.
  - [10] CERES/NA45 Collaboration, G. Agakichiev *et al.*, nucl-ex/0303014.
  - [11] STAR Collaboration, K.H. Ackermann *et al.*, Phys. Rev. Lett. **86**, 402 (2001). STAR Collaboration, C. Adler *et al.*, Phys. Rev. Lett. **87**, 182301 (2001). STAR Collaboration, C. Adler *et al.*, Phys. Rev. Lett. **89**, 132301 (2002). STAR Collaboration, C. Adler *et al.*, Phys. Rev. Lett. **90**, 032301 (2003). STAR Collaboration, J. Adams *et al.*, nucl-ex/0306007.
  - [12] PHOBOS Collaboration, B.B. Back *et al.*, Phys. Rev. Lett. **89**, 222301 (2002).
  - [13] PHENIX Collaboration, K. Adcox *et al.*, Phys. Rev. Lett. **89**, 212301 (2002). PHENIX Collaboration, S.S. Adler *et al.*, nucl-ex/0306021.
  - [14] H. Sorge, Phys. Rev. Lett. **78**, 2309 (1997).
  - [15] A.M. Poskanzer and S.A. Voloshin, Phys. Rev. C **58**, 1671 (1998).
  - [16] Nicolas Borghini, Phuong Mai Dinh, Jean-Yves Ollitrault, Phys. Rev. C **63**, 054906 (2001). Nicolas Borghini, Phuong Mai Dinh, Jean-Yves Ollitrault, Phys. Rev. C **64**, 054901 (2001). N. Borghini, P.M. Dinh, J.Y. Ollitrault, Phys. Rev. C **66**, 014905 (2002). R.S. Bhalerao, N. Borghini, J.-Y. Ollitrault, nucl-th/0307018.
  - [17] STAR Collaboration, C. Adler *et al.*, Phys. Rev. C **66**, 061901 (2002).
  - [18] S.A. Voloshin and A.M. Poskanzer, Phys. Lett. **B474**, 27 (2000).
  - [19] STAR Collaboration, J. Adams *et al.*, nucl-ex/0311017
  - [20] J.-Y. Ollitrault, private communication (2003).
  - [21] S. Eremín and S. Voloshin, Phys. Rev. C **67**, 064905 (2003).
  - [22] Stanislaw Mrowczynski and Edward V. Shuryak, Acta Phys. Polon. B34, 4241 (2003).