

# Elliptic flow contribution to two-particle correlations at different orientations to the reaction plane

J. Bielcikova<sup>1</sup>, S. Esumi<sup>2</sup>, K. Filimonov<sup>3</sup>, S. Voloshin<sup>4</sup>, and J. P. Wurm<sup>5</sup>

<sup>1</sup> Physikalisches Institut, Heidelberg University, 69120 Heidelberg, Germany

<sup>2</sup> University of Tsukuba, Tsukuba, Ibaraki 305, Japan

<sup>3</sup> Lawrence Berkeley National Laboratory, Berkeley, California 94720

<sup>4</sup> Wayne State University, Detroit, Michigan 48201

<sup>5</sup> Max-Planck Institut für Kernphysik, 69229 Heidelberg, Germany

We provide expressions for flow-induced two-particle azimuthal correlations, if one of the particles is detected under fixed directions with respect to the reaction plane. We consider an ideal case when the reaction plane angle is exactly known, as well as present the general expressions in case of finite event-plane resolution. We foresee applications for the study of generic two-particle correlations at large transverse momentum originating from jet fragmentation.

PACS numbers: 25.75.Ld

## I. INTRODUCTION

Collective particle flow is a general phenomenon of relativistic heavy-ion collisions that originates from pressure gradients built up in the anisotropic overlap zone of colliding nuclei [1]. Azimuthal anisotropies in inclusive single particle distributions relative to the reaction plane (anisotropic flow) have been extensively studied [2, 3, 4, 5, 6, 7]. Recent investigations of direct two (or more) particle correlations also indicate that the dependence of these correlations on the orientation of the reaction plane may contain important physics information. A detailed analysis of such correlations requires flow effects to be taken into account.

We give two examples. The azimuthal anisotropy in particle distributions at freeze-out has been studied using azimuthally-sensitive Hanbury-Brown and Twiss (HBT) interferometry [8, 9]. It has been observed that the parameters of the two-particle Bose-Einstein correlation function depend on the particle emission angle relative to the reaction plane [10]. For this kind of analysis one needs to know how the pairs of particles used to construct the correlation function are distributed with respect to the reaction plane. Another recent example, which gave the motivation for this paper, is provided by azimuthal two-particle correlations at transverse momenta above 1 GeV/c. Such particles presumably originate from fragmentation of dijets, but are embedded in collective flow [4]. It is predicted that nuclear effects may modify the jet fragmentation function due to induced radiation of the leading parton [11]. This could result in significant changes in the particle correlations within the jet, as well as the correlation of particles originating from back-to-back jets. Again, the modifications of the jet profile may depend on the nuclear geometry and could be studied relative to the reaction plane angle [4].

In this paper, we present analytical formulae for the flow contribution to two-particle azimuthal distributions for different orientations of the trigger particle with respect to the reaction plane, neglecting any non-flow ef-

fects. We will first discuss an ideal case with the reaction plane angle exactly known and then incorporate the finite resolution of the reconstructed event plane.

## II. ANISOTROPIC TRANSVERSE FLOW

Anisotropic flow manifests itself by the presence of higher ( $n \geq 1$ ) harmonics in the inclusive single particle distribution in the azimuthal angle with respect to the reaction plane  $\phi_R$  [2, 12]:

$$\frac{dN}{d\phi_R} = \sum_{n=1}^{\infty} (1 + 2v_n \cos(n(\phi - \phi_R))) : \quad (1)$$

The Fourier coefficients,  $v_n = \langle \cos(n(\phi - \phi_R)) \rangle$ , given by the average over detected particles in analyzed events quantify the anisotropy of the  $n$ th harmonic of the distribution. The anisotropies corresponding to the first and the second Fourier coefficients,  $v_1$  and  $v_2$ , are usually referred to as directed and elliptic flow, respectively.

Collective flow generates azimuthal anisotropies also in the angle difference  $\phi_i - \phi_j$  of particle pairs [13],

$$\frac{dN_{\text{pairs}}}{d\phi_i d\phi_j} = B \sum_{n=1}^{\infty} (1 + 2p_n \cos(n(\phi_i - \phi_j))) : \quad (2)$$

Here,  $B$  denotes the integrated inclusive pair yield. In case of pure collective flow, the Fourier coefficients  $p_n = \langle \cos(n(\phi_i - \phi_j)) \rangle$  are given by, [14]

$$p_n = v_n(\phi_{T,i}; \phi_{T,i}) v_n(\phi_{T,j}; \phi_{T,j}) : \quad (3)$$

## III. PAIR DISTRIBUTIONS IN WHEN THE TRIGGER PARTICLE IS DETECTED AT FIXED ANGLE RELATIVE TO THE EVENT PLANE

We introduce conditional two-particle correlations in the transverse plane for which one of the particles, usually referred to as the trigger particle, is detected within

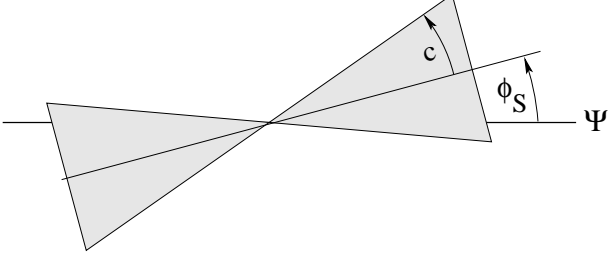


FIG. 1: The region  $R$  is made up of bisectors of half-angle  $c$  that intersect the reaction plane at angle  $\phi_S$ , modulo  $\pi$ .

some bisector  $R$  at fixed orientation with respect to the reaction plane, see Fig. 1. We note that experiments envisioned are unable to distinguish between ‘upward’ or ‘downward’ of the reaction plane and therefore Fig. 1 should be thought supplemented by one in which the sectors are reflected by the reaction plane, i.e. in which  $\phi_S$  is replaced by  $\phi_S + \pi$ .

The  $n$ -th harmonic of the pair distribution, before given by Eq. (3), is expressed as

$$p_n^R = v_n(p_T; y) v_n^R(p_T; y); \quad (4)$$

To simplify the notations, we have assumed that both particles are detected in the same  $p_T$  and  $y$  interval, but it is straightforward to generalize our results for the case when trigger particle and the associated particle are chosen from different rapidity and transverse momentum regions. Here,  $v_n^R = \langle \cos(n(\phi - \phi_S)) \rangle^R$  is the  $n$ -th harmonic coefficient of the single-particle distribution of Eq. (1), albeit the average over  $\phi$  of the trigger particle is taken only over the restricted region  $R$ . We derive now explicit analytic expressions for  $v_2^R$  and the pair yield  $B^R$  for elliptic flow when the trigger particle is confined to a bisector oriented with angle  $\phi_S$  to the reaction plane, and then specialize to in-plane and out-of-plane conditions. We proceed in two steps, first for ideal case, then for finite resolution in the reconstructed event plane.

#### A. Ideal case. Reaction plane is known.

Let the trigger particle be confined in the transverse plane to the bisectors depicted in Fig. 1. The  $n$ -th Fourier coefficient of the trigger particle distribution, assuming it is originally given by Eq. (1), is

$$v_n^R = \langle \cos(n(\phi - \phi_S)) \rangle^R = \frac{\int_R (1 + \sum_{k=2}^P 2v_k \cos(k(\phi - \phi_S))) \cos(n(\phi - \phi_S)) d(\phi - \phi_S)}{\int_R (1 + \sum_{k=2}^P 2v_k \cos(k(\phi - \phi_S))) d(\phi - \phi_S)}; \quad (5)$$

Integrating over  $R$  from  $\phi_S - c$  to  $\phi_S + c$  results in

$$v_n^R = \frac{2v_n c + \frac{2}{n} \cos(n\phi_S) \sin(nc) + \sum_{k \neq n}^P \frac{2v_k}{k-n} \cos((k-n)\phi_S) \sin((k-n)c) + \sum_k^P \frac{2v_k}{k+n} \cos((k+n)\phi_S) \sin((k+n)c)}{2c + \sum_{k \text{ even}}^P \frac{4v_k}{k} \cos(k\phi_S) \sin(kc)}; \quad (6)$$

Only terms with even  $k$  contribute to the sum in the denominator. For coefficients  $v_n$  of even or odd order, only terms which are also even or odd in  $k$ , respectively, contribute in the numerator.

Spatial conditions on the trigger particle also modify the integrated pair yield. We express the conditional two-particle yield as

$$B^R = \frac{2c}{B} B^R; \quad (7)$$

which can be understood as a product of two single-particle yields:  $\frac{2c}{B}$  for the associated particle, and the remainder for the trigger particle. The quantity  $B^R$  accounts for the modification of the yield due to collective

flow and is given by

$$B^R = \frac{\int_R (1 + \sum_{k \text{ even}}^P 2v_k \cos(k(\phi - \phi_S))) d(\phi - \phi_S)}{\int_R d(\phi - \phi_S)}; \quad (8)$$

Integrating we obtain

$$B^R = \frac{2c + \sum_{k \text{ even}}^P \frac{4v_k}{k} \cos(k\phi_S) \sin(kc)}{2c}; \quad (9)$$

In the following we restrict ourselves to elliptic flow ( $n=2$ ). Neglecting terms with  $n \geq 4$ , we obtain

$$v_2^R = \frac{2v_2 c + \cos(2\phi_S) \sin(2c) + \frac{v_2}{2} \cos(4\phi_S) \sin(4c)}{2c + 2v_2 \cos(2\phi_S) \sin(2c)}; \quad (10)$$

and

$$R = 1 + \frac{v_2}{c} \cos(2\phi_s) \sin(2c): \quad (11)$$

If the trigger particle is confined to regions  $\phi_R < \phi_s < \phi_R + 4$  ( $\phi_s = 0$ , 'in-plane'), and  $\phi_R < \phi_s < \phi_R + 3$  ( $\phi_s = \pi/2$ , 'out-of-plane'), respectively, Eq. (10) simplifies to

$$v_2^{\text{in}} = \frac{v_2 + 2}{4v_2}; \quad v_2^{\text{out}} = \frac{v_2 - 2}{4v_2}: \quad (12)$$

The pair yields under these conditions are

$$B^{\text{in}} = \frac{B}{2} \left( 1 + \frac{4v_2}{2} \right); \quad B^{\text{out}} = \frac{B}{2} \left( 1 - \frac{4v_2}{2} \right) \quad (13)$$

which add up to  $B$  as both regions cover together the full azimuth.

The azimuthal distributions for in and out-of-plane conditions are obtained by inserting the corresponding expressions for  $v_2^R$  into Eq. (4) and then  $p_2^R$  and  $B^R$  into Eq. (2). The normalized in-plane and out-of-plane

distributions for  $v_2 = 0.1$  are displayed in Fig. 2 (full line). The out-of-plane distribution is shifted in phase by  $\pi/2$  compared to the in-plane distribution: instead of peaks at  $\phi = 0$  and  $\phi = \pi$  peaks show up at  $\phi = \pi/2$  and  $3\pi/2$ . The sign of  $v_2^{\text{out}}$  is negative. Both curves touch at level  $(B/2)(1 - 2v_2^2)$ .

#### B. Finite event plane resolution

The direction of the true reaction plane  $\phi_R$  is not available experimentally. An estimator for the reaction plane, often called the event plane,  $\phi_E$ , is determined event-by-event using the anisotropic flow itself [4]. How close on average the event plane is to the true reaction plane is determined by the resolution, usually quantified by  $\cos(n\phi_E - n\phi_R)$ , where  $\phi_E = \phi_R$ .

Let us now calculate how the finite event plane resolution modifies Eq. (6). For that, we should change the limits of integration in Eq. (5) to  $[\phi_s - c; \phi_s + c]$ , and integrate over the probability distribution of  $\phi_R$ . For the case of the  $n$ -th Fourier harmonic, we can write:

$$v_n^R = \frac{\int_{\phi_s - c}^{\phi_s + c} \int_{\phi_R} (1 + 2v_n \cos(n(\phi_R - \phi_s))) \cos(n(\phi_R - \phi_s)) d\phi_R d\phi_s}{\int_{\phi_s - c}^{\phi_s + c} \int_{\phi_R} (1 + 2v_n \cos(n(\phi_R - \phi_s))) d\phi_R d\phi_s}: \quad (14)$$

After integration we obtain:

$$\begin{aligned} v_n^R = & \frac{1}{2c + \sum_{k \text{ even}} \frac{4v_k}{k} \cos(k\phi_s) \sin(kc) \text{hcos}(k\phi_s)} \left[ 2v_n c + \frac{2}{n} \cos(n\phi_s) \sin(nc) \text{hcos}(n\phi_s) \right] \\ & + \sum_{k \neq n} \frac{2v_k}{k - n} \cos((k - n)\phi_s) \sin((k - n)c) \text{hcos}((k - n)\phi_s) \\ & + \sum_k \frac{2v_k}{k + n} \cos((k + n)\phi_s) \sin((k + n)c) \text{hcos}((k + n)\phi_s); \end{aligned} \quad (15)$$

where the angular brackets indicate averaging over the  $\phi_R$  distribution function. In analogy, we can write

$$\tilde{v}_n^R = \frac{\int_{\phi_s - c}^{\phi_s + c} \int_{\phi_R} (1 + 2v_n \cos(n(\phi_R - \phi_s))) d\phi_R d\phi_s}{\int_{\phi_R} d\phi_R}: \quad (16)$$

After integration we obtain:

$$\tilde{v}_n^R = \frac{2c + \sum_{k \text{ even}} \frac{4v_k}{k} \cos(k\phi_s) \sin(kc) \text{hcos}(k\phi_s)}{2c}: \quad (17)$$

In the following we restrict ourselves again to elliptic flow ( $n = 2$ ) only, and neglecting terms with  $n \neq 4$ , we obtain

$$v_2^R = \frac{2v_2 c + \cos(2\phi_s) \sin(2c) \text{hcos}(2\phi_s) + \frac{v_2}{2} \cos(4\phi_s) \sin(4c) \text{hcos}(4\phi_s)}{2c + 2v_2 \cos(2\phi_s) \sin(2c) \text{hcos}(2\phi_s)}; \quad (18)$$

and

$$\tilde{v}_2^R = 1 + \frac{v_2}{c} \cos(2\phi_s) \sin(2\phi) \cos(2\phi_i); \quad (19)$$

Imposing in addition the in-plane and out-of-plane particle selections defined in the previous section, Eq. (12), taking into account the finite event plane resolution, is modified to

$$\begin{aligned} v_2^{\text{in}} &= \frac{v_2 + 2\cos(2\phi_i)}{1 + 4v_2\cos(2\phi_i)}; \\ v_2^{\text{out}} &= \frac{v_2 - 2\cos(2\phi_i)}{1 - 4v_2\cos(2\phi_i)}; \end{aligned} \quad (20)$$

and Eq. (13) to

$$\begin{aligned} B^{\text{in}} &= \frac{B}{2} \left( 1 + \frac{4v_2}{1} \cos(2\phi_i) \right); \\ B^{\text{out}} &= \frac{B}{2} \left( 1 - \frac{4v_2}{1} \cos(2\phi_i) \right); \end{aligned} \quad (21)$$

respectively. We observe (cf. Fig. 2, dashed line) that the magnitude of the elliptic anisotropy is reduced for finite event plane resolution. The normalized background parameters  $B^{\text{in}}=B$  and  $B^{\text{out}}=B$  approach the value of 0.5. Both are consequences of the finite event plane resolution which causes the in-plane region to receive also ‘negative’ contributions from the out-of-plane region, and vice versa.

Fig. 3 shows a comparison of the dependence of the  $p^{\text{in}}, p^{\text{out}}, B^{\text{in}}$  and  $B^{\text{out}}$  parameters on the elliptic flow anisotropy  $v_2$  in more detail both for the ideal reaction

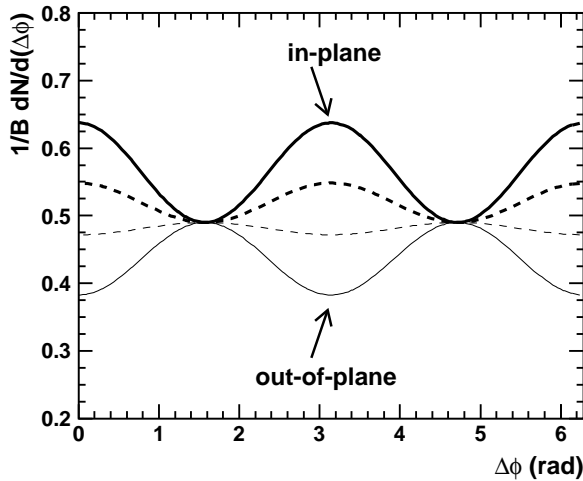


FIG. 2: In-plane and out-of-plane correlation functions for ideal reaction plane (full lines), and for finite event plane resolution ( $\cos(2\phi_i) = 0.3$ ) (dashed lines). The trigger particle is correlated to bi-sectors with axes  $\phi_s$  pointing along the reaction plane ( $\phi_s = 0$ ) and perpendicular to it ( $\phi_s = \pm \pi/2$ ), respectively. The magnitude of elliptic flow is  $v_2 = 10\%$ .

plane (line) and the reconstructed event plane (circles). For the latter case the reaction plane resolution was chosen to be  $\cos(2\phi_i) = 0.3$ . Note that very large  $v_2$  and small  $\cos(2\phi_i)$  could lead to the situation of  $v_2^{\text{out}} > 0$ , and the phases of in-plane and out-of-plane distributions, Fig. 2, would be the same.

#### IV. SUMMARY AND OUTLOOK

We have presented the general expressions for the two particle correlations due to anisotropic flow for the case when one of the particles, referred to as the trigger particle, is detected at fixed angles relative to the reaction plane. Analytical formulae are given for two cases, an ideal case when the reaction plane is exactly known in every event, and for the case of finite reaction plane resolution. For the so called in-plane and out-of-plane conditions, we find that the correlation functions are shifted in phase by  $\pi/2$  for realistic values of elliptic flow of the trigger particle and the reaction plane resolution. This and the increase in modulation amplitude ‘in-plane’ compared to ‘out-of-plane’ is easily visualized by the fact that the trigger particle scans the peak region of the elliptic flow pattern in the first case, but the valley in the second.

We foresee that the results presented in this paper will

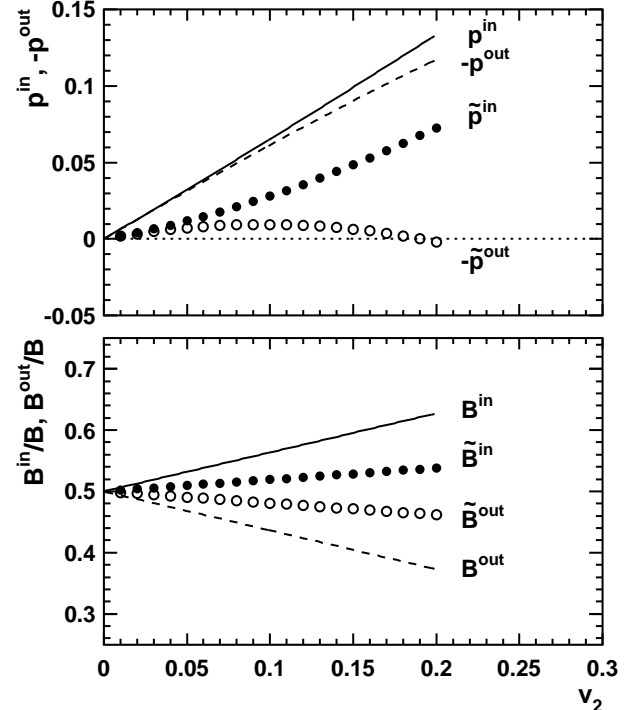


FIG. 3: Dependence of the in-plane and out-of-plane coefficients  $p$  of Eq. (4) and  $B$  on the elliptic flow anisotropy  $v_2$ . Lines represent correlation to the ideal reaction plane, points correlations to the reconstructed event plane with finite resolution of  $\cos(2\phi_i) = 0.3$ .

allow to disentangle non-flow generic two-particle correlations, like those due to jets and analyze how such correlation depend on the orientation of the jet with respect to the reaction plane.

interest and support by Johanna Stachel.

#### Acknowledgments

One of us (J.B.) gratefully acknowledges continuous

- 
- [1] J.-Y. Ollitrault, Phys. Rev. D 46, 229 (1992); Phys. Rev. D 48 1132 (1993).
  - [2] E877 Collaboration, J. Barrette et al., Phys. Rev. Lett. 70, 2996 (1993); Phys. Rev. C 55, 1420 (1997); Phys. Rev. C 56, 3254 (1997).
  - [3] NA49 Collaboration, H. Appelshauser et al., Phys. Rev. Lett. 80, 4136 (1998); C. Alt et al., Phys. Rev. C 68, 034903 (2003).
  - [4] CERES/NA45 Collaboration, G. Agakichiev et al., nucl-ex/0303014.
  - [5] STAR Collaboration, K. H. Ackermann et al., Phys. Rev. Lett. 86, 402 (2001); C. Adler et al., Phys. Rev. Lett. 87, 182301 (2001).
  - [6] PHENIX Collaboration, K. Adcox et al., Phys. Rev. Lett. 89, 212301 (2002); R. A. Lacey et al., Nucl. Phys. A 698, 559 (2002); S. S. Adler, nucl-ex/0305013.
  - [7] PHOBOS Collaboration, B. B. Back et al., Phys. Rev. Lett. 89, 222301 (2002);
  - [8] S. A. Voloshin and W. E. Cleland, Phys. Rev. C 53, 896 (1996); Phys. Rev. C 54, 3212 (1996); U. W. Heinz, A. Hummel, M. A. Lisa and U. A. Wiedemann, Phys. Rev. C 66, 044903 (2002).
  - [9] M. A. Lisa, U. W. Heinz and U. A. Wiedemann, Phys. Lett. B 489, 287 (2000).
  - [10] E895 Collaboration, M. A. Lisa et al., Phys. Lett. B 496, 1 (2000).
  - [11] M. Gyulassy and M. Plümer, Phys. Lett. B 243, 432 (1990); X. N. Wang and M. Gyulassy, Phys. Rev. Lett. 68, 1480 (1992).
  - [12] S. Voloshin and Y. Zhang, Z. Phys. C 70, 665 (1996).
  - [13] S. Wang, Y. Z. Jiang, Y. M. Liu, D. Keane, D. Beavis, S. Y. Chu, S. Y. Fung, M. Vient, C. Hartnack, and H. Stocker, Phys. Rev. C 44, 1091 (1991).
  - [14] A. M. Poskanzer and S. A. Voloshin, Phys. Rev. C 58, 1671 (1998).