

Does the $\Sigma(1580)\frac{3}{2}^-$ resonance exist?

J. Olmsted,^{1,*} S. Prakhov,² D. M. Manley,¹ C. E. Allgower,^{3,*} V. S. Bekrenev,⁴ W. J. Briscoe,⁵
M. Clajus,² J. R. Comfort,⁶ K. Craig,⁶ D. Grosnick,⁷ D. Isenhower,⁸ N. Knecht,⁹ D. D. Koetke,⁷
N. G. Kozlenko,⁴ S. Kruglov,⁴ A. A. Kulbardis,⁴ G. Lolos,⁹ I. V. Lopatin,⁴ R. Manweiler,⁷ A. Marušić,^{2,†}
S. McDonald,^{2,‡} B. M. K. Nefkens,² Z. Papandreou,⁹ D. C. Peaslee,¹⁰ N. Phaisangittisakul,²
J. W. Price,² A. F. Ramirez,⁶ M. Sadler,⁸ A. Shafi,⁵ H. Spinka,³ T. D. S. Stanislaus,⁷
A. Starostin,² H. M. Staudenmaier,¹¹ I. I. Strakovsky,⁵ I. Supek,¹² and W. B. Tippens^{2,§}

(Crystal Ball Collaboration)

¹Kent State University, Kent, OH 44242-0001

²University of California Los Angeles, Los Angeles, CA 90095-1547

³Argonne National Laboratory, Argonne, IL 60439-4815

⁴Petersburg Nuclear Physics Institute, Gatchina, Russia 188350

⁵The George Washington University, Washington, D.C. 20052-0001

⁶Arizona State University, Tempe, AZ 85287-1504

⁷Valparaiso University, Valparaiso, IN 46383-6493

⁸Abilene Christian University, Abilene, TX 79699-7963

⁹University of Regina, Saskatchewan, Canada S4S 0A2

¹⁰University of Maryland, College Park, MD 20742-4111

¹¹Universität Karlsruhe, Karlsruhe, Germany 76128

¹²Rudjer Bošković Institute, Zagreb, Croatia 10002

(Dated: May 22, 2019)

Precise new data for the reaction $K^-p \rightarrow \pi^0\Lambda$ are presented in the c.m. energy range 1565 to 1600 MeV. Our analysis of these data sheds new light on claims for the $\Sigma(1580)\frac{3}{2}^-$ resonance, which (if it exists with the specified quantum numbers) must be an exotic baryon because of its very low mass. Our results are decisive and show no evidence for this state.

PACS numbers: 11.80.Et, 13.30.Eg, 13.75.Jz, 14.20.Jn

The $\Sigma(1580)\frac{3}{2}^-$ resonance was first reported in 1973 as a narrow $I = 1$ structure in a preliminary analysis of high statistics measurements of K^-p and K^-d total cross sections [1]. It was subsequently observed in $K^-p \rightarrow \pi^0\Lambda$ by Litchfield who identified it as a $\frac{3}{2}^-$ state with mass 1582 ± 4 MeV, width 11 ± 4 MeV, and amplitude at resonance 0.10 ± 0.02 [2]. For his analysis, Litchfield used the only experimental data then available in the c.m. energy range 1560 to 1600 MeV, which were the bubble-chamber measurements of Armenteros *et al.* [3]. Some details of his analysis will be presented below. The final analysis of the total K^- -nucleon total cross sections yielded mass 1583 ± 4 MeV, width 15 MeV, and $(J + 1/2)x = 0.06$, where x is the $\overline{K}N$ branching fraction [4].

The $\Sigma(1580)\frac{3}{2}^-$ resonance, if confirmed, would be of strong theoretical interest because it *cannot* be accommodated as an ordinary q^3 state due to its very low mass. More specifically, this state would necessarily be the lowest Σ^* with $J^P = \frac{3}{2}^-$. One expects such a state to be the octet partner of the $N(1520)\frac{3}{2}^-$. However, that partner is well established as the $\Sigma(1670)\frac{3}{2}^-$, in good agreement with quark-model predictions [5]. The next Σ^* with the right quantum numbers is expected to lie about 100 MeV *higher* than the $\Sigma(1670)\frac{3}{2}^-$. Therefore, confirmation of the $\Sigma(1580)\frac{3}{2}^-$ would provide evidence for the first exotic baryon resonance.

Two bubble-chamber experiments [6, 7] that studied the analog reaction $K_L^0 p \rightarrow \pi^+\Lambda$ were performed subsequent to Litchfield's analysis. The results of these two experiments did not *require* the $\Sigma(1580)\frac{3}{2}^-$ but neither was it ruled out. In this Letter, we present precise new experimental results of the $K^-p \rightarrow \pi^0\Lambda$ reaction in the c.m. energy range 1565 to 1600 MeV.

Our measurements of the $K^-p \rightarrow \pi^0\Lambda$ reaction were conducted at Brookhaven National Laboratory (BNL) with the Crystal Ball (CB) multiphoton spectrometer, which was installed in the C6 beam line of the Alternating Gradient Synchrotron [8]. The experiment was performed with a momentum-analyzed K^- beam incident on a 10-cm-long liquid hydrogen target located in the center of the CB. While measurements were performed at eight different beam momenta, this Letter reports only on the lowest three momenta: 514, 560, and 581 MeV/ c . We plan a more extensive report on the full data set at a later date.

The Crystal Ball consists of 672 optically isolated NaI(Tl) crystals, shaped like truncated triangular pyramids and arranged in two hemispheres that cover 93% of 4π steradians. The event trigger was a coincidence of the beam trigger and a CB signal that required the total energy deposited in the crystals to exceed some threshold. Our trigger for neutral events required, in addition, that there was no corresponding signal from the sys-

tem of scintillation counters surrounding the target. We achieved a typical energy resolution for electromagnetic showers in the CB of $\Delta E/E = 0.020/E[\text{GeV}]^{0.36}$. Shower directions were measured with a resolution in θ , the polar angle with respect to the beam axis, of $\sigma_\theta = 2^\circ\text{--}3^\circ$ for photon energies in the range 50 to 500 MeV, assuming that the photons were produced in the hydrogen target. The resolution in ϕ was $2^\circ/\sin\theta$. Our resolution for the momentum determination of individual beam particles was about 0.6%, whereas the uncertainty of the mean momentum of the beam on target was about 0.3%. The momentum divergence of the kaon beam on target was about 2%. More details on the CB apparatus, trigger conditions, and the absolute cross-section determination can be found in Refs. [9, 10, 11].

The Λ hyperon was identified by its decay into $\pi^0 n$. To select candidates for the reaction

$$K^- p \rightarrow \pi^0 \Lambda \rightarrow \pi^0 \pi^0 n \rightarrow 4\gamma n, \quad (1)$$

we used the neutral 4- and 5-cluster events. A “cluster” is a group of neighboring crystals in which energy is deposited from a single-photon electromagnetic shower. The neutral clusters have a 20-MeV threshold in software and were analyzed as single photons. We assumed that all photons produced electromagnetic showers in the CB and that the neutron was either the missing particle (for 4-cluster events) or that it was detected by the CB.

The hypothesis of reaction (1) was tested by a kinematic fit for all possible pairing combinations of four photon clusters to yield two π^0 's, with one of them being the π^0 from the Λ decay. The measured parameters in the kinematic fit included five for the beam particle (momentum, θ_X and θ_Y angles, and X and Y coordinates on the target) and three for each photon cluster (energy, θ and ϕ angles). When the neutron was the missing particle, its energy and θ and ϕ angles were free parameters of the fit. If the neutron was detected by the CB, its θ and ϕ angles were used as the measured parameters. The Z coordinate of the primary vertex and the decay length of the Λ were also free parameters of the kinematic fit. Since we have three constraints on the masses of the two π^0 's and the Λ , in addition to the four main constraints of the kinematic fit (energy and 3-momentum conservation), the total number of constraints in the hypothesis of reaction (1) is seven. The effective number of constraints is this total less the number of free parameters of the fit; it results in 2-C and 4-C fits for 4- and 5-cluster events, respectively. In the case of 4-cluster events, we have three possible pairing combinations to yield the two π^0 's; this becomes six combinations when we further allow the choice of each π^0 to be from the Λ decay. For 5-cluster events, the number of pairing combinations is five times larger, as the neutron is also involved in the cluster permutations.

Those events in which at least one pairing combination satisfied our hypothesis at the 5% C.L. (*i.e.*, with

probability $> 5\%$) were accepted for further analysis. The pairing combination with the largest confidence level was used to reconstruct the kinematics of the reaction. Additional selection criteria (on the primary vertex, the decay length of the Λ , and confidence level of other possible hypotheses) were also applied for better suppression of background processes. The largest background turned out to be from processes that were not kaon beam interactions in the liquid hydrogen target. The major part of these background events were K^- decays in the beam. Such events were analyzed with “empty-target” samples and then were subtracted from the experimental distributions. These events did not survive the kinematic fit C.L. plus other selection criteria. The fraction of this background subtracted from the selected events of reaction (1) comprises 6–9%. Another significant background could arise from the misidentification of $K^- p \rightarrow K_S^0 n \rightarrow \pi^0 \pi^0 n \rightarrow 4\gamma n$ events as our $K^- p \rightarrow \pi^0 \Lambda$ reaction. To suppress this background, we fitted our events to both the $K^- p \rightarrow \pi^0 \Lambda$ and $K^- p \rightarrow K_S^0 n$ hypotheses and applied the following selection criterion on the largest probabilities of the kinematic fits: $P(K^- p \rightarrow \pi^0 \Lambda) > 2 \times P(K^- p \rightarrow K_S^0 n)$. This enabled us to decrease the $K_S^0 n$ background to a level less than 4%. Background from $K^- p \rightarrow \pi^0 \Sigma^0 \rightarrow \pi^0 \gamma \Lambda \rightarrow 5\gamma n$ events was found to be less than 2%. In further analysis, we neglected this small remaining background from the $K_S^0 n$ and $\pi^0 \Sigma^0$ events. The experimental number of the selected events was 3539, 6741, and 10046 for beam momenta of 514, 560, and 581 MeV/ c , respectively. About 20% of these events were reconstructed from the 5-cluster sample (*i.e.*, with the neutron detected in the CB). The combinatorial background in our $K^- p \rightarrow \pi^0 \Lambda$ events was estimated to be not larger than 1–2%. Reconstructed $\pi^0 \Lambda$ events comprised about 0.2% of all neutral-trigger events collected in the given momentum range.

Acceptance corrections were based on a Monte Carlo simulation of the $K^- p \rightarrow \pi^0 \Lambda \rightarrow \pi^0 \pi^0 n$ reaction for each momentum, which was performed according to phase space by using the experimental beam-trigger events as input for kaon beam distributions. The CB neutral trigger and resolution conditions for data sets of each beam momentum were properly reproduced by the Monte Carlo simulations. Our mean detection efficiency for the $K^- p \rightarrow \pi^0 \Lambda \rightarrow \pi^0 \pi^0 n$ events was about 28%. For the calculation of the cross sections, we used the PDG branching ratio for the $\Lambda \rightarrow \pi^0 n$ decay of 0.358 ± 0.005 [12]. The effective proton density in the target times the effective target length was $(4.05 \pm 0.08) \times 10^{-4} \text{ mb}^{-1}$. An additional systematic uncertainty in the obtained cross sections, which comes mostly from the calculation of the kaon beam monitor number and from the evaluation of the fraction of useful events lost due to pile-up in the CB, was estimated to be less than 7%. This contribution was not included in the quoted final uncertainty. The pile-up events (clusters) were easily removed using the measured

TDC information. Discussion of the physical background subtraction can be found in a CB internal report [13].

The polarization of the Λ was measured via its decay asymmetry:

$$P(\cos \theta) = 3 \left(\sum_{i=1}^{N(\theta)} \cos \xi_i \right) / (\alpha_\Lambda N(\theta)) . \quad (2)$$

Here θ refers to the direction of the outgoing π^0 (not from Λ decay) with respect to the incident K^- meson in the c.m. system. $N(\theta)$ is the total number of $K^-p \rightarrow \pi^0\Lambda$ events in the $\cos \theta$ bin, and $\alpha_\Lambda = +0.65$ is the Λ decay asymmetry parameter. The angle ξ was defined for the i -th event in the $\cos \theta$ bin by $\cos \xi = \hat{\mathbf{N}} \cdot \hat{\mathbf{n}}$, where $\hat{\mathbf{n}}$ is a unit vector in the direction of the decay neutron (in the Λ rest frame) and $\hat{\mathbf{N}}$ is a unit vector normal to the production plane: $\hat{\mathbf{N}} = (\hat{\mathbf{K}}^- \times \hat{\boldsymbol{\pi}}^0) / |\hat{\mathbf{K}}^- \times \hat{\boldsymbol{\pi}}^0|$. Finally, the vectors $\hat{\mathbf{K}}^-$ and $\hat{\boldsymbol{\pi}}^0$ are unit vectors in the direction of the incident K^- and the outgoing π^0 meson, respectively.

For the comparisons required in this work, it was necessary to rebin our data into smaller momentum intervals. Data at the beam momentum 514 MeV/c were rebinned into two intervals with mean momenta of 506 and 523 MeV/c. Data at 560 MeV/c were rebinned into three intervals (544, 560, and 576 MeV/c), and data at 581 MeV/c were rebinned into two intervals (571 and 591 MeV/c). Figure 1 shows our representative data for $d\sigma/d\Omega$ and the Λ polarization in $K^-p \rightarrow \pi^0\Lambda$ at 571 MeV/c. Our measurements are in good agreement with older measurements [3], although our results are of much higher statistical precision. In particular, our results for the Λ polarization are a dramatic improvement over older measurements [8].

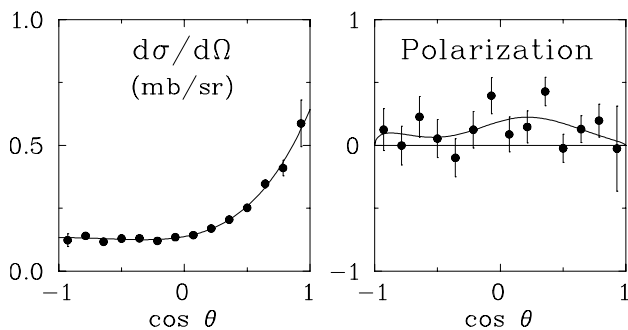


FIG. 1: Differential cross section (left panel) and the induced Λ polarization (right panel) for $K^-p \rightarrow \pi^0\Lambda$ at 571 MeV/c. Only statistical uncertainties are shown. The curves show the results of fitting our data by using the expansions in Eqs. (4) and (5) with terms up to $L = 4$, as described in the text.

The differential and transversity cross sections (Λ polarization times differential cross section) were expanded in terms of Legendre polynomials and associated Legendre

functions, in the usual way:

$$\frac{d\sigma}{d\Omega} = \lambda^2 A_0 \sum_{L=0}^N (A_L/A_0) P_L(\cos \theta) , \quad (3)$$

$$P \frac{d\sigma}{d\Omega} = \lambda^2 A_0 \sum_{L=1}^N (B_L/A_0) P_L^1(\cos \theta) . \quad (4)$$

Coefficients with $L > 4$ were consistent with zero.

Figures 2 and 3, respectively, show experimentally determined values (open circles) of the A_L/A_0 and B_L/A_0 coefficients from the analysis of Litchfield [2]. Our new results are shown by solid squares. Open squares denote the $K_L^0 p \rightarrow \pi^+ \Lambda$ measurements by Cameron *et al.* [7]. Older $K_L^0 p \rightarrow \pi^+ \Lambda$ results by Engler *et al.* [6] are not shown since they have comparable precision to those from the Litchfield analysis and do little to resolve the issue. Table I gives our results for the fitting coefficients shown in Figs. 2 and 3. The dashed curves in the figures show the results of Litchfield's first fit to the measured coefficients determined from the rebinned data of Armenteros *et al.* [3]. This fit was made with constant S11, P11, and P13 amplitudes together with the tails of the D13 $\Sigma(1660)$ and D15 $\Sigma(1765)$ resonances. The solid curves show Litchfield's second fit, which added a resonant D13 amplitude. The parameters of the added D13 resonance were found to be $M = 1582 \pm 4$ MeV, $\Gamma = 11 \pm 4$ MeV, and $\sqrt{x x'} = 0.10 \pm 0.02$. It is evident from these figures that our results disagree strikingly with the solid curves that reflect inclusion of the $\Sigma(1580)\frac{3}{2}^-$ resonance. More generally, our results show no rapid variation to suggest the presence of *any* narrow resonance in the c.m. energy range 1570 to 1600 MeV.

We have presented precise new results for the reaction $K^-p \rightarrow \pi^0\Lambda$ spanning the c.m. energy range 1565 to 1600 MeV. Our results are compared with older data and with the partial-wave analysis that introduced the $\Sigma(1580)\frac{3}{2}^-$ resonance. One may use flavor-symmetry arguments or quark-model calculations to rule out such a state as an ordinary q^3 baryon. Our measurements, especially when taken together with the earlier results of Cameron *et al.* [7], *decisively* rule out the existence of the $\Sigma(1580)\frac{3}{2}^-$ state.

This work was supported in part by DOE, NSF, NSERC of Canada, and the Russian Ministry of Science and Technology. We thank SLAC for the loan of the Crystal Ball. The assistance of BNL is also gratefully acknowledged.

* Present address: Indiana University Cyclotron Facility, 2401 Milo B. Sampson Lane, Bloomington, IN 47405.

† Present address: Collider-Accelerator Dept., Brookhaven National Laboratory, Upton, NY 11973.

TABLE I: Fitting coefficients for the low-momentum $d\sigma/d\Omega$ and $P \cdot d\sigma/d\Omega$ data. The incident momentum P_{lab} and c.m. energy E_{CM} are in MeV/c and MeV, respectively.

P_{lab}	E_{CM}	A_0	A_1/A_0	A_2/A_0	A_3/A_0	A_4/A_0	B_1/A_0	B_2/A_0	B_3/A_0	B_4/A_0
506	1565	0.0535(22)	1.157(66)	0.77(11)	0.29(11)	-0.00(16)	0.132(68)	0.078(66)	0.006(56)	0.017(39)
523	1573	0.0512(21)	1.075(68)	0.73(11)	0.24(11)	-0.07(12)	0.168(70)	0.192(68)	0.074(56)	0.027(42)
544	1582	0.0584(30)	0.885(89)	0.73(14)	0.26(14)	-0.01(14)	0.080(76)	0.175(74)	0.033(60)	0.022(48)
560	1589	0.0588(18)	0.890(53)	0.70(8)	0.33(8)	-0.07(8)	0.103(45)	0.012(43)	-0.025(37)	-0.029(28)
571	1594	0.0626(18)	0.876(50)	0.76(8)	0.30(7)	0.04(8)	0.139(39)	0.051(38)	0.011(32)	-0.014(25)
576	1596	0.0795(38)	0.960(84)	0.91(13)	0.38(13)	0.03(13)	0.171(72)	0.053(67)	0.030(61)	0.004(39)
591	1603	0.0618(18)	0.684(54)	0.70(8)	0.22(8)	-0.10(8)	0.196(41)	0.101(39)	0.045(33)	-0.005(26)

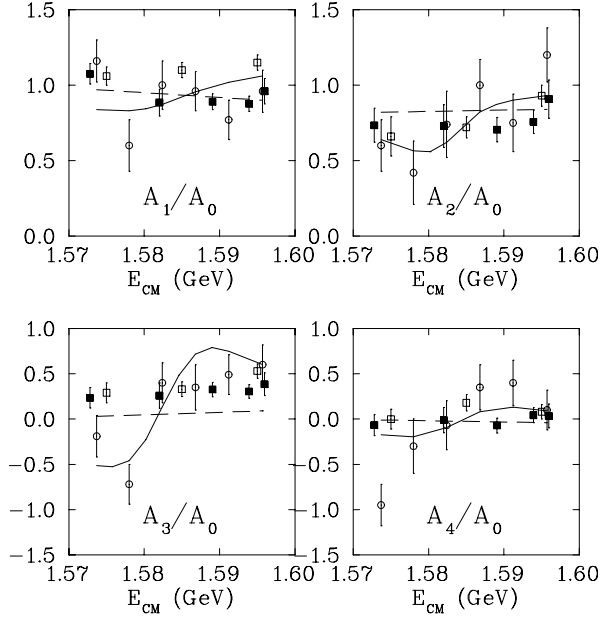


FIG. 2: A_L/A_0 coefficients as a function of c.m. energy (see text).

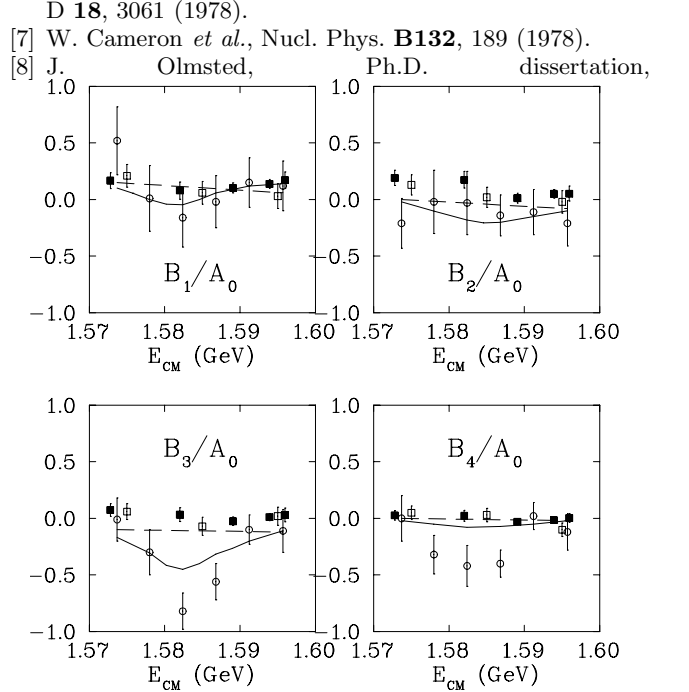


FIG. 3: B_L/A_0 coefficients as a function of c.m. energy (see text).

[†] Present address: TRIUMF, 4004 Wesbrook Mall, Vancouver, B.C., Canada V6T 2A3.

[§] Present address: Nuclear Physics Div., Dept. of Energy, 19901 Germantown Road, Germantown, MD 20874-1290.

- [1] K. K. Li, *Baryon Resonances-73* (Purdue University, West Lafayette, Indiana, 1973), p. 283; A. S. Carroll *et al.*, in *Proceedings of the Ninth International Conference on the Physics of Electronic and Atomic Collisions, Seattle, Washington, 1975*, edited by J. S. Risley and R. Geballe (Univ. of Washington Press, Seattle, 1975), p. 376.
- [2] P. J. Litchfield, Phys. Lett. **51B**, 509 (1974).
- [3] R. Armenteros *et al.*, Nucl. Phys. **B21**, 15 (1970).
- [4] A. S. Carroll *et al.*, Phys. Rev. Lett. **37**, 806 (1976).
- [5] See, for example, S. Capstick and N. Isgur, Phys. Rev. D **34**, 2809 (1986).
- [6] A. Engler *et al.*, Phys. Lett. **63B**, 231 (1976); Phys. Rev.

- D **18**, 3061 (1978).
- [7] W. Cameron *et al.*, Nucl. Phys. **B132**, 189 (1978).
- [8] J. Olmsted, Ph.D. dissertation, Kent State University (2001): http://bmkn8.physics.ucla.edu/Crystalball/Docs/Latex_ps/thesis_olmsted.pdf.
- [9] A. Starostin *et al.* (Crystal Ball Collaboration), Phys. Rev. C **64**, 055205 (2001).
- [10] W. B. Tippens *et al.* (Crystal Ball Collaboration), Phys. Rev. Lett. **87**, 192001 (2001).
- [11] N. Phaisangittisakul, Ph.D. dissertation, UCLA (2001): http://bmkn8.physics.ucla.edu/Crystalball/Docs/Latex_ps/thesis_nphaisangittisakul.pdf.
- [12] K. Hagiwara *et al.* (Particle Data Group), Phys. Rev. D **66**, Part I, 010001 (2002).
- [13] Crystal Ball Report CB-01-010: <http://bmkn8.physics.ucla.edu/Crystalball/Docs/documentation.htm>.