

$\rho(770)^0$ and $f_0(980)$ Production in Au+Au and pp Collisions at $\sqrt{s_{NN}} = 200$ GeV

Patricia Fachini[†] for the STAR Collaboration^{‡§}

[†] Brookhaven National Laboratory, Bldg. 510A, Upton, NY 11973-5000, USA.

[‡] See Ref. [1] for full collaboration list.

Abstract. Preliminary results on $\rho(770)^0$ and $f_0(980)$ production at mid-rapidity using the mixed-event technique are presented. The ρ^0 and f_0 measurements via their hadronic decay channel in minimum bias pp and peripheral Au+Au collisions at $\sqrt{s_{NN}} = 200$ GeV were performed using the STAR detector at RHIC. This is the first direct measurement of $\rho^0(770) \rightarrow \pi^+\pi^-$ and $f_0(980) \rightarrow \pi^+\pi^-$ in heavy-ion collisions. The ρ^0 mass is transverse momentum dependent and significantly shifted in minimum bias pp and peripheral Au+Au interactions. The modifications of masses, widths and line shapes of short-lived resonances due to phase space and dynamical effects are discussed. The ρ^0/π^- and the f_0/π^- ratios are compared to measurements in pp and e^+e^- interactions at various energies.

§ To whom correspondence should be addressed (pfachini@bnl.gov)

1. Introduction

The measurement of resonances with lifetimes smaller than, or comparable to, the lifetime of the dense matter produced in relativistic heavy-ion collisions provides an important tool for studying the collision dynamics [2]. Physical effects such as thermal weighting of the states [3, 4, 5, 6, 7] and dynamical interactions with matter [5, 7] may modify resonance masses, widths and shapes.

Partial-waves analysis have successfully parameterized $\pi\pi$ scattering [8]. Introducing to the formalism the rescattering of pions, in which $\pi^+\pi^- \rightarrow \rho(770)^0$, the interference between different scattering channels can distort the line shape of resonances [9].

Due to the proximity to the $K\bar{K}$ threshold, the $f_0(980)$ resonance has been interpreted as a $K\bar{K}$ molecule (bound state) [10]. The study of this exotic state might give insight on the strangeness behavior at the various stages of the collision.

Previous measurements of the ρ^0 meson in hadronic Z^0 decays indicate that the ρ^0 line shape is considerably distorted from a relativistic p-wave Breit-Wigner shape, especially at relatively low momentum in multipion systems [11, 12, 13]. A mass shift that may be -30 MeV/ c^2 or larger was observed.

In pp collisions, the ρ^0 meson has been measured at $\sqrt{s} = 27.5$ GeV [14]. This is the only pp measurement used in the hadroproduced ρ^0 mass average reported in [15]. In this measurement, the ρ^0 mass $m_\rho = 0.7626 \pm 0.0026$ GeV/ c^2 was obtained from a fit to a relativistic p-wave Breit-Wigner function times the phase space [14].

Preliminary results from the first measurement of $\rho^0(770)$ and $f_0(980)$ via their hadronic decay channel in minimum bias pp and peripheral Au+Au collisions at $\sqrt{s_{NN}} = 200$ GeV using the STAR (Solenoidal Tracker At RHIC) detector at RHIC are presented.

2. Data Analysis

The main STAR detector consists of a large Time Projection Chamber (TPC) [16] placed inside a uniform solenoidal magnetic field of 0.5 T that provides the measurement of charged particles. About 11 million minimum bias pp events and about 1.2 million events for the 40% to 80% of the hadronic Au+Au cross section at $\sqrt{s_{NN}} = 200$ GeV were used in this analysis. Since the pion daughters from ρ^0 decays originate at the interaction point, only tracks whose distance of closest approach to the primary interaction vertex was less than 3 cm were selected. Charged pions were selected by requiring their energy loss (dE/dx) in the gas of the TPC to be within three standard deviations (3σ) of the expected mean. In order to enhance track quality [17], the daughters were also required to have pseudorapidities $|\eta| < 0.8$ and transverse momenta (p_T) greater than 0.2 GeV/ c .

The ρ^0 and f_0 measurements were performed calculating the invariant mass for each oppositely charge $\pi\pi$ pair in an event. The resulting invariant mass distribution was then compared to a reference distribution calculated from the geometric mean of the invariant mass distributions obtained from $\pi^+\pi^+$ and $\pi^-\pi^-$ pairs from the same event.

The $\pi^+\pi^-$ invariant mass distribution ($M_{\pi\pi}$) and the like-sign reference distribution

were normalized to each other at $M_{\pi\pi} \gtrsim 1.5$ GeV/ c^2 . The resulting raw distributions after subtraction for minimum bias pp and peripheral Au+Au collisions at mid-rapidity ($|y| \leq 0.5$) for a particular p_T bin are shown in Fig. 1. The p_T coverage of the $\pi^+\pi^-$ pair is $0.2 \leq p_T \leq 2.2$ GeV/ c for minimum bias pp and peripheral Au+Au collisions. The hadronic “cocktail” was described as follows. The K_S^0 was fit to a gaussian (dotted line). The ω (light grey line) and $K^*(892)^0$ (dash-dotted line) functions were obtained from the HIJING event generator [18], with the kaon being misidentified as a pion in the case of the K^{*0} . The $\rho^0(770)$ (dashed line), the $f_0(980)$ (dotted line) and the $f_2(1270)$ (dark grey line) were fit to the relativistic Breit-Wigner function (BW) [19] times the Boltzman factor [4, 5, 6, 7] $PS = (M_{\pi\pi} / \sqrt{M_{\pi\pi}^2 + p_T^2}) \cdot \exp(-\sqrt{M_{\pi\pi}^2 + p_T^2}/T)$ that represents the phase space. Here, T is the temperature in which the resonance is emitted [5]. The uncorrected numbers of ρ , f_0 , ω , K_S^0 and f_2 were free parameters in the fit while the K^{*0} fraction was fixed according to the $K^*(892)^0 \rightarrow \pi K$ measurement [20]. The ρ^0 , ω and K^{*0} functions were corrected for the detector acceptance [17]. The solid black line in Fig. 1 is the sum of all the contributions in the hadronic “cocktail”.

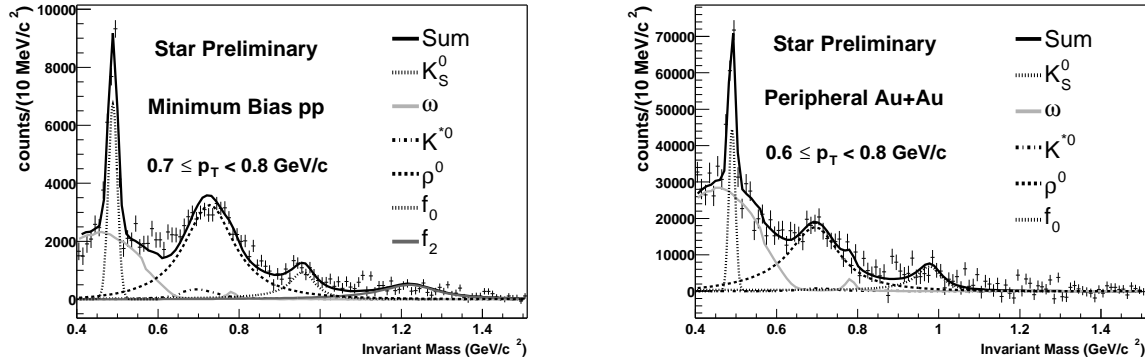


Figure 1. The raw $\pi^+\pi^-$ invariant mass distributions after subtraction of the like-sign reference distribution for minimum bias pp (left) and peripheral Au+Au (right) interactions. In minimum bias pp, the $\pi^+\pi^-$ Bose-Einstein correlation is accounted for and affects only $M_{\pi\pi} < 0.45$ GeV/ c^2 . For this particular p_T bin, the detector efficiency and acceptance correction for the invariant mass region shown is approximately constant and $\sim 25\%$ for minimum bias pp and varies from $\sim 25\%$ to $\sim 35\%$ for peripheral Au+Au collisions.

The ρ^0 mass as a function of p_T for peripheral Au+Au and minimum bias pp interactions are presented in Fig. 2. The ρ^0 mass was obtained by fitting the data to a relativistic p-wave ($\ell = 1$) Breit-Wigner function times the phase space (BW \times PS), represented by the filled circles in Fig. 2. The ρ^0 peak was also fit only to a relativistic p-wave Breit-Wigner function; however, the fit lacked in reproducing the ρ^0 line shape and usually underestimated the position of the peak mainly at low p_T . The ρ^0 meson width was fixed at $\Gamma_0 = 160$ MeV/ c^2 , which is consistent with the ρ^0 natural width [15] folded with the detector resolution. In this measurement, we do not have sensitivity for a systematic study of the ρ^0 width. In Au+Au collisions, the temperature used in

the PS factor was $T = 120$ MeV [5], while in pp $T = 160$ MeV [21]. The ρ^0 mass at mid-rapidity ($|y| \leq 0.5$) for minimum bias pp and peripheral Au+Au collisions at $\sqrt{s} = 200$ GeV increases as a function of p_T and is systematically lower than the value reported by [15]. In addition, the ρ^0 mass measured in peripheral Au+Au collisions is lower than the pp measurement. In this measurement, we do not have sensitivity for a systematic study of the f_0 mass and width. In both minimum bias pp and peripheral Au+Au collisions, the f_0 mass and width were fixed at ~ 980 MeV/ c^2 and 75 MeV/ c^2 , respectively.

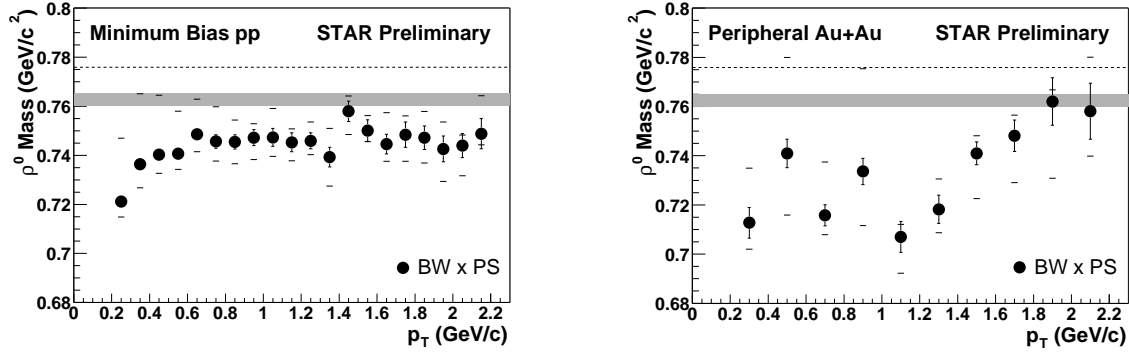


Figure 2. The ρ^0 mass as a function of p_T for minimum bias pp (left) and for peripheral Au+Au (right) collisions. The ρ^0 mass was obtained by fitting the data to the BW \times PS function in the hadronic “cocktail”. The horizontal solid lines represent the systematic uncertainties. The shaded areas depict the ρ^0 mass measured in pp collisions [14]. The dashed lines sketch the average of the ρ^0 mass measured in e^+e^- [15].

The hadronic “cocktail” presented in Fig. 1 depicts our best understanding of the data. However, the correlations near the ρ^0 mass may be of unknown origins, e.g. not well known particles, such as the $f_0(600)$ [15]. The uncorrected number of ω as a free parameter in the hadronic “cocktail” may be accounting for some unknown contributions and causing the apparent increase in the ρ^0/ω ratio between peripheral Au+Au and minimum bias pp interactions. In order to evaluate the systematic uncertainty in the ρ^0 mass due to unknown contributions in the hadronic “cocktail”, the ρ^0 mass was obtained by fitting the peak to the BW \times PS function plus an exponential function representing the unknown contributions. This uncertainty is correlated between minimum bias pp and peripheral Au+Au and corresponds to the main contribution to the systematic uncertainties shown in Fig. 2. The other contribution of ~ 3 MeV/ c^2 corresponds to the uncertainty in measuring the particle momentum. The mass resolution in the TPC is ~ 9 MeV/ c^2 . The ρ^0 mass obtained from the fit using the BW \times PS function plus an exponential function was always higher than the mass obtained from the BW \times PS function in the hadronic “cocktail” fit.

In order to obtain the resonance yield, detector acceptance and efficiency corrections [17] were applied to the uncorrected numbers of ρ^0 and f_0 obtained from the fit to the

BW \times PS function in the hadronic “cocktail”. The $d^2N/(2\pi p_T dp_T dy)$ distributions at mid-rapidity ($|y| < 0.5$) as a function of p_T for minimum bias pp and peripheral Au+Au collisions are depicted in Fig. 3. In pp interactions, a power-law fit was used to extract the ρ^0 and f_0 yields per unit of rapidity. In Au+Au collisions, an exponential fit in $m_T - m_0$ was used to extract the ρ^0 and f_0 yields and the inverse slopes. Here, m_0 is the ρ^0 and f_0 masses reported in [15]. The systematic uncertainty in the ρ^0 and f_0 yields is estimated to be 15% and 50%, respectively for both minimum bias pp and peripheral Au+Au. The systematic errors quoted are due to uncertainties in the tracking efficiency and the normalization between the $M_{\pi\pi}$ and the like-sign reference distributions.

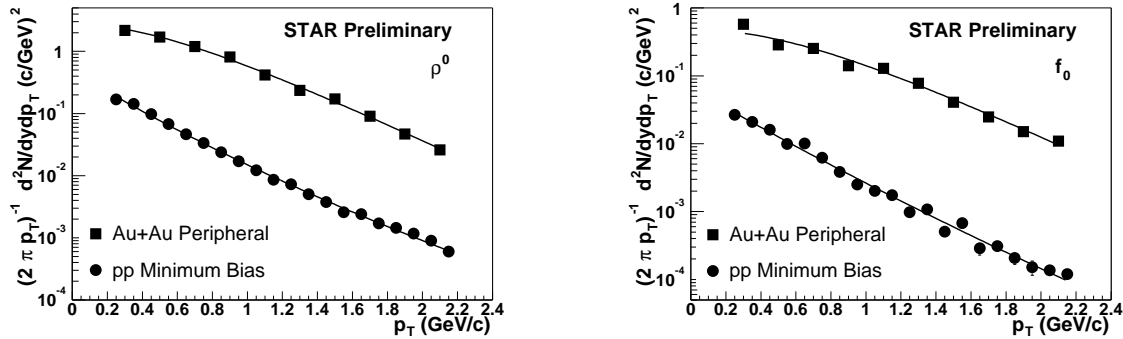


Figure 3. The p_T distributions at mid-rapidity ($|y| < 0.5$) from ρ^0 (left) and f_0 (right) produced in minimum bias pp and peripheral Au+Au collisions. See text for explanation on the functions used to fit the data. The errors shown are statistical only, and they are smaller than the symbols that represent the measurements.

The ρ^0/π^- and f_0/π^- ratios as a function of beam energy for different colliding systems are depicted in Fig. 4. The ρ^0 production slightly increases with beam energy and the ρ^0/π^- ratios for minimum bias pp and peripheral Au+Au interactions are interestingly comparable. In the case of the f_0 , an analysis with smaller uncertainties is necessary for a conclusive statement.

3. Conclusions

We have presented preliminary results on $\rho(770)^0$ and $f_0(980)$ production at mid-rapidity in minimum bias pp and peripheral Au+Au collisions at $\sqrt{s_{NN}} = 200$ GeV. This is the first direct measurement of $\rho^0(770) \rightarrow \pi^+\pi^-$ and $f_0(980) \rightarrow \pi^+\pi^-$ in heavy-ion collisions. The measured ρ^0 mass increases as a function of p_T and is lower than previous measurements reported in [15] by ~ 40 MeV/ c^2 in minimum bias pp and ~ 70 MeV/ c^2 in peripheral Au+Au collisions. The same behavior was observed by the OPAL experiment at LEP [11]. Dynamical interactions with the surrounding matter or the interference between different $\pi^+\pi^-$ scattering channels are possible explanations to the apparent modification of the ρ^0 meson properties. The ρ^0 production slightly increases with beam energy and the ρ/π^- ratios in minimum bias pp and peripheral Au+Au

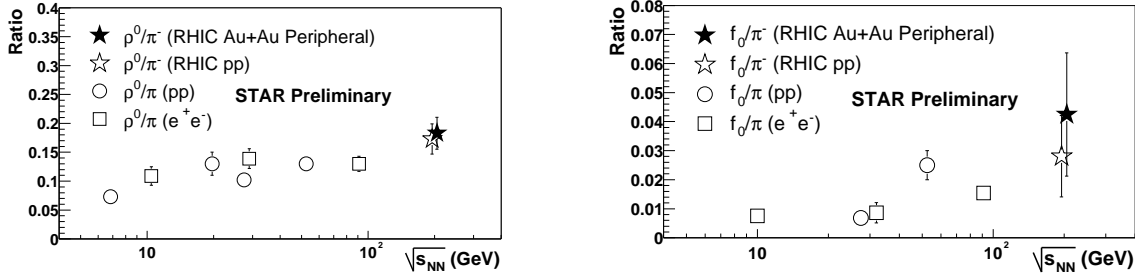


Figure 4. ρ^0/π (left) and f_0/π (right) ratios as a function of beam energy. The ratios from Au+Au collisions correspond to 40-80% of the hadronic cross-section. The ratios are from measurements in e^+e^- collisions at 10.45 GeV [22], 29 GeV [23] and 91 GeV [24] beam energies and pp at 6.8 GeV [25], 19.7 GeV [26], 27.5 GeV [14] and 52.5 GeV [27]. The errors on the ratios at $\sqrt{s_{NN}}=200$ GeV correspond to the quadratic sum of the statistical and systematic errors, and the π^- results are from Ref. [28].

are interestingly comparable. Future measurements of the ρ^0 meson in both leptonic and hadronic channels in pA and different centralities in Au+Au collisions and possibly higher p_T coverage will provide important information on the collision dynamics of relativistic collisions.

References

- [1] H. Caines, These Proceedings.
- [2] R. Rapp and J. Wambach, Adv. Nucl. Phys. **25**, 1 (2000).
- [3] H.W. Barz *et.al.*, Phys. Lett. **B** 265, 219 (1991).
- [4] P. Braun-Munzinger *et.al.*, CERES Int. Note, March 2000, unpublished.
- [5] E.V. Shuryak and G.E. Brown, Nucl. Phys. A **717**, 322 (2003).
- [6] P.K. Kolb and M. Prakash, nucl-th/0301007.
- [7] R. Rapp, hep-ph/0305011.
- [8] G. Grayner *et.al.*, Nucl. Phys. B **75**, 189 (1974).
- [9] R.S. Longacre, nucl-th/0303068.
- [10] J. Weinstein and N. Isgur, Phys. Rev. D **41**, 2236 (1990).
- [11] P.D. Acton *et.al.*, Z. Phys. C **56**, 521 (1992); G.D. Lafferty, Z. Phys. C **60**, 659 (1993).
- [12] K. Ackerstaff *et.al.*, Eur. Phys. J. C **5**, 411 (1998).
- [13] D. Buskulic *et.al.*, Z. Phys. C **69**, 379 (1996).
- [14] M. Aguilar-Benitez *et.al.*, Z. Phys. C **50**, 405 (1991).
- [15] K. Hagiwara *et.al.*, Phys. Rev. D **66**, 010001 (2002).
- [16] K.H. Ackermann *et.al.*, Nucl. Phys. A **661**, 681 (1999).
- [17] C. Adler *et.al.*, Phys. Rev. Lett. **87**, 112303 (2001).
- [18] X.N. Wang and M. Gyulassy, Phys. Rev. D **44**, 3501 (1991).
- [19] C. Adler *et.al.*, Phys. Rev. Lett. **89**, 272303 (2002).
- [20] H. Zhang, These Proceedings.
- [21] F. Becattini and U. Heinz, Z. Phys. C **76**, 269 (1997).
- [22] H. Albrecht *et.al.*, Z. Phys. C **61**, 1 (1994).
- [23] W. Hofmann *et.al.*, Ann. Rev. Nucl. Part. Sci. **38**, 279 (1988).
- [24] P.V. Chliapnikov *et.al.*, Phys. Lett. B **470**, 263 (1999).
- [25] V. Blobel *et.al.*, Phys. Lett. B **48**, 73 (1974).

- [26] R. Singer *et.al.*, Phys. Lett. B **60**, 385 (1976).
- [27] D. Drijard *et.al.*, Z. Phys. C **9**, 293 (1981).
- [28] O. Barannikova and F. Wang, Nucl. Phys. A **715**, 458c (2003).