

Origin of the Isoscaling in Peripheral Nuclear Collisions around the Fermi Energy and a Signal of Chemical Instability from its Temperature Dependence

M. Veselsky,* G. A. Souliotis, and S. J. Yennello

Cyclotron Institute, Texas A&M University, College Station, TX 77843

(Dated: June 10, 2019)

Abstract

The isoscaling is investigated using the fragment yield data from fully reconstructed quasi-projectiles observed in peripheral collisions of ^{28}Si with $^{124,112}\text{Sn}$ at projectile energies 30 and 50 MeV/nucleon. The excitation energy dependence of the isoscaling parameter β' is observed which is independent of beam energy. For a given quasi-projectile produced in reactions with different targets no isoscaling is observed. The isoscaling thus reflects the level of N/Z-equilibration in reactions with different targets represented by the initial quasi-projectile samples. The excitation energy dependence of the isoscaling parameter β' , corrected for the trivial temperature dependence, exhibits a minimum at 4 MeV/nucleon which can be interpreted as a signal for the onset of distillation into isospin asymmetric gas and isospin symmetric liquid phase.

PACS numbers: 25.70.Mn, 25.70.Lm, 25.70.Pq

*On leave of absence from Institute of Physics of the Slovak Academy of Sciences, Bratislava, Slovakia;

Electronic address: veselsky@comp.tamu.edu

I. INTRODUCTION

The isotopic composition of nuclear reaction products provides important information on the reaction dynamics and the possible occurrence of a liquid-gas phase transition, which is supposed to be generated by fluctuations in the proton concentration of asymmetric nuclear matter [1, 2]. The N/Z degree of freedom and its equilibration was studied experimentally in detailed measurements of the isotopic distributions of emitted fragments [3, 4, 5, 6, 7, 8, 9]. Isotopically resolved data in the region $Z=2-8$ have revealed systematic trends, but their N/Z properties are substantially affected by the decay of the excited primary fragments. It has recently been shown [10] that isospin effects can be investigated by comparing the yields of fragments from two similar reactions that differ only in the isospin asymmetry. In this case, the effect of sequential decay of primary fragments can be overcome. For statistical fragment production mechanism(s) in two reactions with different isospin asymmetry, but at the same temperature, the ratio $R_{21}(N,Z)$ of the yields of a given fragment (N,Z) exhibits an exponential dependence on N and Z of the form $R_{21}(N,Z) \propto \exp(\alpha N + \beta Z)$ where α and β are the scaling parameters. This scaling behavior is termed isoscaling [10] and has been observed in a variety of reactions under the conditions of statistical emission and equal temperature [11, 12, 13]. The isoscaling parameters α and β can, in principle, be used to extract information on the early stages of the reaction dynamics and it is of great interest to set this information into proper context.

In this work, we present the results of an isoscaling analysis of fragment yield data [6, 7, 14, 15] reported in earlier publications. The fragment yields were obtained by charged-particle calorimetry of highly excited quasi-projectiles from the reactions of 30 and 50 MeV/nucleon ^{28}Si with $^{124,112}\text{Sn}$ targets. As shown in the experimental paper [7], the angular coverage and granularity of the forward-angle multidetector array FAUST [16] allowed full reconstruction of the hot quasiprojectiles originating from mid-peripheral binary collisions. Excellent description of the fragment observables was obtained using the model of deep-inelastic transfer (DIT) of Tassan-Got and Stefan [17] for the early stage of collisions and the statistical multifragmentation model (SMM) of Botvina et al. [18, 19] for de-excitation. The large N/Z range of quasi-projectiles allowed unique studies of the dependence of fragment observables on quasi-projectile N/Z. An increasingly inhomogeneous N/Z-distribution between light charged particles and heavier fragments was observed with increasing isospin

asymmetry [14]. An exponential scaling of the isobaric ratio $Y(^3\text{H})/Y(^3\text{He})$ with the quasi-projectile N/Z was observed and the temperature was extracted as an inverse value of the logarithmic slope [15]. For a specific quasiprojectile with a given excitation energy, the fragment observables have been independent of target and projectile energy. Such an observation suggests that the occurrence of isoscaling and the magnitude of the effect are determined by the initial sample of hot nuclei created in the early stage of collision. In the present work we examine such an assumption and obtain the characteristics of the isoscaling phenomenon in unique conditions of highly-selective data. Typically, the investigations of isoscaling focused on yields of light fragments with $Z=2-8$ originating from de-excitation of massive hot systems produced using reactions of mass symmetric projectile and target at intermediate energies [10, 11, 12] or by reactions of high-energy light particle with massive target nucleus [13]. In a recent article [20], we report the investigations of isoscaling using the heavy residue data from the reactions of 25 MeV/nucleon ^{86}Kr projectiles with ^{124}Sn , ^{112}Sn and ^{64}Ni , ^{58}Ni targets. Here we present the investigation of the isoscaling phenomenon on the full sample of fragments emitted by the hot quasi-projectile with mass $A=20-30$.

II. RESULTS AND DISCUSSION

According to the equilibrium limit of the grand-canonical ensemble, a thermally equilibrated system undergoing statistical decay can be characterized by a yield of fragments with neutron and proton numbers N and Z [21, 22]:

$$Y(N, Z) = F(N, Z) \exp[B(N, Z)/T] \exp(N\mu_n/T + Z\mu_p/T) \quad (1)$$

where $F(N, Z)$ represents contribution due to the secondary decay from particle stable and unstable states to the ground state; μ_n and μ_p are the neutron and proton chemical potentials; $B(N, Z)$ is the ground state binding energy of the fragment, and T is the temperature.

It has been shown [10], that the ratio $Y_2(N, Z)/Y_1(N, Z)$ of the isotope yields from two different systems, having similar excitation energies and similar masses, but differing only in N/Z , cancels out the effect of secondary decay and provides information about the excited primary fragments. If the main difference between the two systems 2 and 1 is the isospin, then the binding energy terms in Eq. 1 cancel out in the ratio $Y_2(N, Z)/Y_1(N, Z)$ and a

relation of the form

$$R_{21}(N, Z) = Y_2(N, Z)/Y_1(N, Z) = C \exp(\alpha N + \beta Z) \quad (2)$$

can be obtained with $\alpha = \Delta\mu_n/T$ and $\beta = \Delta\mu_p/T$, with $\Delta\mu_n$ and $\Delta\mu_p$ being the differences in the neutron and proton chemical potentials of the fragmenting systems. C is an overall normalization constant. Alternatively, as introduced by Botvina et al. [13], the isoscaling can be expressed as

$$R_{21}(N, Z) = Y_2(N, Z)/Y_1(N, Z) = C \exp(\alpha' A + \beta'(N - Z)) \quad (3)$$

thus introducing the scaling parameters which can be related to the isoscalar and isovector components of the nuclear density since $\alpha' = \Delta(\mu_n + \mu_p)/2T$ and $\beta' = \Delta(\mu_n - \mu_p)/2T$. In this variant of isoscaling, the mass dependence is rather weak and the information is concentrated in the isoscaling parameter β' . In the present work, we will investigate this variant of isoscaling.

In Figs. 1 and 2, we present the isoscaling data from the reactions of ^{28}Si with $^{124,112}\text{Sn}$ targets for projectile energy 50 and 30 MeV/nucleon, respectively. All the observed charged particles with $Z \leq 5$ have been isotopically resolved and the total observed charge was close to the charge of the projectile ($Z=12-15$). Detailed description of the experimental procedure was published in [6, 7]. As shown in [7], the reaction dynamics is described using the model of deep-inelastic transfer of Tassan-Got and Stefan [17] coupled to the statistical multifragmentation model of Botvina [18, 19]. The observed fragment data provide full information (with the exception of emitted neutrons) on the de-excitation of hot quasi-projectiles with known mass ($A=20-30$), charge, velocity and excitation energy. In Figs. 1 and 2, the isoscaling plots are presented not only for the full data but also for five bins of relative excitation energy per nucleon. The isoscaling occurs at both projectile energies, both for the inclusive data and for the sub-sets with different excitation energies. The slope depends on the excitation energy in a similar way as the slope of the dependence of isobaric ratio $Y(^3\text{H})/Y(^3\text{He})$ on the quasi-projectile N/Z observed in [15]. On the other hand, the isoscaling parameters for individual excitation energy bins do not depend on the projectile energy and the difference of the slopes of the inclusive data is given by the different excitation energy distributions of hot quasi-projectiles at the two projectile energies.

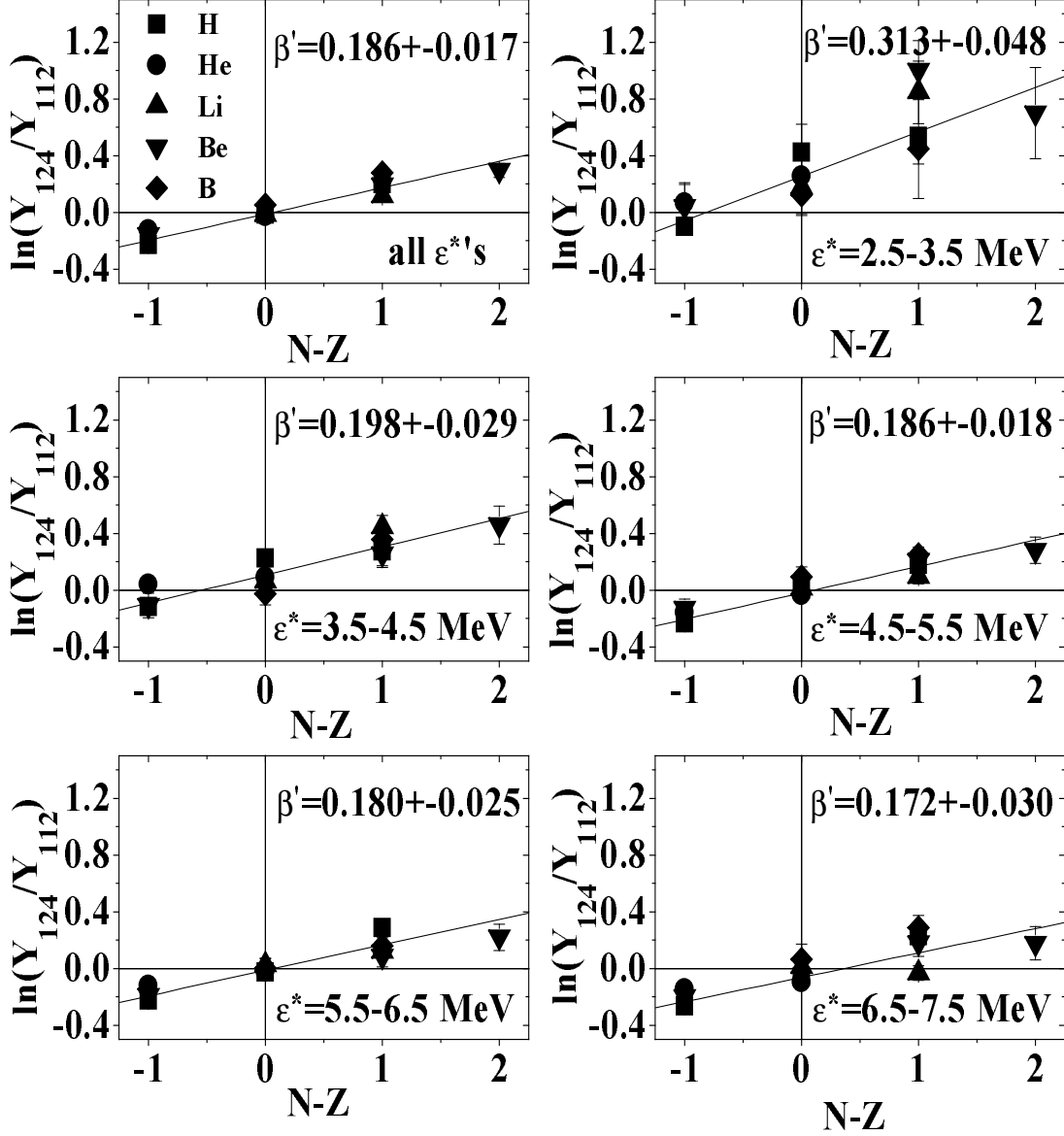


FIG. 1: The isoscaling plots from the reactions of $^{28}\text{Si} + ^{124,112}\text{Sn}$ at 50 MeV/nucleon for the full set of isotopically resolved quasi-projectiles and for five bins of quasi-projectile excitation energy per nucleon.

In Fig. 3 are presented isoscaling plots for three selected quasi-projectiles $^{24,26,28}\text{Al}$ in the reactions of ^{28}Si with $^{124,112}\text{Sn}$ targets at projectile energy 50 MeV/nucleon. Isoscaling behavior is not observed in this case, since the de-excitation process starts from virtually the same initial sample of hot quasi-projectiles and the mean fragment yields are identical. No memory of the entrance channel interaction leading to production of a given quasi-projectile is observed and the isoscaling analysis eliminates the statistical fluctuations in

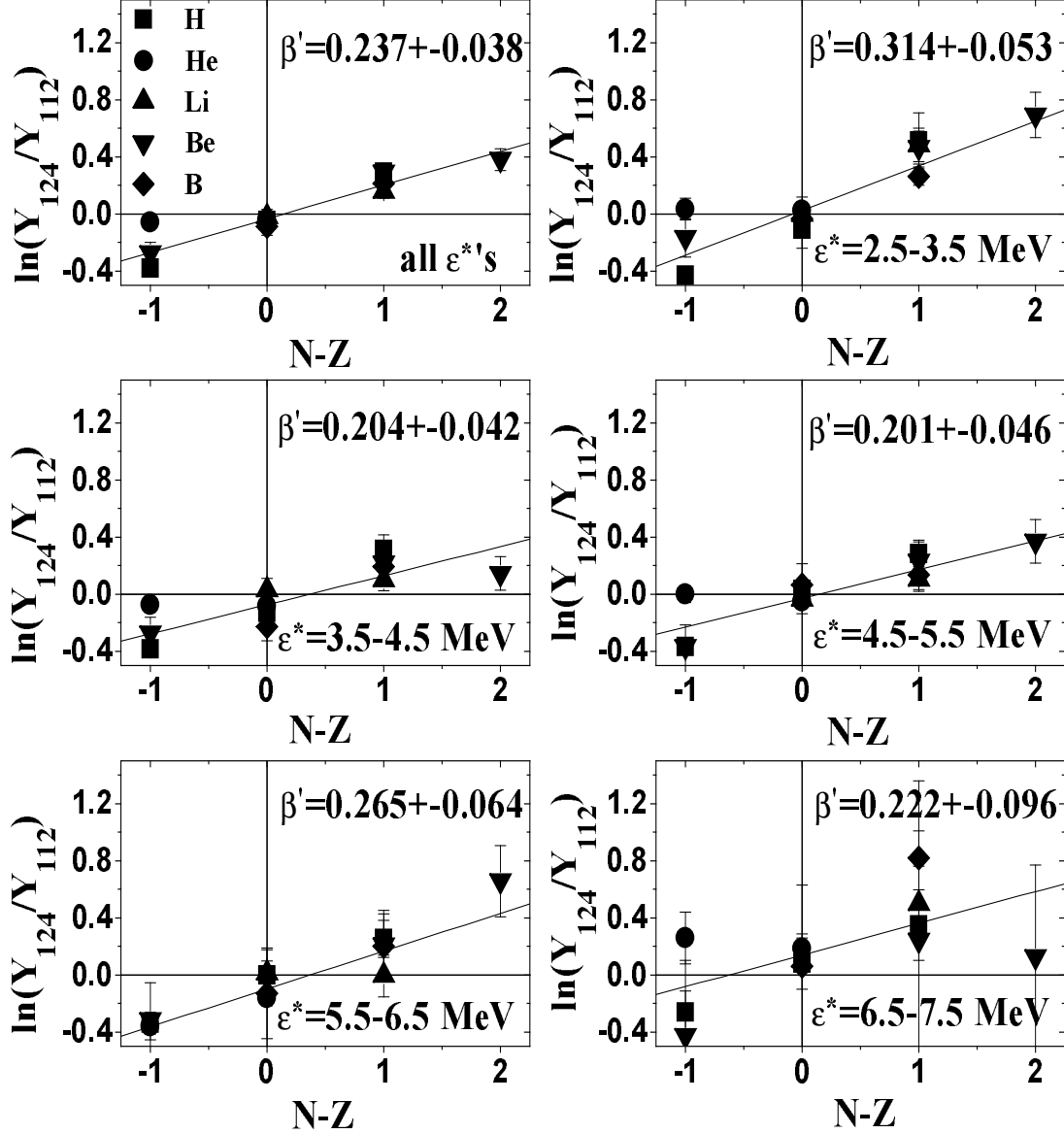


FIG. 2: As in Fig. 1 but for 30 MeV/nucleon.

de-excitation. The slight hint of isoscaling behavior in the case of ^{28}Al may be due to low statistics. Alternatively, it can be a sign of partial memory, since for the neutron-rich quasiprojectile ^{28}Al , there is larger uncertainty in the initial neutron number due to more intense neutron emission than for proton-rich isotopes $^{24,26}\text{Al}$. A behavior similar to Fig. 3 was reported by Tsang et al. [11] using the yields of fragments with $Z=3-8$ from the reaction of ^{16}O with ^{197}Au , ^{208}Pb targets at projectile energy 20 MeV/nucleon [23], measured at 40° . The absence of isoscaling behavior in those data suggests that the sample of original prefragments is independent of the target isospin asymmetry. This implies a

geometric reaction scenario such as breakup or abrasion and the observed fragments are most probably the spectator parts of the original projectile, ejected to a large laboratory angle by the recoil in the projectile breakup.

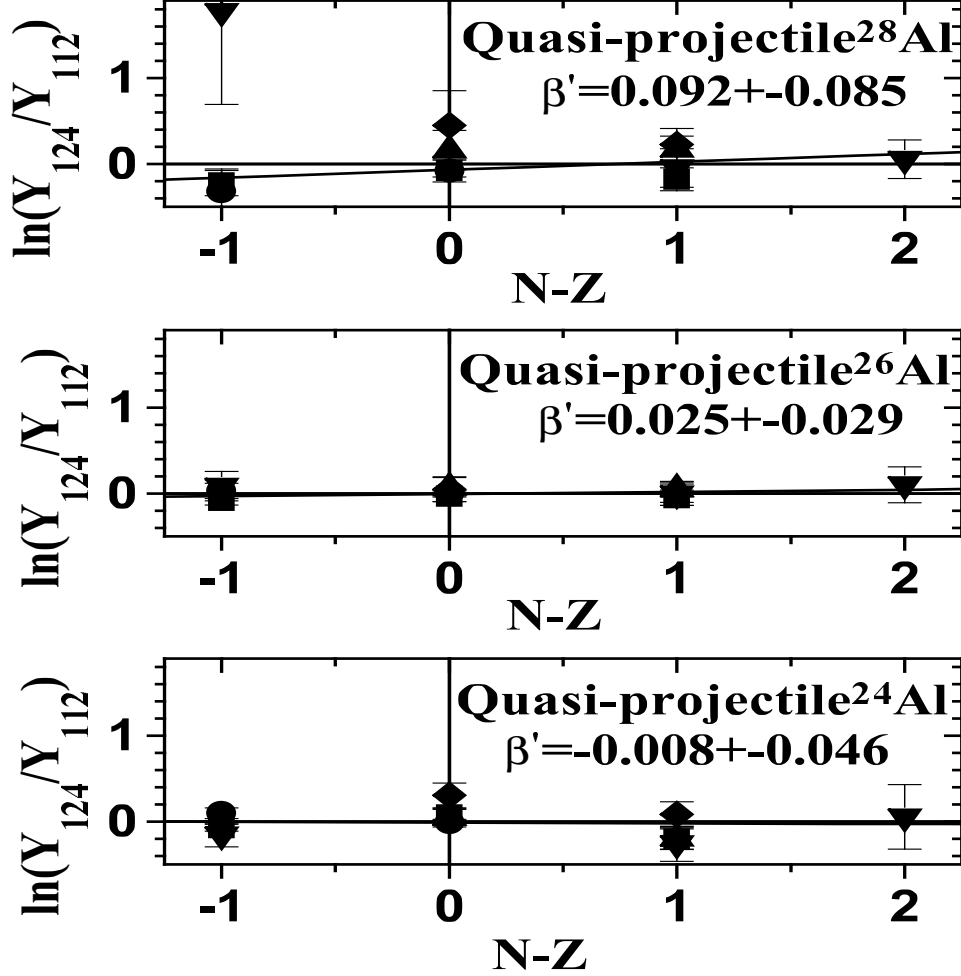


FIG. 3: The isoscaling plots from the reactions of $^{28}\text{Si} + ^{124,112}\text{Sn}$ at 50 MeV/nucleon for three reconstructed quasi-projectiles. Symbols as in Figs. 1,2.

As suggested by Botvina et al. [13], the isoscaling parameter trends are similar to the observed double isotope ratio temperature. The temperature for the current data was studied in detail in [15] and we use the results of that work for comparison with the isoscaling parameters. In Fig. 4 we present the observed factor $\beta'T$, canceling out the trivial temperature dependence of the isoscaling parameter. In Fig. 4a we use the double isotope ratio temperature [21] from the isotopic ratios $Y(^2\text{H})/Y(^3\text{H})$ and $Y(^3\text{He})/Y(^4\text{He})$ and in Fig. 4b we use the temperature obtained from the slope of the dependence of $Y(^3\text{H})/Y(^3\text{He})$ on the quasi-projectile N/Z [15]. Grossly, the $\beta'T$ should reflect the level of N/Z equilibration

[20], which is known for the current data [7]. The horizontal lines represent the estimate of the mean values of $\beta'T$ of reconstructed quasi-projectiles, with known N/Z equilibration [7]. We estimate the proton and neutron chemical potentials by their zero temperature values, the proton and neutron separation energies ($\mu_{p,n} \approx -S_{p,n}$). Similar approximation was used to extract the temperature from the slope of the $Y(^3\text{H})/Y(^3\text{He})$ dependence on the quasi-projectile N/Z [15]. Any experimental deviations from the zero temperature values of $\beta'T$ can be understood as a non-trivial temperature dependence representing the details of de-excitation. The thick and thin lines represent the $\beta'T$ estimates with and without the correction for neutron emission from backtracing of DIT/SMM simulations [7]. The dashed/full lines and circles/squares represent the projectile energies 30 and 50 MeV/nucleon, respectively. The experimental values of $\beta'T$ are close to estimates at excitation energies 6-7 MeV/nucleon while they exhibit the minimum at 4 MeV/nucleon. The minimum appears at both projectile energies independent of the method of temperature extraction and quality of the statistical sample. The existence of such a minimum can be understood in the context of work [15], where the viability of the approximation $\mu_{p,n} \approx -S_{p,n}$ at high temperatures was supported by a possible counterbalance of two effects, namely expansion of hot nucleus (leading to a decrease of the absolute values of chemical potentials compared to the zero temperature values) and distillation into an isospin symmetric heavy fraction and an isospin asymmetric nucleon gas (leading to stronger dependence of $\mu_n - \mu_p$ of the nucleon gas on N/Z of the system [1, 2]). Since the isoscaling parameter depends directly on chemical potentials, the minimum at 4 MeV/nucleon can be understood as a signal of the onset of distillation which reverts the decrease of the chemical potential consistent with expansion of the homogeneous nuclear medium. This is also consistent with the recent theoretical study of thermodynamical properties of finite nuclei of Sanzhur et al. [24] where the hot nucleus (at a given initial excitation energy) can expand up to the turning point where the central part begins to contract again while the increasing number of nucleons form the dilute component surrounding the dense central part. The values of the temperature characterizing the turning point in the central density for a given excitation energy reproduce well the caloric curve [15] for the data investigated here.

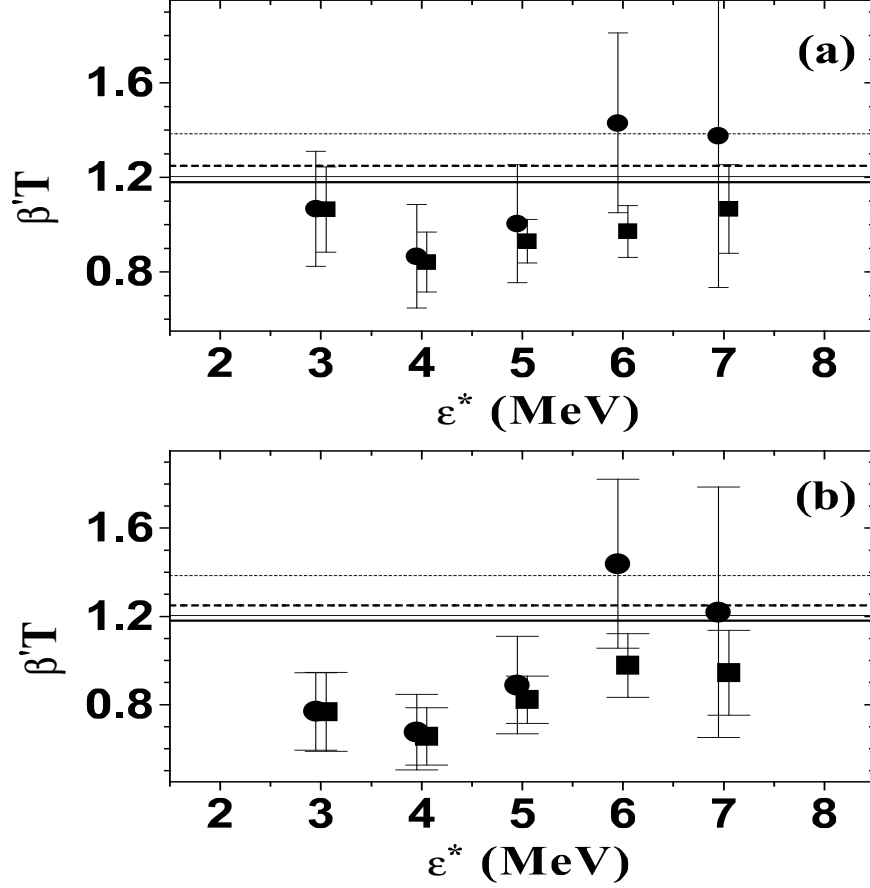


FIG. 4: The dependence of factor $\beta'T$ on relative excitation energy of the quasiprojectile. Squares and circles show experimental data obtained using the double isotope ratio (a) and $Y(^3\text{H})/Y(^3\text{He})$ slope (b) temperature at 50 and 30 MeV/nucleon, respectively. Full and dashed horizontal lines show estimate of $\beta'T$ obtained when assuming $\mu_{p,n} \approx -S_{p,n}$ at 50 and 30 MeV/nucleon, respectively. For details see text.

III. SUMMARY AND CONCLUSIONS

In summary, the isoscaling is investigated using the fragment yield data from fully reconstructed quasi-projectiles observed in peripheral collisions of ^{28}Si with $^{124,112}\text{Sn}$ at projectile energies 30 and 50 MeV/nucleon. The excitation energy dependence of the isoscaling parameter β' is observed which is independent of the beam energy. For a given reconstructed quasi-projectile produced in reactions with different targets no isoscaling is observed. Thus, the magnitude of the isoscaling is determined by the difference of initial quasi-projectile samples produced in reactions with different targets leading to different level of N/Z-equilibration.

On the other hand, the absence of isoscaling can be understood as a sign of a reaction scenario where no N/Z-equilibration occurs such as projectile break-up or cold fragmentation. The excitation energy dependence of the observable $\beta'T$, corrected for the trivial temperature dependence, exhibits a minimum at 4 MeV/nucleon which can be interpreted as a signal of the onset of distillation into isospin asymmetric gas and isospin symmetric liquid phase. The initial trend of expansion of the homogeneous nuclear medium is reverted by the transition into an inhomogeneous system with two phases having different proton and neutron concentrations. A novel information on the equation of state of the asymmetric nuclear matter is thus obtained.

We are thankful to L. Tassan-Got for his DIT code and to A. Botvina for his SMM code. This work was supported in part by the Robert A. Welch Foundation through grant No. A-1266, and the Department of Energy through grant No. DE-FG03-93ER40773. M.V. was also supported through grant VEGA-2/1132/21.

-
- [1] H. Muller and B. D. Serot, Phys. Rev. C **52**, 2072 (1995).
 - [2] V. M. Kolomietz *et al.*, Phys. Rev. C **64**, 24315 (2001).
 - [3] S. J. Yennello *et al.*, Phys. Lett. B **321**, 15 (1994).
 - [4] H. Johnston *et al.*, Phys. Lett. B **371**, 186 (1996).
 - [5] E. Ramakrishnan *et al.*, Phys. Rev. C **57**, 1803 (1998).
 - [6] R. Laforest *et al.*, Phys. Rev. C **59**, 2567 (1999).
 - [7] M. Veselsky *et al.*, Phys. Rev. C **62**, 064613 (2000).
 - [8] F. Rami *et al.*, Phys. Rev. Lett. **84**, 1120 (2000).
 - [9] H. S. Xu *et al.*, Phys. Rev. Lett. **85**, 716 (2000).
 - [10] M. B. Tsang *et al.*, Phys. Rev. Lett. **86**, 5023 (2001).
 - [11] M. B. Tsang *et al.*, Phys. Rev. C **64**, 041603 (2001).
 - [12] M. B. Tsang *et al.*, Phys. Rev. C **64**, 054615 (2001).
 - [13] A. S. Botvina, O. V. Lozhkin, and W. Trautmann, Phys. Rev. C **65**, 044610 (2002).
 - [14] M. Veselsky *et al.*, Phys. Rev. C **62**, 041605 (2000).
 - [15] M. Veselsky *et al.*, Phys. Lett. B **497**, 1 (2001).
 - [16] F. Gimeno-Nogues *et al.*, Nucl. Instr. and Meth. A **399**, 94 (1997).

- [17] L. Tassan-Got and C. Stefan, Nucl. Phys. A **524**, 121 (1991).
- [18] A. S. Botvina, A. S. Iljinov, and I. N. Mishustin, Yad. Fiz. **42**, 1127 (1985).
- [19] J. P. Bondorf *et al.*, Phys. Rep. **257**, 133 (1995).
- [20] G. A. Souliotis *et al.*, nucl-ex/0305004 (2003).
- [21] S. Albergo *et al.*, Nuovo Cimento A **89**, 1 (1985).
- [22] J. Randrup and S. E. Koonin, Nucl. Phys. A **356**, 223 (1981).
- [23] C. K. Gelbke *et al.*, Phys. Rep. **42**, 311 (1978).
- [24] A. I. Sanzhur, private communication .