

Beam polarization asymmetries for the $p(\gamma;K^+)$ and $p(\gamma;K^+)^0$ reactions at $E_\gamma = 1.5 - 2.4$ GeV

R.G.T. Zegers,¹ M. Sumithama,^{2,3} D.S. Ahn,⁴ J.K. Ahn,⁴ H. Akimune,⁵ Y. Asano,^{6,3} W.C. Chang,⁷ S. Date,⁸ H. Ejiri,^{8,1} H. Fujimura,⁹ M. Fujiwara,^{1,3} K. Hicks,¹⁰ T. Hotta,¹ K. Imai,¹¹ T. Ishikawa,¹² T. Iwata,¹³ H. Kawai,¹⁴ Z.Y. Kim,⁹ K. Kino,¹ H. Kohri,¹ N. Kumagai,⁸ S. Makino,¹⁵ T. Matsumura,^{1,3} N. Matsuo,¹ T. Mibe,^{1,3} K. Miwa,¹¹ M. Miyabe,¹¹ Y. Miyachi,^{16,y} M. Morita,¹ N. Muramatsu,³ T. Nakano,¹ M. Niijima,¹¹ M. Nomachi,² Y. Ohashi,⁸ T. Ooba,¹⁴ H. Ohkuma,⁸ D.S. Oshuev,⁷ C. Rangacharyulu,¹⁷ A. Sakaguchi,² T. Sasaki,¹¹ P.M. Shagin,^{1,z} Y. Shiino,¹⁴ H. Shimizu,¹² Y. Sugaya,² H. Toyokawa,⁸ A. Wakai,^{18,x} C.W. Wang,^{7,f} S.C. Wang,^{7,f} K. Yonehara,⁵ T. Yorita,⁸ M. Yoshimura,¹⁹ and M. Yosoi¹¹

(The LEPS collaboration)

¹Research Center for Nuclear Physics, Osaka University, Ibaraki, Osaka 567-0047, Japan

²Department of Physics, Osaka University, Toyonaka, Osaka 560-0043, Japan

³Advanced Science Research Center, Japan Atomic Energy Research Institute, Tokai, Ibaraki 319-1195, Japan

⁴Department of Physics, Pusan National University, Busan 609-735, Korea

⁵Department of Physics, Konan University, Kobe, Hyogo 658-8501, Japan

⁶Synchrotron Radiation Research Center, Japan Atomic Energy Research Institute, Mikazuki, Hyogo 679-5198, Japan

⁷Institute of Physics, Academia Sinica, Taipei 11529, Taiwan

⁸Japan Synchrotron Radiation Research Institute, Mikazuki, Hyogo 679-5198, Japan

⁹School of Physics, Seoul National University, Seoul, 151-747, Korea

¹⁰Department of Physics and Astronomy, Ohio University, Athens, Ohio 45701

¹¹Department of Physics, Kyoto University, Kyoto 606-8502, Japan

¹²Laboratory of Nuclear Science, Tohoku University, Sendai, Miyagi 982-0826, Japan

¹³Department of Physics, Yamagata University, Yamagata 990-8560, Japan

¹⁴Department of Physics, Chiba University, Chiba 263-8522, Japan

¹⁵Wakayama Medical University, Wakayama, Wakayama 641-8509, Japan

¹⁶Department of Physics and Astrophysics, Nagoya University, Nagoya, Aichi 464-8602, Japan

¹⁷Department of Physics and Engineering Physics,

University of Saskatchewan, Saskatoon, Saskatchewan, Canada, S7N 5E2

¹⁸Center for Integrated Research in Science and Engineering,

Nagoya University, Nagoya, Aichi 464-8603, Japan

¹⁹Institute for Protein Research, Osaka University, Suita, Osaka 565-0871, Japan

(Dated: May 22, 2019)

Beam polarization asymmetries for the $p(\gamma;K^+)$ and $p(\gamma;K^+)^0$ reactions are measured for the first time for $E_\gamma = 1.5 - 2.4$ GeV and $0.6 < \cos(\theta_{K^+}^{\text{cm}}) < 1.0$ by using linearly polarized photons at the Laser-Electron-Photon facility at Spring-8 (LEPS). The observed asymmetries are positive and gradually increase with rising photon energy. The data are not consistent with theoretical predictions based on tree-level effective Lagrangian approaches. It indicates that a good improvement in understanding the reaction mechanisms can be made if the results presented here are taken into account for the development of the models.

PACS numbers: 14.20.Gk, 25.20.Lj, 13.60.Le, 13.30.Eg

Strangeness photoproduction is a powerful tool to obtain a deeper insight into baryon resonances. It provides additional information about the baryon resonances to that obtained from N scattering and γ -production reactions. The $p(\gamma;K^+)$ and $p(\gamma;K^+)^0$ reactions are especially useful to probe the strangeness degrees-of-freedom because even at the reaction threshold the invariant energy is higher than the masses of several resonances which could couple to the K^- and K^0 channels. Of special interest are nucleon resonances that have been predicted in quark models [1] but for which no experimental evidence has been found via the γ -induced or γ -production reactions. Some of these resonances, referred to as 'missing', could couple strongly to the K^- and K^0 channels [2, 3].

Measurements of the energy dependence of the total cross section for the $p(\gamma;K^+)$ reaction at SAPHIR/Bonn [4] resulted in renewed interest because of the presence of a resonance-like structure near $W = 1900$ MeV. Mart and Bennhold showed that this structure could be explained by introducing a $D_{13}(1895)$ resonance [5] for which a considerable branching into the K^- channel is predicted [3]. Measurements of the cross section at CLAS/JLAB [6] suggest that the resonance-like structure actually consists of several components which manifest themselves at different K^+ -scattering angles.

The theoretical calculations are typically performed in a tree-level effective-Lagrangian approach. Janssen et al. showed, however, that large ambiguities arise from (i) the

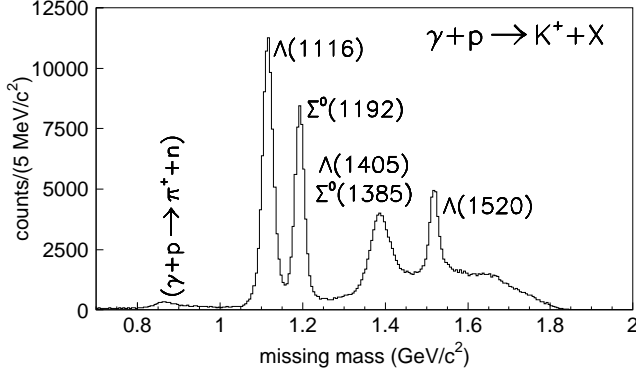


FIG. 1: Missing-mass spectrum for the $p(\gamma;K^+)X$ reaction.

choice of included resonances, (ii) coupling constants, (iii) form factors and (iv) the treatment of the non-resonant background' [7, 8]. Great caution is thus advised in drawing definite conclusions based on the cross-section data only. Alternative theoretical approaches in which, for example, ϕ -shell effects are taken into account [9], can also describe the SAPHIR data well without inclusion of missing resonances. Moreover, coupled-channels effects are not negligible [10]. One way to limit the freedom in the model calculations is to analyze results from all photon-induced channels simultaneously [11].

For the development of the models it is of vital importance to measure additional observables and improve the quality of the cross section data. Results for the recoil-polarization asymmetry in the $p(\gamma;K^+)$ reaction (self-analyzing by the weak decay) are already available from the SAPHIR data set. Extensive programs to measure cross sections and recoil polarizations are underway at JLAB/CLAS [6] and ESRF/GRAAL [12]. Additionally, measurements of the beam polarization asymmetry (σ_{pol}) are great assets to the database because of the high sensitivity to the model parameters and the presence of resonances [5, 7]. This asymmetry is defined through $(\frac{d}{d\Omega})_{\text{pol}} = \frac{d}{d\Omega} [1 + P \cos(2\phi_0)]$, where $(\frac{d}{d\Omega})_{\text{pol}}$ is the cross section using a linearly-polarized photon beam, $\frac{d}{d\Omega}$ is the unpolarized cross section, P the degree of photon polarization, ϕ_0 the azimuthal angle between the photon polarization plane and the vector normal to the K^+ reaction plane. Access to this observable is most easily obtained at the backward-Compton scattering facilities GRAAL ($E < 1.5$ GeV; see e.g. [13]) and SP Ring-8/LEPS ($1.5 < E < 2.4$ GeV) [14] because the photon beam is easily and reliably polarized to a high degree.

In this Letter, we present new results for the measurements of the beam polarization asymmetries of the $p(\gamma;K^+)$ and $p(\gamma;K^+)^0$ reactions performed at LEPS. Photons with a maximum energy of 2.4 GeV were produced from backward-Compton scattering of 351-nm laser photons off 8-GeV electrons in the SP Ring-8 storage ring. The photons were tagged by measuring the scat-

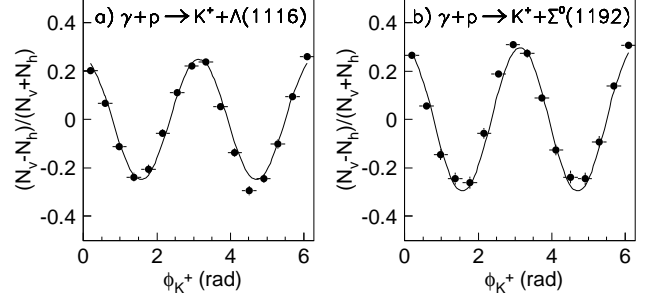


FIG. 2: Asymmetry spectra for the $p(\gamma;K^+)$ (a) and $p(\gamma;K^+)^0$ (b) reactions for all events. A fit to the data with $C \cos 2\phi$ is superimposed.

tered electron energies with a resolution $\Delta E = 15$ MeV. The degree of polarization of the backscattered photon beam was 95% at 2.4 GeV and 55% at 1.5 GeV. Half of the data was taken with horizontally-polarized photons and the other half with vertically-polarized photons. The typical photon flux was $10^6/\text{s}$. A 50-mm thick liquid-hydrogen target was used.

Charged particles were momentum-analyzed by tracing their paths in a magnetic dipole field by means of a silicon-strip vertex detector and one drift chamber positioned upstream from the dipole magnet, and two drift chambers positioned downstream of the dipole magnet. The upstream drift chamber consists of 6 wire planes (3 vertical planes, 2 planes at $\pm 45^\circ$ and 1 plane at 0°) and each of the downstream drift chambers consists of 5 wire planes (2 vertical planes, 2 planes at $\pm 30^\circ$ and 1 plane at 0°). Electron and positron tracks due to pair production were largely removed at the trigger level by means of an aerogel Cherenkov veto counter. The event sample was further cleaned up by removing tracks with a large track-reconstruction error (confidence level $< 2\%$), which were mostly due to decay-in-flight events. The time-of-flight of each track was measured; the start signal was produced by a plastic-scintillator trigger counter placed behind the target cell, and an array of 40 plastic scintillators placed behind the tracking detectors provided the stop signal. The time-of-flight resolution was about 150 ps for a typical path length of 4 m. By combining time-of-flight and momentum, the mass of each track was reconstructed with a resolution (Δm) of 30 (105) MeV/ c^2 for a 1 (2) GeV/ c kaon. A 3-mass cut was used to select the positively-charged kaons, with the additional condition that $0.31 < \text{mass} < 0.74$ GeV/ c^2 to ensure that a track is uniquely identified. At the highest momenta (> 2 GeV/ c), where the mass resolution was worst, the contamination from the K^+ particles and protons amounted to 2% (3.5%) and 2.5% (5%) for the K^+ ($K^+{}^0$) production, respectively. K^+ mesons scattered between 0° and 60° degrees in the center-of-mass frame were detected by the LEPS detector [14]. The track-angle resolution was 2.3 mrad.

Fig. 1 shows the missing-mass spectrum obtained for the $p(\pi^0 K^+)X$ reaction. Besides $\Lambda(1116)$ and $\Sigma^0(1193)$, additional peaks due to $\Lambda(1405)$, $\Sigma^0(1385)$ (the two are not resolved) and $\Lambda(1520)$ are observed. A small bump below $1 \text{ GeV}/c^2$ is due to misidentified π^+ tracks. The missing-mass resolutions for the Λ and Σ^0 are ≈ 13 and $11 \text{ MeV}/c^2$, respectively. For the current analysis, we used a 2 cut to select the events in each peak. The contamination of Σ^0 events in the Λ peak is less than 0.8% (0.4%). In total, $7.3 \cdot 10^4 K^+$ and $4.9 \cdot 10^4 K^+ \Sigma^0$ events satisfied all conditions given above.

The beam polarization asymmetries (A_{pol}) are determined using the relation:

$$A_{\text{pol}} \cos(2\phi) = \frac{kN_v(\phi) - N_h(\phi)}{kN_v(\phi) + N_h(\phi)}; \quad (1)$$

where N_v (N_h) is the number of events detected at angle ϕ , with a vertically (horizontally) polarized photon beam and k is a normalization factor obtained from the integrated photon yield for each polarization mode, corrected for the dead-time of the data-acquisition system and the random trigger-hit rate. The azimuthal angle ϕ is measured with respect to the horizontal plane. Note that the detector acceptance is not present in Eq. 1, which is valid if the acceptances for data taken with a horizontally and vertically-polarized photon beam are the same. Fig. 2 shows the measured ratio in the r.h.s. of Eq. 1 for the total K^+ (a) and $K^+ \Sigma^0$ (b) samples. By fitting with a $C \cos(2\phi)$ function and dividing C by P , A_{pol} is obtained.

The K^+ and $K^+ \Sigma^0$ data sets were each divided into 9, 0.1-GeV wide, photon-energy bins ranging from 1.5 to 2.4 GeV (corresponding to total-energy range (\sqrt{s}) from 1.92 GeV to 2.32 GeV). The narrow energy binning is important, since the excitation spectrum may vary rapidly due to the presence of resonances. The chosen bin-size is smaller than or comparable to the widths of the relevant baryon resonances. For each energy bin, the events were further divided according to K^+ scattering angles; 5 bins in $\cos(\theta_{K^+}^{\text{cm}})$ from 0.6 to 1.0, each with a width of 0.1, except for the 2 most forward bins which had a width of 0.05. For each sub-sample, the beam polarization asymmetry was determined following the above-described procedure. Although the contamination from protons and π^+ 's in the K^+ sample was small, it gives rise to a non-negligible shift of the measured asymmetry for the K^+ . This was corrected for by determining contamination level from the protons and π^+ 's and their respective asymmetries (for protons close to 0 and for π^+ 's positive, but in general slightly lower than for the K^+ 's). Since the asymmetry of the total sample is the average of the asymmetries for the K^+ events and the proton and π^+ contaminations, weighted by their relative contributions in each sample, the asymmetries for the K^+ sample can be extracted. The correction ranged from 0.00–0.01 for the lowest photon energies to +0.03–0.02 at the highest photon energies.

The final results are shown in Fig. 3. The observed asymmetries are positive and increase gradually with rising photon energy. The error bars correspond to the combined statistical (ranging from 0.09 at $E_\gamma = 1.5 \text{ GeV}$ to 0.04 at $E_\gamma = 2.4 \text{ GeV}$) and systematic errors (0.02). The latter arise from (i) the photon-yield normalization errors and the uncertainties in the degree and angle of linear polarization (systematic error: 0.01), (ii) the acceptance difference between data taken with horizontally and vertically-polarized photon beams because for part of the data set a trigger problem caused a sizeable loss of events when the decay proton from the $\Lambda \rightarrow p \pi^0$ or $\Sigma^0 \rightarrow \pi^0 p$ hit the trigger counter (systematic error: 0.01 (0.015) for Λ production), (iii) contamination from events produced at the trigger counter, which is only significant at very forward K^+ scattering angles ($\cos(\theta_{K^+}^{\text{cm}}) > 0.95$); the systematic error is negligible for Λ production and 0.01 for Σ^0 production).

In Fig. 3 the experimental data are compared with the theoretical predictions using the MAID 2000 program [5, 15, 16] (dashed lines) and by Janssen et al. [7, 8] (solid lines). These calculations are the most up-to-date available and good examples to see model ambiguities and the sensitivity of the beam polarization asymmetry on the model assumptions. Both calculations are obtained on the basis of a tree-level effective Lagrangian model and make use of the cross-section data from SAPHIR to fix the various parameters in the models through a fitting procedure. The same s-channel resonances are taken into account, including the missing D_{13} (1895) resonance. With the D_{13} (1895) resonance, the calculations reproduce the experimental cross sections better but also give dramatically different predictions for the beam polarization asymmetry, including a change of sign, [5]. The difference between the two sets of predictions lies in the treatment of the non-resonant background terms; both calculations contain the standard Born terms and $K^*(892)$ and $K_1(1270)$ (K^+ only) vector-meson poles in the t-channel, but Janssen et al. introduce hyperon resonances in the u-channel to counterbalance the strength produced by the Born terms in a physically relevant way. The calculations also differ in the choice for the description of the hadronic form factor.

For the K^+ channel, the calculations in MAID 2000 overpredict the beam polarization asymmetries and those by Janssen et al. underpredict the measurements. For the $K^+ \Sigma^0$ channel, the calculations predict similar absolute values for the beam polarization asymmetries, but with opposite sign. The measurements give positive values, but the magnitude is lower than the values by Janssen et al. The discrepancy between the data and calculations does not necessarily mean that the models have fundamental shortcomings. It could merely indicate that the freedoms are too large and that fitting to cross section data only does not give sufficient boundary conditions. The photon polarization data presented here are

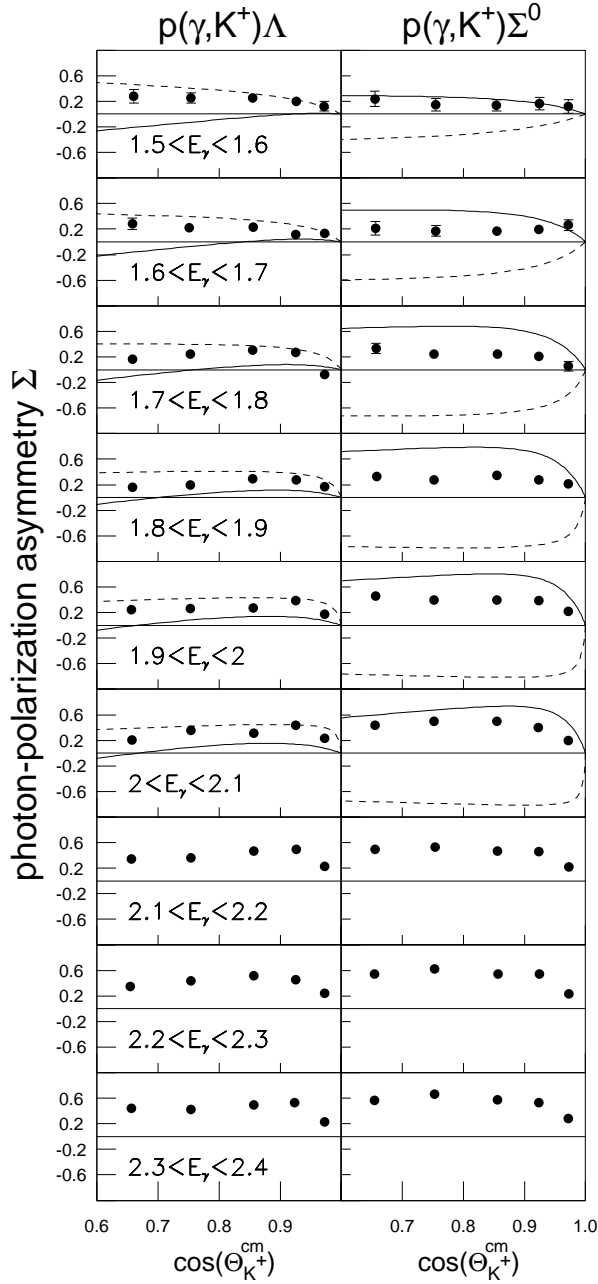


FIG. 3: Measured beam polarization asymmetries for the $p(\gamma; K^+) \Lambda$ (left) and $p(\gamma; K^+) \Sigma^0$ (right) reactions as a function of $\cos(\Theta_{K^+}^{\text{cm}})$ for different photon-energy bins. The error bars are mostly smaller than the markers. Theoretical predictions using the MAID 2000 program [15] (dashed lines) and by Janssen et al. [7, 8] (solid lines) are compared with the experimental data.

great assets to improve on this situation.

For $E > 2.0$ GeV the above-mentioned models are no longer applicable. Regge-model calculations [17], which reproduce the asymmetry at much higher photon energies ($E > 5$ GeV) well, are not applicable for energies below 2.5 GeV since the s-channel resonances are not

taken into account. The present new data up to 2.4 GeV provide, therefore, another challenge for future theoretical work.

In short, we present the first beam polarization data for the $p(\gamma; K^+)$ and $p(\gamma; K^+) \Sigma^0$ reactions for $1.5 < E < 2.4$ GeV and $0.6 < \cos(\Theta_{K^+}^{\text{cm}}) < 1.0$. The deviations between the data and tree-level effective-Lagrangian calculations indicate the strong sensitivity of the beam polarization asymmetry to the model ingredients. The new data will thus provide valuable information to improve the models and to understand the reaction mechanisms and baryon resonances involved.

The authors thank the staff at SP Ring-8 for providing excellent experimental conditions during the long course of the experiment. This research was supported in part by the Ministry of Education, Science, Sports and Culture of Japan and by the National Science Council of the Republic of China (Taiwan).

Present address: National Superconducting Cyclotron Laboratory, Michigan State University, East Lansing, MI 48824, USA

^y Present address: Department of Physics, Tokyo Institute of Technology, Tokyo 152-8551, Japan

^z Present address: School of Physics and Astronomy, University of Minnesota, Minneapolis, Minnesota 55455

^x Present address: Akita Industry Promotion Foundation, Akita 010-8572, Japan

⁽ Present address: Institute of Statistical Science, Academia Sinica, Nankang, 115 Taipei, Taiwan

Present address: Department of Physics, University of Michigan, Ann Arbor, Michigan 48109-1120

- [1] S. Capstick and N. Isgur, Phys. Rev. D 34, 2809 (1986).
- [2] S. Capstick and W. Roberts, Phys. Rev. D 49, 4570 (1994).
- [3] S. Capstick and W. Roberts, Phys. Rev. D 58, 074011 (1998).
- [4] M. Tran et al., Phys. Lett. B 445, 20 (1998).
- [5] T. Mart and C. Bennhold, Phys. Rev. C 61, (R)012201 (1999).
- [6] R. Schumacher et al., in Proceedings of the XVI Conference on Particles and Nuclei (2002), to be published.
- [7] S. Janssen et al., Phys. Rev. C 65, 015201 (2002), and private communication.
- [8] S. Janssen et al., Phys. Rev. C 66, 035202 (2002), and private communication.
- [9] B. Saghai, in Proceedings of the International Symposium on Hadrons and Nuclei (2001), pp. 57{66.
- [10] W.-T. Chiang et al., Phys. Lett. B 517, 101 (2001).
- [11] G. Penner and U. Mosel, Phys. Rev. C 66, 055212 (2002).
- [12] J. Bocquet et al., Nucl. Phys. A 691, 466c (2001).
- [13] O. Bartalini, Phys. Lett. B 544, 113 (2002).
- [14] T. Nakano et al., Nucl. Phys. A 684, 71c (2001).
- [15] T. Mart et al., MAID 2000, <http://www.kph.uni-mainz.de/MAID/kaon/kaonmaid.html> (2000).
- [16] F. Lee et al., Nucl. Phys. A 695, 237 (2001).
- [17] M. Guida et al., Nucl. Phys. A 627, 645 (1997).