

New approach of fragment charge correlations in $^{129}\text{Xe}+^{nat}\text{Sn}$ central collisions

J-L. Charvet ^{a1}, R. Dayras ^a, D. Durand ^b, O. Lopez ^b,
D. Cussol ^b, D. Doré ^a, L. Nalpas ^a, A. Van Lauwe ^b, C. Volant ^a

^a *DAPNIA/SPhN, CEA/Saclay, 91191 Gif-sur-Yvette Cedex, France*

^b *LPC Caen, IN2P3-CNRS/ENSICAEN et Université, 14050 Caen Cedex, France*

Abstract

A previous analysis of the charge (Z) correlations in the $\Delta Z - \langle Z \rangle$ plane for $^{129}\text{Xe}+^{nat}\text{Sn}$ central collisions at 32 MeV/n has shown an enhancement in the production of equally sized fragments (low ΔZ) which was interpreted as an evidence for spinodal decomposition. However the signal is weak and rises the question of the estimation of the uncorrelated yield. After a critical analysis of its robustness, we propose in this paper a new technique to build the uncorrelated yield in the charge correlation function. The application of this method to $^{129}\text{Xe}+^{nat}\text{Sn}$ central collision data at 32, 39, 45 and 50 MeV/n does not show any particular enhancement of the correlation function in any ΔZ bin.

Key words: NUCLEAR REACTIONS $^{129}\text{Xe}+^{nat}\text{Sn}$, $E= 32, 39, 45, 50$ MeV/n; Indra multidetector; Central collisions; Random break-up simulations; Charge correlation analyses.

PACS: 25.70.Pq, 24.60.Ky

1 Introduction

The search for signals of a liquid-gas phase transition in the nuclear medium is presently a very active field of research (see [1] and ref. therein). In such a framework, multifragmentation is a key process. A possible scenario is the excursion of the excited system, produced in dissipative heavy-ion collisions, at low densities inside the coexistence region of the nuclear phase diagram (for a general introduction to the subject, see for instance [2]). There, a volume instability, the so-called *spinodal decomposition*, leads to a disassembly of the

¹ Corresponding author. *E-mail address:* jcharvet@cea.fr (J-L. Charvet),
Tel.: 33 169 086068. Fax: 33 169 087584.

system [3,4]. Such a behaviour is predicted by microscopic transport calculations based on the nuclear Boltzmann equation and its stochastic extensions [5,6,7]. The main idea is to search for fragmentation events in which most fragment atomic numbers are nearly equal as suggested by theoretical works [8,9]. It is worth noting that surface instabilities, like Rayleigh or sheet instabilities [10,11], may produce, in the early compression-expansion stage of the collision, the formation of toroidal and bubble nuclei (depending of the value of the incompressibility constant K) that may also decay into several nearly equal fragments [12]. In any case, the proportion of this kind of multifragmentation events should be small and a sensitive method, called “higher-order correlations”, has been proposed in Ref. [13] to search for weak signals in the fragment charge correlation analyses. Following the prescriptions of this method, the question of a possible experimental signature of spinodal decomposition of excited nuclear matter has been examined for $^{129}\text{Xe}+^{nat}\text{Sn}$ central collisions at 32 MeV/n in a previous work [14].

The analysis relies on two variables. The average fragment charge per event is defined as:

$$\langle Z \rangle = \frac{1}{M} \sum_{i=1}^M Z_i \quad (1)$$

where Z_i is the charge of fragment i and M is the fragment multiplicity. Only fragments with atomic number $Z_i \geq 5$ are considered. As in Refs [13,14], the standard deviation in fragment sizes is defined as:

$$\Delta Z = \sqrt{\frac{1}{M-1} \sum_{i=1}^M (Z_i - \langle Z \rangle)^2} \quad (2)$$

The correlation function, R , is built by considering the ratio of the measured yield $Y(\Delta Z, \langle Z \rangle)$ versus the “uncorrelated” yield $Y'(\Delta Z, \langle Z \rangle)$. Since events with nearly equal size fragments are associated with low values of ΔZ , any significant enhancement of R for small ΔZ ($\Delta Z < 1$) may signal a spinodal decomposition as proposed in [14]. The key question is how to build the uncorrelated yield Y' . This last quantity has been estimated for each class of fragment multiplicities by mixing fragments from different events of the selected sample [13,14]. In doing so, the initial total charge carried out by the fragments ($Z_{bound} = \sum_{i=1}^M Z_i = M \langle Z \rangle$) and also the average fragment charge $\langle Z \rangle$ are not conserved in building Y' . Consequently, in the absence of correlations the ratio $R = Y/Y'$ is not equal to unity and depends simultaneously on the $\langle Z \rangle$ and ΔZ values. Thus, to extract the true correlation one has to determine a background function R' corresponding to the ratio Y/Y' for uncorrelated events.

In the present paper, in a first step, we would like to show how the method previously used to generate the charge correlation functions [14], that we will call Z_{bound} mixing method, may generate spurious signals. Then, a new method to build the uncorrelated yield Y' is presented in Section 3. By applying this method, the fragment charge correlations obtained in the $^{129}\text{Xe}+^{nat}\text{Sn}$ central collisions between 32 and 50 MeV/n are discussed in Section 4. A recently proposed method to build the denominator Y' , called IPM for Intrinsic Probability Method [15], which has been applied to the same Xe+Sn data set [16], is commented in Section 5.

2 Review of the Z_{bound} mixing method

2.1 Data selection and previous charge correlation results

The charge correlations were analysed in a set of events associated with a “quasi-fusion” process occurring in central $^{129}\text{Xe}+^{nat}\text{Sn}$ collisions at 32 MeV/n. Only events with the sum Z_{tot} of the detected charges greater or equal to 80 were considered, the total charge of the Xe+Sn system being 104. Briefly, the event selection was based on the measurement of the distribution of the preferred emission direction of matter in the centre of mass of the reaction (flow angle). In this work, fragment charge correlation analyses have been performed by selecting events having a flow angle larger than 60° . It has been shown [17,18] that such events ($\Theta_{flow} \geq 60^\circ$) could be interpreted as resulting from the multifragmentation of a thermalised and compact nuclear system (“single source” events). In a previous work [14], using the same gating condition, the charge correlation functions $R(\Delta Z, \langle Z \rangle)$ were first built for each fragment multiplicity $M = 3, 4, 5$ and 6. However, the results suffered from a lack of statistics. The numbers of events in the first bin in ΔZ ($\Delta Z < 1$) and for each multiplicity of this selection are shown in the third column of Table 1. As we see, these numbers, summed over all $\langle Z \rangle$, are quite small, specially for multiplicities $M = 5$ and 6. Thus, to increase the statistical significance of the signal, the charge correlations were built by replacing the variable $\langle Z \rangle$ by the sum of the fragment charges Z_{bound} (each bin in Z_{bound} containing six atomic numbers). Summing over all M , the resulting correlation functions shown in Fig. 3 of Ref. [14] were interpreted as an evidence of a significant enhancement of equal-sized fragments associated with fused events in Xe+Sn collisions at 32 MeV/n. However, as we mentioned previously, the charge correlation function cannot be compared to unity but to a specific R' background function. This function has been estimated in Ref. [14] by assuming that, in the absence of correlations and for a given Z_{bound} , $R' = f(\Delta Z, Z_{bound})$ is exponentially increasing with ΔZ in the range $0 < \Delta Z < 8$. Obviously, the choice of the background estimation is the critical point of this method and in or-

der to test the hypothesis of Ref. [14] we have performed a charge correlation analysis $R(\Delta Z, Z_{bound})$ from a sample of randomly generated events.

2.2 Random break-up simulation

In the Monte Carlo simulation, the following procedure, that we will call random break-up, has been used: for a given fragment multiplicity M , the charge of the fragments is obtained by breaking $M - 1$ bonds at random in a chain of length Z_{bound} . Only events for which all fragments have $Z \geq 5$ were kept. For each multiplicity, the Z_{bound} distribution was the experimental one for central Xe+Sn collisions at 32 MeV/n. We have checked that for each multiplicity M , the ensemble thus generated is equivalent to the one obtained by computing all partitions and their permutations containing M fragments with $Z_i \geq 5$ such that $\sum_{i=1}^M Z_i = Z_{bound}$ [19]. The Z_{bound} distributions are given in the first column of Fig. 1 as a function of the fragment multiplicity M . They are gaussian in shape with a centroid which increases from $\simeq 54$ for $M=3$ to $\simeq 64$ for $M=6$, whereas their width is practically constant. To minimize statistical effects, twenty times more events were generated in the simulation than in the data. The simulated Z -distributions (full lines) are compared to the experimental data in the second column of Fig. 1. For multiplicities $M=5$ and 6, the agreement is remarkably good. At lower multiplicities $M=3$ and 4, the simulated distributions are slightly broader than the experimental ones. The last two columns of Fig. 1 compare the simulated ΔZ distributions (full lines) to the experimental ones with two ΔZ scales (in order to show the details at low ΔZ). There again for multiplicities 5 and 6, the agreement between the simulation and the data is remarkable. For the lower multiplicities 3 and 4, as for the Z -distributions, the simulated distributions are broader than the experimental ones. Examination of the last column of Fig. 1 reveals no enhancement over the simulation for $\Delta Z < 6$. The numbers of events with $\Delta Z < 1$ obtained in the simulation are listed in the second column of Table 1 as a function of multiplicity. We note that the total fraction of events (0.154 ± 0.005 %) in this ΔZ bin is compatible with the experimental one (0.127 ± 0.020 %).

Fig. 2a shows the ratio between the random break-up yield $Y_{break-up}$ over $Y_{partitions}$ obtained by calculating analytically all possible partitions [19] as a function of ΔZ for each multiplicity M and their sum. Except for the low statistics data with large ΔZ ($M=6$), all of the ratio values are consistent with unity. It is worth noting that in the present case, deviations from unity are of statistical origin only. Fig.2b displays the values of $Y_{break-up}/Y_{partitions}$ in the bin $\Delta Z < 1$ as a function of $\langle Z \rangle$. In this bin, the statistics is poor and we observe deviations in excess of one standard deviation (σ). In the following, the random break-up events are analysed using the Z_{bound} mixing method [14].

2.3 Application of the Z_{bound} mixing method to the random break-up simulation

Firstly, the charge correlation functions $R(\Delta Z, \langle Z \rangle)$ were built for each multiplicity $M = 3, 4, 5, 6$, separately. For this purpose, the uncorrelated yield Y' was built generating 10^3 times more events than in the numerator in order to minimize statistical errors on the denominator. The R values corresponding to four $(M, \langle Z \rangle)$ pairs chosen in the interval $48 \leq Z_{bound} \leq 52$ are shown in Fig. 3a. They illustrate the general evolution of the function $R = Y/Y'$. The amplitude and extension in ΔZ of the function R depend on the multiplicity M and the average charge $\langle Z \rangle$. However, we note that within statistics, the charge correlation functions decrease with decreasing ΔZ without any significant enhancement in the first bin in ΔZ , as expected for uncorrelated events. In the absence of correlations other than charge conservation, these results (Fig. 3a) represent the background function R' discussed above. Large fluctuations and statistical error bars are present in the low ΔZ bins. Thus, a correct estimate of the function R' from experimental data, often associated with weaker statistics, appears to be a very difficult task.

Secondly, following [14], we built the charge correlations $R(\Delta Z, Z_{bound})$. They are displayed in Fig. 3b for six values of $Z_{bound} = 39, 45, 51, 57, 63, 69$ as a function of ΔZ (each bin in Z_{bound} regrouping six atomic numbers). The four $(M, \langle Z \rangle)$ pairs shown in Fig. 3a are now integrated in the bin $Z_{bound} = 51$. Obviously, our events being uncorrelated all these correlation functions are the background functions R' . Contrary to what was assumed in [14] these background functions are not exponential functions of ΔZ even in the restricted range $\Delta Z < 8$. Thus, if as in [14], one assumes an exponential background in the range $2 < \Delta Z < 8$ (the lines in Fig. 3b), and extrapolates it down to zero, one creates artificially a signal at low ΔZ . The fragment charge correlations for the bin $\Delta Z < 1$ and the corresponding background extracted this way (broken line) are plotted in Fig. 4 (up-left) as a function of Z_{bound} . This figure is very similar to Fig. 3 of Ref. [14]. This spurious result finds its origin in the mixing of events with different fragment multiplicities $M = 3, 4, 5$ and 6 to build Z_{bound} bins. Indeed, the charge correlation functions $R(\Delta Z, Z_{bound})$ combine various functions $R(\Delta Z, \langle Z \rangle)$ which are multiplicity dependent.

This artificial enhancement of equal-sized fragments is not systematic and depends on the Z_{bound} distributions. Xe+Sn central collisions have also been studied with INDRA at 39, 45 and 50 MeV/n [20,21]. In Ref. [21], the authors show the disappearance of the charge correlation signal at low ΔZ when the energy increases. But, the same evolution is obtained by analysing simulated data without charge correlations. By using the Z_{bound} mixing method, we show in Fig. 4 the charge correlations in the first ΔZ bin of four sets of events generated by the random break-up simulations obtained from the Z_{bound}

distributions of Xe+Sn data at 32, 39, 45 and 50 MeV/n (with 20 times the statistics of the data). This figure, very similar to Fig.2 of Ref. [21], shows clearly the artificial decreasing of the charge correlation signal when the energy increases. Consequently, the method using the mixing of multiplicities [14] renders unreliable an estimation of the background R' .

3 The exchange mixing event method

3.1 Description of the method

To get rid of the problematic evaluation of the background, we attempted to build an uncorrelated yield Y' with the conservation of the total fragment charge (Z_{bound}). In such a case the charge correlation function can be directly compared to unity. The following procedure has been developed. For an ensemble of events with a given fragment multiplicity, M , we consider the exchange of two fragments of charges $Z_1(i)$ and $Z_2(i)$ belonging to the event labelled i with two fragments of charges $Z'_1(j)$ and $Z'_2(j)$ belonging to the event labelled j under the condition that $Z_1(i) + Z_2(i) = Z'_1(j) + Z'_2(j)$. As such, the total fragment charge Z_{bound} and the average charge $\langle Z \rangle$ are conserved event by event and then the Z_{bound} and the charge distributions of the considered ensemble are conserved. For a given event i , we performed the substitutions by a random picking of event j followed by a random picking of charges inside, respectively, the events i and j . If the condition $Z_1(i) + Z_2(i) = Z'_1(j) + Z'_2(j)$ was verified the charge substitutions were performed, if not we proceeded with a new random picking of event j , and so on, until all events in the sample has been changed at least once (one iteration). First, 100 iterations are performed to get a mixed sample. Then, the yield $Y'(\Delta Z, \langle Z \rangle)$ is created from this mixed sample by continuing the same iterative procedure 10^3 times and at each time Y' is incremented in order to make negligible its statistical error (relative to Y). Accurate tests showing the sensitivity of the exchange method are developed in the next. One can also consider exchanges among the events in which more than two (say N) fragments are exchanged. In this latter case, the method is obviously restricted to events for which M is larger than N and in the following we only use $N = 2$.

3.2 Tests of the exchange mixing method

The technique has been tested with the random break-up calculation and the results are plotted in Fig. 5a for each multiplicity and the whole ensemble $M = 3, 4, 5, 6$. For any multiplicity, the correlation function $R = f(\Delta Z)$ is

constant and close to unity (most of the statistical error bars are smaller than the symbol size). Although we performed this simulation with a statistics twenty times larger than the one of the Xe+Sn data at 32 MeV/n (see Table 1), statistical fluctuations are still present, specially, in the first and largest bins in ΔZ for $M = 6$. The correlation function R corresponding to the whole multiplicity set is equal to unity (bottom picture in Fig. 5a) independently of ΔZ . In this latter case, the fact that the correlations $R = f(\Delta Z)$ are multiplicity independent validates the multiplicity regrouping.

However, when this method is applied to the data, the denominator may partially keep the fragment charge correlations present in the experimental sample (numerator). For example, applied on an event sample populated in majority by nearly-equal sized fragments, this method, as any others based on the data, would paradoxally give a weak signal. So, the exchange method may only be relevant in the search of a weak proportion of equal-sized fragment events in the data and it is crucial to test its sensitivity to measure an enhancement of charge correlations precisely in the bin $\Delta Z < 1$. In order to do this test, we doubled the number of events populating the first bin in ΔZ in the random break-up sample and build new uncorrelated yields Y' . The results of the charge correlation analyses of this new sample are displayed in Fig. 5b. As expected, the charge correlations R in the first bin, within statistical uncertainties, are twice the ones shown in Fig. 5a, whereas they are unchanged in other bins. By integrating over all multiplicities M and $\langle Z \rangle$, the correlation value in the first bin is: $R = 1.941 \pm 0.045$ (bottom picture in Fig. 5b). In this case, the number of events is large and we performed the same analysis with a set of simulated events statistically compatible with the Xe+Sn data at 32 MeV/u. In the first bin, the new correlation value $R = 1.961 \pm 0.192$ is very close to the expected value $R = 2$ at $\simeq 5$ standard deviations from one. These tests substantiate the good sensitivity of the exchange procedure used to build Y' .

The use of the random break-up simulation is also a powerful tool to evaluate the kind of errors induced by the exchange mixing method. In such a simulation, where no correlation is expected, the deviations from unity should contain a statistical part due to the number of generated events (numerator), called σ_N , and, perhaps, a systematic error due to the method itself. In Fig. 6a, we show the deviations from 1 of all charge correlation values $R(\Delta Z, \langle Z \rangle, M)$, normalized to their statistical error bar σ_N (abscissa $x = (R - 1)/\sigma_N$), obtained from the simulations previously described and for each multiplicity $M = 3, 4, 5$ and 6 (see Fig. 5a). The good superimposition of the x distribution with the normal function (see Fig. 6a) shows clearly that the errors associated with the exchange method are purely statistical. As all possible partitions ($Y_{partitions}$) have been analytically calculated (see Fig. 2) in the random break-up simulation, the yield $Y' = Y_{partitions}$ has been used as denominator in Fig. 6b. The remarkable similarity between both x distributions in Fig. 6a and 6b in-

dicates that there is no contribution due to the exchange method itself in the fluctuations of R . In the same manner, we plotted in Fig. 6c, the distribution of x obtained from the Xe+Sn data at 32 MeV/n. In this data, the good superimposition of the distribution of $R(\Delta Z, \langle Z \rangle, M)$ values by the normal function, indicates that all deviations of R from unity appear compatible with statistical fluctuations. In the next Section, the fragment charge correlation functions associated to the Xe+Sn data are presented as a function of ΔZ , $\langle Z \rangle$ and M .

4 Application of the exchange mixing method to the Xe+Sn data

In the Xe+Sn central collisions, the multifragmentation process is present at 32, 39, 45 and 50 MeV/n and complete events ($Z_{tot} \geq 80$) selected with $\Theta_{flow} \geq 60^\circ$ have been considered to arise from the multifragmentation of single nuclear sources [17,20]. For a given fragment multiplicity, the number of events with $\Delta Z < 1$ at respectively 39, 45 and 50 MeV/n bombarding energies are listed in columns 4 to 6 of Table 1. The production of near equal-sized fragment events increases with the incident energy and reaches $\simeq 2\%$ at 50 MeV/n. This trend is a result of charge conservation. The multiplicity of light charged particles and fragments ($Z \leq 4$) is increasing with the incident energy [22]. Hence, the average total fragment charge (Z_{bound}) decreases. Thus for a given fragment multiplicity, the size of the fragments decreases and the probability to measure equal-sized fragment events naturally increases. The analyses of the charge correlations for these “single source” samples have been performed, using the exchange mixing procedure to generate Y' . The charge correlations R have been built at each energy. First, we show in Fig. 7 the charge correlation functions $R = Y/Y'$, summed over all $\langle Z \rangle$, as a function of ΔZ for each multiplicity $M = 3, 4, 5$ and 6 (the first four rows) and for each incident energy (columns). The bottom row of Fig. 7 corresponds, at each bombarding energy, to the whole experimental data (summed over M) and benefits from enhanced statistics. All values of R are close to unity. To be more quantitative, Fig. 8 displays the quantity $(R - 1)/\sigma$ as a function of ΔZ for random break-up (with analytical background) simulated events (first column) and for the experimental data from 32 to 50 MeV/n (columns 2 to 5), for multiplicities $M = 3$ to 6 (rows 1 to 4) and for all multiplicities (last row). For convenience, we have drawn dotted lines corresponding, respectively, to one and two standard deviations. We note that the fluctuations around zero are about of the same amplitude in the simulation and in the data over the whole range in ΔZ . The fluctuations for small ΔZ (as well as for large ΔZ) are not particularly larger than in any other ΔZ bins. Nevertheless, following theoretical predictions [8,9] the overproduction of equal-sized fragments should specifically concern a narrow range in $Z \simeq 10 - 15$. If true, the summing over

all $\langle Z \rangle$ to determine the correlation functions may reduce significantly the importance of the “signal”. For this reason, we show in Fig. 9 the R values corresponding to this first bin as a function of $\langle Z \rangle$ for each multiplicity $M = 3, 4, 5$ and 6 (the first four rows), for all multiplicities (last row) and for each incident energy (columns). All $\langle Z \rangle$ bins populated with more than one event have been plotted in Fig. 9. This choice induces the absence of data point at 32 MeV/n for $M = 5$ and 6 . Notice that experimental error bars are statistical only. All values of R are within 2σ of 1. It has to be emphasized that the R values (Fig. 9) for each multiplicity corresponding to the energies 45 and 50 MeV/n are particularly close to the $R = 1$ line and associated with small statistical fluctuations. On the other hand, at 32 MeV/n and 39 MeV/n, we are dealing with large statistical errors. The, perhaps, systematic enhancements of R at 39 MeV/n for multiplicity 4 in the range $\langle Z \rangle = 7-11$, are compatible with 1 within 1.2σ which is poorly significant (less than 80% of confidence level). Finally, we do not observe any significant enhancement of equal-sized fragments in the Xe+Sn central collisions between 32 and 50 MeV/n.

5 Comparison between methods

Recently, an alternative method, called IPM [15], has been proposed to build the denominator Y' using the independent emission hypothesis constrained by the charge conservation. Basically, it is assumed that the probability to observe a given partition ($n_z : (n_1, \dots, n_{Z_{tot}})$) with a multiplicity M of a nucleus of charge Z_{tot} is given by the multinomial formula

$$P(\{n_z\}) = \alpha M! \prod_z \frac{(P_z)^{n_z}}{n_z!} \text{ with } \sum_z P_z = 1 \quad (3)$$

where α is the normalization constant ($\sum_{n_z} P(\{n_z\}) = 1$), P_z is the intrinsic probability for emitting the charge z , n_z the number of charges z in the partition ($Z_{tot} = \sum_z n_z z$) and M the multiplicity of the partition ($M = \sum_z n_z$). We note that in the case of a fully random break-up, the partitions are weighted by the factor $M! / \prod n_z!$. Thus, in that particular case the quantity $\prod (P_z)^{n_z}$ is a constant. For large Z_{tot} , the normalization condition implies $P_z = 2^{-z}$ [15]. Any other laws for the P_z will imply a departure from random break-up and the partitions thus generated might not be free from correlations. In the IPM method, the probabilities P_z are determined by fitting the partition probabilities $P(\{n_z\})$ of the numerator and, as a consequence, they may keep memory of the experimental correlations. In other words, the IPM method may measure charge correlation deviations from the independent emission hypothesis but the absence of charge correlations in the denominator Y' is not obvi-

ous. Moreover, as the IPM method relies upon a fit to the statistical weights associated with each fragment partition, it washes partly out statistical fluctuations. In Ref. [16], the IPM method has been applied to the Xe+Sn data and the deviations of R from unity are distributed according to a law which is narrower than a normal distribution. However what should be this law is unknown. Thus, the fact that the fluctuations of R around unity are narrower in the case of the IPM method compared with the exchange mixing method does not guarantee that the former method is more sensitive. The question of sensitivity has been accurately discussed for the exchange mixing method by performing several tests from simulated event samples in which the amplitudes of charge correlations in the bin $\Delta Z < 1$ were precisely known (see Section 3.2).

In [15,16], the IPM method has been applied to a set of partitions generated by the Brownian One-Body (BOB) dynamical model which supports the spinodal decomposition of hot and dilute finite nuclear systems [5,7]. This calculation, performed for head-on Xe+Sn collisions at 32 MeV/n, has been shown to reproduce quite well the experimental fragment multiplicity and charge distributions [23,24]. Of the 1% of events in the bin $\Delta Z < 1$, a percentage of 0.36% of events has been evaluated in excess of the background with the IPM method which represents a correlation value $R \simeq 1.5$ [16]. The charge correlation function of the same BOB event sample has been also determined by using the exchange mixing method proposed in this work and, inside the statistical error bars, no enhancement of equal-sized fragments was visible [25]. This contradictory result is really puzzling. Indeed, from the simulated event sample obtained from the Z_{bound} distribution of the Xe+Sn data at 32 MeV/n (see Section 3.2), with a statistics comparable to the BOB calculation one, we increased the number of events in the first ΔZ bin by 50%. We analysed, by taking the definition $\Delta Z = \sqrt{\frac{1}{M} \sum_i (Z_i - \langle Z \rangle)^2}$ used in Ref. [16], the fragment charge correlations of this new set of events with the exchange method. In the first ΔZ bin the charge correlation value, integrated over all M and $\langle Z \rangle$, was: $R = 1.450 \pm 0.121$, which is compatible with the expected value $R = 1.5$ at 3.7σ from $R = 1$. Once more, we conclude about the good ability of the exchange method to exhibit a correlation signal with a low rate of overproduction of equal-sized fragment events. In fact, in the BOB calculation equal-sized fragment events are produced early in the collision when the system goes through the spinodal region of the phase diagram of the nuclear matter. Then, subsequent steps like coalescence to form heavier fragments, thermal desexcitation and detection filtering, coupled with the finite size of the system, deeply blur the original picture of the partitions [24]. Thus, it seems difficult to use BOB calculation as a reference to assess the sensitivity of the various correlation methods.

We note that, applied to the same Xe+Sn data analysed in this work, the IPM method shows an enhancement of equal-sized fragment production at 32, 39

and 45 MeV/n [16], in contradiction with our results.

6 Conclusions

We have developed a two-step analysis to address the issue of charge correlations in nuclear collisions. First, we have shown, by using a simulation which randomly generates fragments, how the extrapolation to low values of the ΔZ distribution as performed in [14] may induce a spurious enhancement of the correlation function at small ΔZ . We have underlined the difficulties to make a quantitative analysis of the charge correlations when the total fragment charge (Z_{bound}) is not conserved in building the uncorrelated yield Y' . Then, to avoid such a problem, we have discussed a new method to build the yield Y' by mixing events under the constraints of the conservation of the total charge of the fragments and the invariance of charge distributions for a given fragment multiplicity. This method has been successfully tested with a random break-up simulation and is sensitive to any statistically significant deviation from a pure uncorrelated fragmentation process. Finally, it has been applied in multifragmentation samples of the $^{129}\text{Xe}+^{nat}\text{Sn}$ central collisions at energies between 32 and 50 MeV/n. All charge correlation functions at low ΔZ are equal to unity within two standard deviations and we conclude that no significant enhancement of equal-sized fragments has been observed. These results are in agreement with those obtained in the reactions Xe+Cu and Ar+Au at 50 MeV/n [13] but at variance with other analyses of the Xe+Sn data using different estimations of the uncorrelated yield Y' [14,16]. In view of these contradictory results, caution should be taken before giving any definite conclusion on a signature of spinodal decomposition in nuclear systems by charge correlation measurements.

The experiments $^{129}\text{Xe}+^{nat}\text{Sn}$ were performed at GANIL by the INDRA collaboration.

References

- [1] Ph. Chomaz, INPC 2001, AIP Conference Proceedings, Berkeley, 30 July-1 August 2001.
- [2] D. Durand, B. Tamain, E. Suraud, Nuclear Dynamics in the Nucleonic Regime, (IOP Publishing, 2001).
- [3] G. Bertsch, P. Siemens, Phys. Lett. B 126 (1983) 9.
- [4] S. Ayik, M. Colonna, Ph. Chomaz, Phys. Lett. B 353 (1995) 417.
- [5] Ph. Chomaz, M. Colonna, A. Guarnera, J. Randrup, Phys. Rev. Lett. 73 (1994) 3512.
- [6] B. Jacquot, S. Ayik, Ph. Chomaz, M. Colonna, Phys. Lett. B 383 (1996) 247.
- [7] A. Guarnera, Ph. Chomaz, M. Colonna, J. Randrup, Phys. Lett. B 403 (1997) 191.
- [8] Ph. Chomaz, M. Colonna, A. Guarnera, B. Jacquot, Nucl. Phys. A 583 (1995) 305c.
- [9] A. Guarnera, M. Colonna, Ph. Chomaz, Phys. Lett. B 373 (1996) 267.
- [10] L.G. Moretto, Kin Tso, N. Colonna, G.J. Wozniak, Phys. Rev. Lett. 69 (1992) 1884.
- [11] W. Bauer, G.F. Bertsch, H. Schulz, Phys. Rev. Lett. 69 (1992) 1888.
- [12] H.M. Xu, J.B. Natowitz, C.A. Gagliardi, R.E. Tribble, C.Y. Wong, W.G. Lynch, Phys. Rev. C 48 (1993) 933.
- [13] L.G. Moretto, Th. Rubehn, L. Phair, N. Colonna, G.J. Wozniak, D.R. Broman, G.F. Peaslee, N. Carlin, R.T. de Souza, C.K. Gelbke, W.G. Gong, Y.D. Kim, M.A. Lisa, W.G. Lynch, C. Williams, Phys. Rev. Lett. 77 (1996) 2634.
- [14] B. Borderie, G. Tabăcăru, Ph. Chomaz, M. Colonna, A. Guarnera, M. Pârlog, M.F. Rivet *et al.* (INDRA collaboration), Phys. Rev. Lett. 86 (2001) 3252.
- [15] P. Désesquelles, Phys. Rev. C 65 (2002) 034604.
- [16] G. Tabăcăru, B. Borderie, P. Désesquelles, M. Pârlog, M.F. Rivet, R. Bougault, B. Bouriquet, A.M. Buta, E. Galichet, B. Guiot, P. Lantesse, N. Le Neindre, L. Manduci, E. Rosato, B. Tamain, M. Vigilante, J.P. Wieleczko, Eur. Phys. J. A 18 (2003) 103.
- [17] N. Marie, R. Laforest, R. Bougault, J.P. Wieleczko, D. Durand *et al.* (INDRA collaboration), Phys. Lett. B 391 (1997) 15.
- [18] J.D. Frankland, Ch.O. Bacri, B. Borderie, M.F. Rivet, M. Squalli *et al.* (INDRA collaboration), Nucl.Phys. A 689 (2001) 905.

- [19] R. Dayras *et al.*, in preparation.
- [20] S. Salou, Ph.D. thesis, Université de Caen (France), GANIL T 9706 (1997).
- [21] B. Borderie, M.F. Rivet, G. Tabăcăru, M. Colonna, P. Désesquelles, M. Pârlog *et al.* (INDRA collaboration), Proc. XXXIX Int. Winter Meeting on Nuclear Physics, Bormio-Italy (2001) 73, nucl-ex/0106007.
- [22] V. Métivier, B. Tamain, G. Auger, C.O. Bacri, J. Benlliure *et al.* (INDRA collaboration), Nucl. Phys. A 672 (2000) 357.
- [23] M.F. Rivet, Ch.O. Bacri, B. Borderie, J.D. Frankland *et al.* (INDRA collaboration), Phys. Lett. B 430 (1998) 217.
- [24] J.D. Frankland, B. Borderie, M. Colonna, M.F. Rivet, Ch.O. Bacri, Ph. Chomaz, D. Durand, A. Guarnera, M. Pârlog, M. Squalli, G. Tabăcăru *et al.* (INDRA collaboration), Nucl. Phys. A 689 (2001) 940.
- [25] M.F. Rivet, private communication.

Table 1

Number of events in the bin $\Delta Z < 1$ for each multiplicity and their sum for the random break-up calculation and the Xe+Sn “single source” selection at four energies.

	Break-up	32 MeV/n	39 MeV/n	45 MeV/n	50 MeV/n
M=3	506	20	22	45	85
M=4	382	16	46	72	194
M=5	100	5	15	53	145
M=6	25	1	11	39	83
Sum	1013	42	94	209	507
NT	659260	32963	28088	25870	26033
Sum/NT	0.154%	0.127%	0.335%	0.808%	1.948%

The two last rows give respectively the total number of events (NT) and the percentage of events in the bin $\Delta Z < 1$. The break-up calculation with 20 times the statistics has to be compared with the Xe+Sn data at 32 MeV/n.

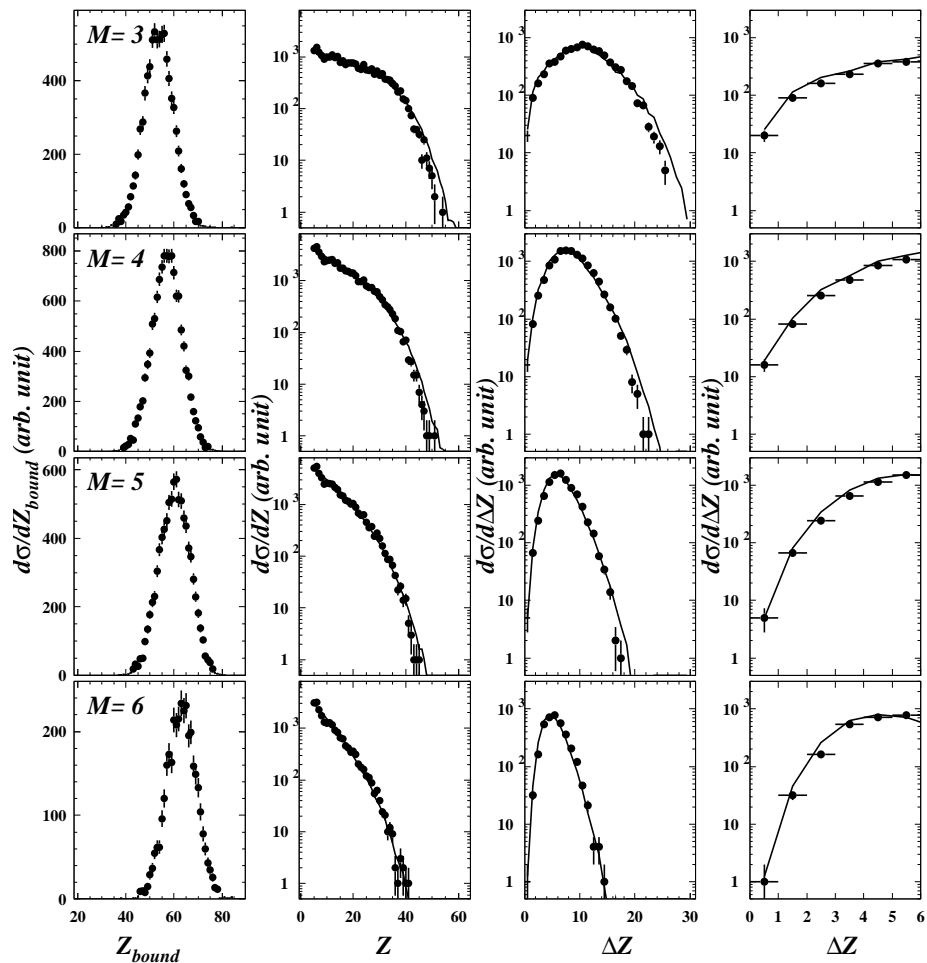


Fig. 1. The first column shows the Z_{bound} distributions for Xe+Sn central collision data at 32 MeV/n for each fragment multiplicity $M = 3$ to 6 (rows). The following two columns superimpose Z and ΔZ distributions of the experimental data (black symbols) and the random break-up simulation (lines). The last column is similar to the third one with a various range: $0 < \Delta Z < 6$. Vertical error bars on the data points are statistical. The calculated distributions, performed with a statistics 20 times larger than the data, have been normalised. Error bars for the simulated distributions are small and have not been plotted.

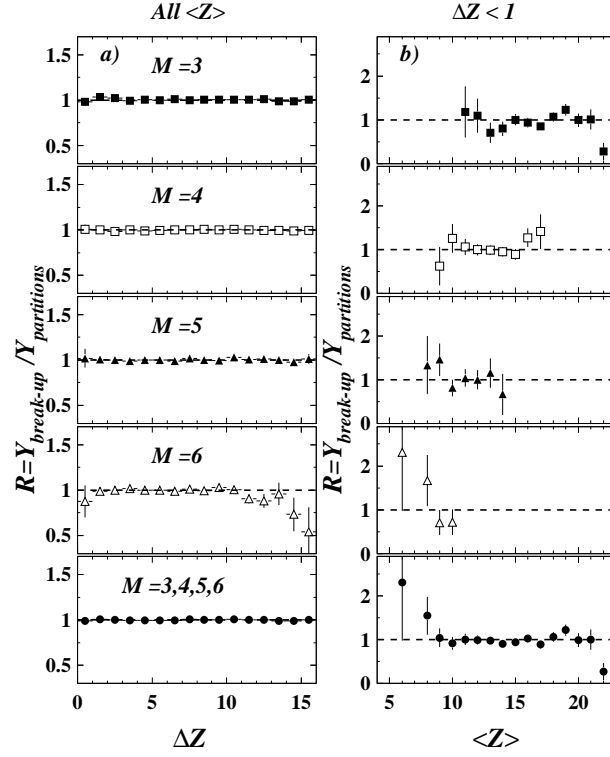


Fig. 2. Ratio a) as a function of ΔZ between the random break-up simulation yield and the calculation of all fragment partitions, both constrained by the 32 MeV/n Xe+Sn experimental Z_{bound} distributions, for each multiplicity $M = 3$ to 6 and their sum (rows); b) similar to a) but as a function of $\langle Z \rangle$ for the first bin in ΔZ . Error bars are statistical.

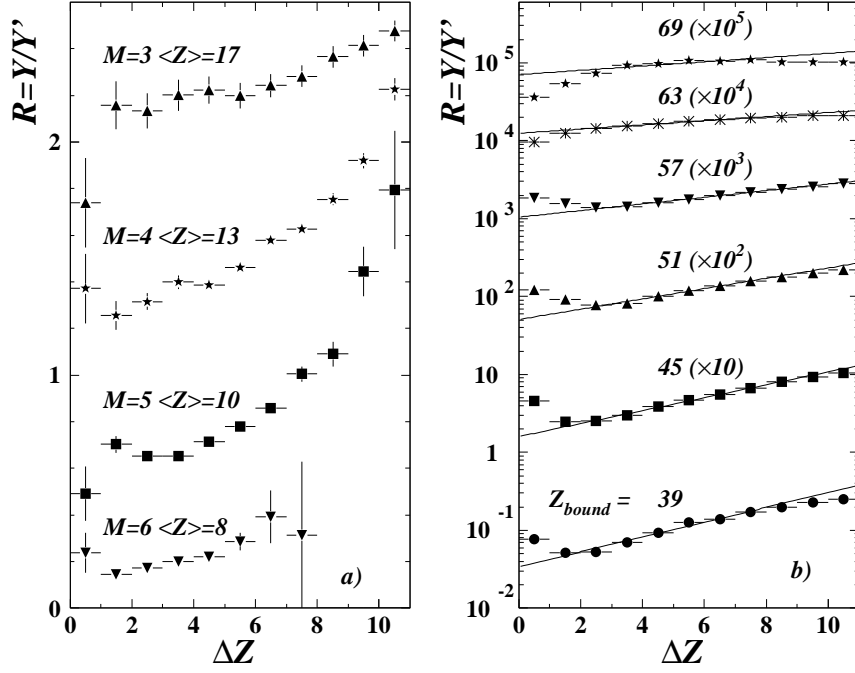


Fig. 3. Charge correlation analysis with random break-up calculations: a) evolution of $R(\Delta Z, \langle Z \rangle)$ as a function of ΔZ for four $(M, \langle Z \rangle)$ pairs; b) evolution of $R(\Delta Z, Z_{bound})$ as a function of ΔZ for six Z_{bound} values, each one containing six atomic numbers (scale factors are indicated in parentheses to avoid superimposition). The straight lines result from exponential fits in the range $2 < \Delta Z < 8$. Vertical error bars are statistical.

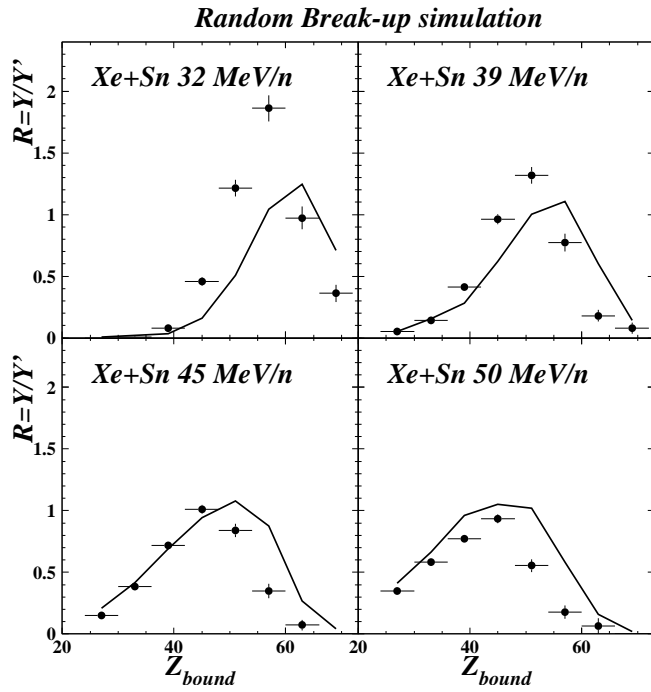


Fig. 4. Fragment charge correlations R at $\Delta Z < 1$ as a function of Z_{bound} with random break-up calculations and “background” evaluations of [14] (broken line). The calculations are derived from the Xe+Sn Z_{bound} distributions at 32, 39, 45 and 50 MeV/n. Vertical error bars are statistical. Horizontal bars indicate the width of the Z_{bound} bin.

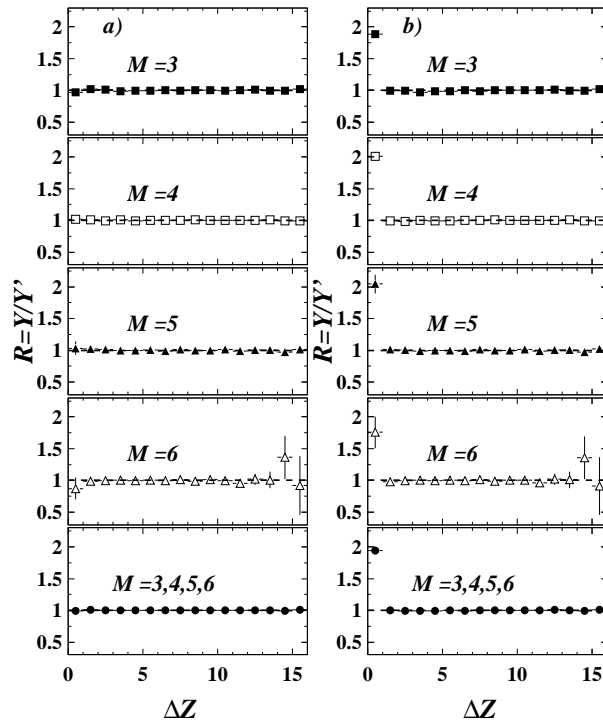


Fig. 5. Evolution of the charge correlations $R = Y/Y'$ by using the exchange mixing method as a function of ΔZ with the random break-up calculations for a) each multiplicity from $M = 3$ to $M = 6$ and $M = 3, 4, 5, 6$; b) same as a) with twice the number of events in the bin $\Delta Z < 1$. Error bars are statistical.

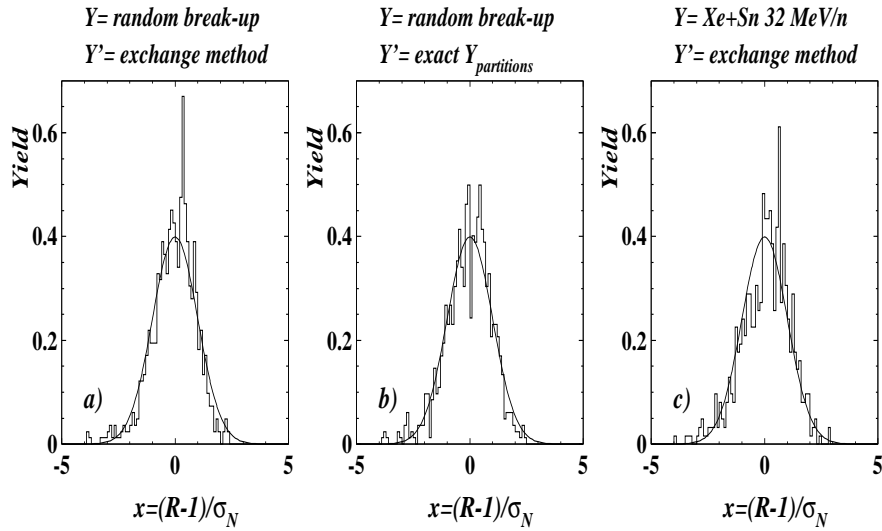


Fig. 6. Deviations from 1 of charge correlation functions $R(\Delta Z, \langle Z \rangle) = Y/Y'$, with multiplicities $M = 3, 4, 5$ and 6 , divided by the statistical error σ_N (numerator only). The numerator Y corresponds a,b) to the random break-up simulation; c) to the 32 MeV/n Xe+Sn data. The denominator Y' is determined by a,c) the exchange method; b) the exact calculation of partitions. Normal distribution (0,1) has been superimposed on every histogram.

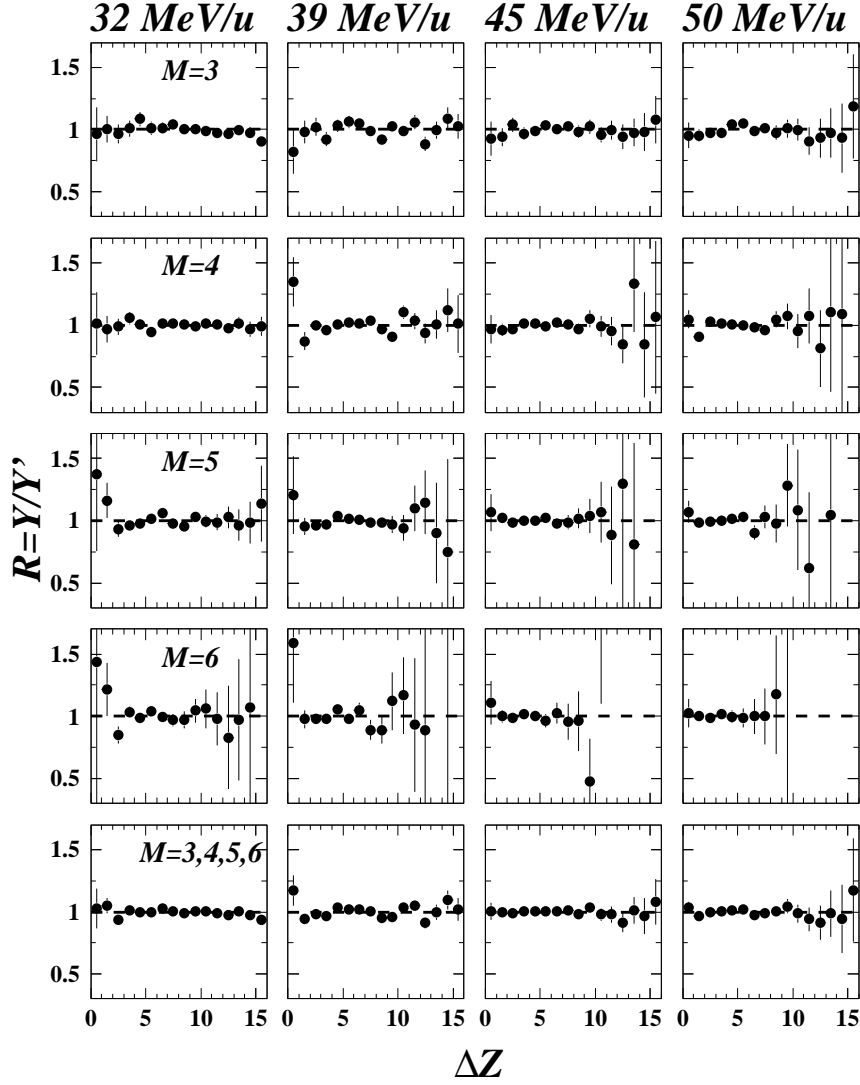


Fig. 7. Experimental charge correlations R versus ΔZ for Xe+Sn central collisions, from left to right as a function of bombarding energy (32, 39, 45 and 50 MeV/n) and from top to bottom as a function of the fragment multiplicity, $M = 3$ to 6. The bottom row corresponds to the sum over all multiplicities. Dotted lines indicate $R = 1$. Error bars are statistical.

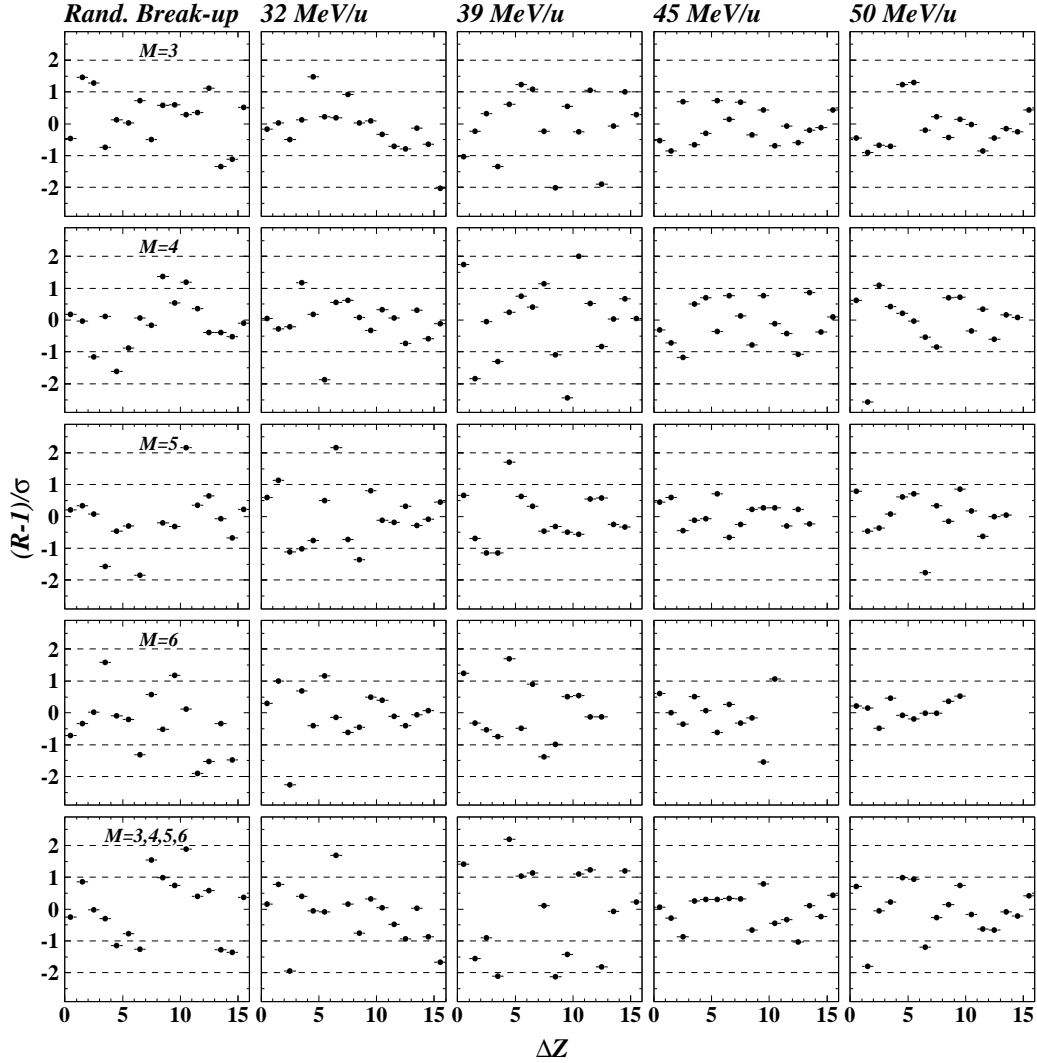


Fig. 8. Deviations from 0 of the quantity $(R-1)/\sigma$ as a function of ΔZ for simulated break-up events (first column) and experimental Xe+Sn data from 32 to 50 MeV/n bombarding energies (columns 2 to 5), for multiplicities $M = 3$ to 6 (rows 1 to 4). The last row corresponds to the sum over all multiplicities. The dotted lines indicate 1σ and 2σ deviations.

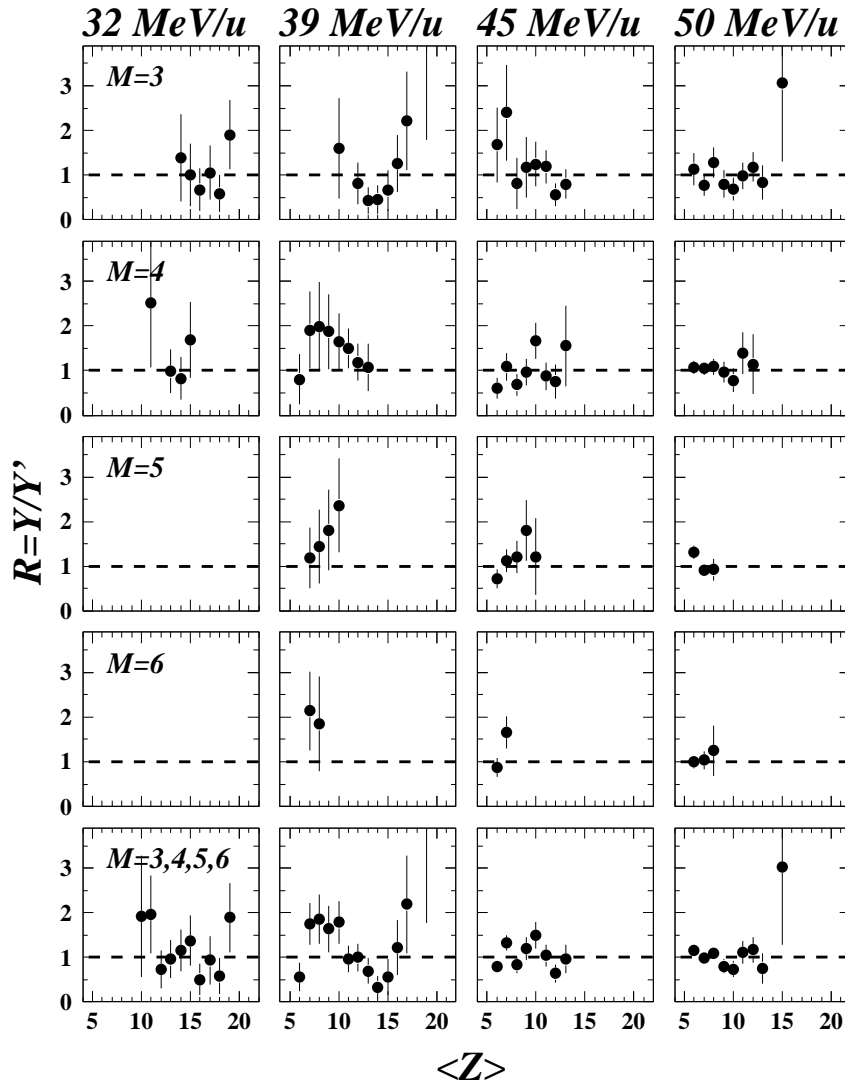


Fig. 9. Experimental charge correlations R in the bin $\Delta Z < 1$ for Xe+Sn central collisions, from left to right as a function of bombarding energy (32, 39, 45 and 50 MeV/n) and from top to bottom as a function of the fragment multiplicity, $M = 3$ to 6. The bottom row corresponds to the sum over all multiplicities. All data points with more than one event have been plotted. Dotted lines indicate $R = 1$. Error bars are statistical.