

# Transverse mass dependence of two-pion correlations in Au+Au collisions at $\sqrt{s_{NN}} = 130$ GeV

K. Adcox,<sup>40</sup> S. S. Adler,<sup>3</sup> N. N. Ajitanand,<sup>27</sup> Y. Akiba,<sup>14</sup> J. Alexander,<sup>27</sup> L. Aphecetche,<sup>34</sup> Y. Arai,<sup>14</sup> S. H. Aronson,<sup>3</sup> R. Averbeck,<sup>28</sup> T. C. Awes,<sup>29</sup> K. N. Barish,<sup>5</sup> P. D. Barnes,<sup>19</sup> J. Barrette,<sup>21</sup> B. Bassalleck,<sup>25</sup> S. Bathe,<sup>22</sup> V. Baublis,<sup>30</sup> A. Bazilevsky,<sup>12,32</sup> S. Belikov,<sup>12,13</sup> F. G. Bellaiche,<sup>29</sup> S. T. Belyaev,<sup>16</sup> M. J. Bennett,<sup>19</sup> Y. Berdnikov,<sup>35</sup> S. Botelho,<sup>33</sup> M. L. Brooks,<sup>19</sup> D. S. Brown,<sup>26</sup> N. Bruner,<sup>25</sup> D. Bucher,<sup>22</sup> H. Buesching,<sup>22</sup> V. Bumazhnov,<sup>12</sup> G. Bunce,<sup>3,32</sup> J. Burward-Hoy,<sup>28</sup> S. Butsyk,<sup>28,30</sup> T. A. Carey,<sup>19</sup> P. Chand,<sup>2</sup> J. Chang,<sup>5</sup> W. C. Chang,<sup>1</sup> L. L. Chavez,<sup>25</sup> S. Chernichenko,<sup>12</sup> C. Y. Chi,<sup>8</sup> J. Chiba,<sup>14</sup> M. Chiu,<sup>8</sup> R. K. Choudhury,<sup>2</sup> T. Christ,<sup>28</sup> T. Chujo,<sup>3,39</sup> M. S. Chung,<sup>15,19</sup> P. Chung,<sup>27</sup> V. Cianciolo,<sup>29</sup> B. A. Cole,<sup>8</sup> D. G. D'Enterria,<sup>34</sup> G. David,<sup>3</sup> H. Delagrèe,<sup>34</sup> A. Denisov,<sup>12</sup> A. Deshpande,<sup>32</sup> E. J. Desmond,<sup>3</sup> O. Dietzsch,<sup>33</sup> B. V. Dinesh,<sup>2</sup> A. Drees,<sup>28</sup> A. Durum,<sup>12</sup> D. Dutta,<sup>2</sup> K. Ebisu,<sup>24</sup> Y. V. Efremenko,<sup>29</sup> K. El Chenawi,<sup>40</sup> A. Enokizono,<sup>11</sup> H. En'yo,<sup>17,31</sup> S. Esumi,<sup>39</sup> L. Ewell,<sup>3</sup> T. Ferdousi,<sup>5</sup> D. E. Fields,<sup>25</sup> S. L. Fokin,<sup>16</sup> Z. Fraenkel,<sup>42</sup> A. Franz,<sup>3</sup> A. D. Frawley,<sup>9</sup> S.-Y. Fung,<sup>5</sup> S. Garpman,<sup>20</sup> T. K. Ghosh,<sup>40</sup> A. Glenn,<sup>36</sup> A. L. Godoi,<sup>33</sup> Y. Goto,<sup>32</sup> S. V. Greene,<sup>40</sup> M. Grosse Perdekamp,<sup>32</sup> S. K. Gupta,<sup>2</sup> W. Guryn,<sup>3</sup> H. -Å. Gustafsson,<sup>20</sup> J. S. Haggerty,<sup>3</sup> H. Hamagaki,<sup>7</sup> A. G. Hansen,<sup>19</sup> H. Hara,<sup>24</sup> E. P. Hartouni,<sup>18</sup> R. Hayano,<sup>38</sup> N. Hayashi,<sup>31</sup> X. He,<sup>10</sup> T. K. Hemmick,<sup>28</sup> J. M. Heuser,<sup>28</sup> M. Hibino,<sup>41</sup> J. C. Hill,<sup>13</sup> D. S. Ho,<sup>43</sup> K. Homma,<sup>11</sup> B. Hong,<sup>15</sup> A. Hoover,<sup>26</sup> T. Ichihara,<sup>31,32</sup> K. Imai,<sup>17,31</sup> M. S. Ippolitov,<sup>16</sup> M. Ishihara,<sup>31,32</sup> B. V. Jacak,<sup>28,32</sup> W. Y. Jang,<sup>15</sup> J. Jia,<sup>28</sup> B. M. Johnson,<sup>3</sup> S. C. Johnson,<sup>18,28</sup> K. S. Joo,<sup>23</sup> S. Kametani,<sup>41</sup> J. H. Kang,<sup>43</sup> M. Kann,<sup>30</sup> S. S. Kapoor,<sup>2</sup> S. Kelly,<sup>8</sup> B. Khachaturov,<sup>42</sup> A. Khanzadeev,<sup>30</sup> J. Kikuchi,<sup>41</sup> D. J. Kim,<sup>43</sup> H. J. Kim,<sup>43</sup> S. Y. Kim,<sup>43</sup> Y. G. Kim,<sup>43</sup> W. W. Kinnison,<sup>19</sup> E. Kistenev,<sup>3</sup> A. Kiyomichi,<sup>39</sup> C. Klein-Boesing,<sup>22</sup> S. Klinksiek,<sup>25</sup> L. Kochenda,<sup>30</sup> V. Kochetkov,<sup>12</sup> D. Koehler,<sup>25</sup> T. Kohama,<sup>11</sup> D. Kotchetkov,<sup>5</sup> A. Kozlov,<sup>42</sup> P. J. Kroon,<sup>3</sup> K. Kurita,<sup>31,32</sup> M. J. Kweon,<sup>15</sup> Y. Kwon,<sup>43</sup> G. S. Kyle,<sup>26</sup> R. Lacey,<sup>27</sup> J. G. Lajoie,<sup>13</sup> J. Lauret,<sup>27</sup> A. Lebedev,<sup>13,16</sup> D. M. Lee,<sup>19</sup> M. J. Leitch,<sup>19</sup> X. H. Li,<sup>5</sup> Z. Li,<sup>6,31</sup> D. J. Lim,<sup>43</sup> M. X. Liu,<sup>19</sup> X. Liu,<sup>6</sup> Z. Liu,<sup>6</sup> C. F. Maguire,<sup>40</sup> J. Mahon,<sup>3</sup> Y. I. Makdisi,<sup>3</sup> V. I. Manko,<sup>16</sup> Y. Mao,<sup>6,31</sup> S. K. Mark,<sup>21</sup> S. Markacs,<sup>8</sup> G. Martinez,<sup>34</sup> M. D. Marx,<sup>28</sup> A. Masaike,<sup>17</sup> F. Matathias,<sup>28</sup> T. Matsumoto,<sup>7,41</sup> P. L. McGaughey,<sup>19</sup> E. Melnikov,<sup>12</sup> M. Merschmeyer,<sup>22</sup> F. Messer,<sup>28</sup> M. Messer,<sup>3</sup> Y. Miake,<sup>39</sup> T. E. Miller,<sup>40</sup> A. Milov,<sup>42</sup> S. Mioduszewski,<sup>3,36</sup> R. E. Mischke,<sup>19</sup> G. C. Mishra,<sup>10</sup> J. T. Mitchell,<sup>3</sup> A. K. Mohanty,<sup>2</sup> D. P. Morrison,<sup>3</sup> J. M. Moss,<sup>19</sup> F. Mühlbacher,<sup>28</sup> M. Muniruzzaman,<sup>5</sup> J. Murata,<sup>31</sup> S. Nagamiya,<sup>14</sup> Y. Nagasaka,<sup>24</sup> J. L. Nagle,<sup>8</sup> Y. Nakada,<sup>17</sup> B. K. Nandi,<sup>5</sup> J. Newby,<sup>36</sup> L. Nikkinen,<sup>21</sup> P. Nilsson,<sup>20</sup> S. Nishimura,<sup>7</sup> A. S. Nyanin,<sup>16</sup> J. Nystrand,<sup>20</sup> E. O'Brien,<sup>3</sup> C. A. Ogilvie,<sup>13</sup> H. Ohnishi,<sup>3,11</sup> I. D. Ojha,<sup>4,40</sup> M. Ono,<sup>39</sup> V. Onuchin,<sup>12</sup> A. Oskarsson,<sup>20</sup> L. Österman,<sup>20</sup> I. Otterlund,<sup>20</sup> K. Oyama,<sup>7,38</sup> L. Paffrath,<sup>3,\*</sup> A. P. T. Palounek,<sup>19</sup> V. S. Pantuev,<sup>28</sup> V. Papavassiliou,<sup>26</sup> S. F. Pate,<sup>26</sup> T. Peitzmann,<sup>22</sup> A. N. Petridis,<sup>13</sup> C. Pinkenburg,<sup>3,27</sup> R. P. Pisani,<sup>3</sup> P. Pitukhin,<sup>12</sup> F. Plasil,<sup>29</sup> M. Pollack,<sup>28,36</sup> K. Pope,<sup>36</sup> M. L. Purschke,<sup>3</sup> I. Ravinovich,<sup>42</sup> K. F. Read,<sup>29,36</sup> K. Reygers,<sup>22</sup> V. Riabov,<sup>30,35</sup> Y. Riabov,<sup>30</sup> M. Rosati,<sup>13</sup> A. A. Rose,<sup>40</sup> S. S. Ryu,<sup>43</sup> N. Saito,<sup>31,32</sup> A. Sakaguchi,<sup>11</sup> T. Sakaguchi,<sup>7,41</sup> H. Sako,<sup>39</sup> T. Sakuma,<sup>31,37</sup> V. Samsonov,<sup>30</sup> T. C. Sangster,<sup>18</sup> R. Santo,<sup>22</sup> H. D. Sato,<sup>17,31</sup> S. Sato,<sup>39</sup> S. Sawada,<sup>14</sup> B. R. Schlei,<sup>19</sup> Y. Schutz,<sup>34</sup> V. Semenov,<sup>12</sup> R. Seto,<sup>5</sup> T. K. Shea,<sup>3</sup> I. Shein,<sup>12</sup> T. -A. Shibata,<sup>31,37</sup> K. Shigaki,<sup>14</sup> T. Shiina,<sup>19</sup> Y. H. Shin,<sup>43</sup> I. G. Sibiriyak,<sup>16</sup> D. Silvermyr,<sup>20</sup> K. S. Sim,<sup>15</sup> J. Simon-Gillo,<sup>19</sup> C. P. Singh,<sup>4</sup> V. Singh,<sup>4</sup> M. Sivertz,<sup>3</sup> A. Soldatov,<sup>12</sup> R. A. Soltz,<sup>18</sup> S. Sorensen,<sup>29,36</sup> P. W. Stankus,<sup>29</sup> N. Starinsky,<sup>21</sup> P. Steinberg,<sup>8</sup> E. Stenlund,<sup>20</sup> A. Ster,<sup>44</sup> S. P. Stoll,<sup>3</sup> M. Sugioka,<sup>31,37</sup> T. Sugitate,<sup>11</sup> J. P. Sullivan,<sup>19</sup> Y. Sumi,<sup>11</sup> Z. Sun,<sup>6</sup> M. Suzuki,<sup>39</sup> E. M. Takagui,<sup>33</sup> A. Taketani,<sup>31</sup> M. Tamai,<sup>41</sup> K. H. Tanaka,<sup>14</sup> Y. Tanaka,<sup>24</sup> E. Taniguchi,<sup>31,37</sup> M. J. Tannenbaum,<sup>3</sup> J. Thomas,<sup>28</sup> J. H. Thomas,<sup>18</sup> T. L. Thomas,<sup>25</sup> W. Tian,<sup>6,36</sup> J. Tojo,<sup>17,31</sup> H. Torii,<sup>17,31</sup> R. S. Towell,<sup>19</sup> I. Tserruya,<sup>42</sup> H. Tsuruoka,<sup>39</sup> A. A. Tsvetkov,<sup>16</sup> S. K. Tuli,<sup>4</sup> H. Tydesjö,<sup>20</sup> N. Tyurin,<sup>12</sup> T. Ushiroda,<sup>24</sup> H. W. van Hecke,<sup>19</sup> C. Velissaris,<sup>26</sup> J. Velkovska,<sup>28</sup> M. Velkovsky,<sup>28</sup> A. A. Vinogradov,<sup>16</sup> M. A. Volkov,<sup>16</sup> A. Vorobyov,<sup>30</sup> E. Vznuzdaev,<sup>30</sup> H. Wang,<sup>5</sup> Y. Watanabe,<sup>31,32</sup> S. N. White,<sup>3</sup> C. Witzig,<sup>3</sup> F. K. Wohn,<sup>13</sup> C. L. Woody,<sup>3</sup> W. Xie,<sup>5,42</sup> K. Yagi,<sup>39</sup> S. Yokkaichi,<sup>31</sup> G. R. Young,<sup>29</sup> I. E. Yushmanov,<sup>16</sup> W. A. Zajc,<sup>8</sup> Z. Zhang,<sup>28</sup> and S. Zhou<sup>6</sup>

(PHENIX Collaboration)

<sup>1</sup>Institute of Physics, Academia Sinica, Taipei 11529, Taiwan

<sup>2</sup>Bhabha Atomic Research Centre, Bombay 400 085, India

<sup>3</sup>Brookhaven National Laboratory, Upton, NY 11973-5000, USA

<sup>4</sup>Department of Physics, Banaras Hindu University, Varanasi 221005, India

<sup>5</sup>University of California - Riverside, Riverside, CA 92521, USA

<sup>6</sup>China Institute of Atomic Energy (CIAE), Beijing, People's Republic of China

<sup>7</sup>Center for Nuclear Study, Graduate School of Science, University of Tokyo, 7-3-1 Hongo, Bunkyo, Tokyo 113-0033, Japan

<sup>8</sup>Columbia University, New York, NY 10027 and Nevis Laboratories, Irvington, NY 10533, USA

<sup>9</sup>Florida State University, Tallahassee, FL 32306, USA

<sup>10</sup>Georgia State University, Atlanta, GA 30303, USA

- <sup>11</sup> Hiroshima University, Kagamiyama, Higashi-Hiroshima 739-8526, Japan  
<sup>12</sup> Institute for High Energy Physics (IHEP), Protvino, Russia  
<sup>13</sup> Iowa State University, Ames, IA 50011, USA  
<sup>14</sup> KEK, High Energy Accelerator Research Organization, Tsukuba-shi, Ibaraki-ken 305-0801, Japan  
<sup>15</sup> Korea University, Seoul, 136-701, Korea  
<sup>16</sup> Russian Research Center "Kurchatov Institute", Moscow, Russia  
<sup>17</sup> Kyoto University, Kyoto 606, Japan  
<sup>18</sup> Lawrence Livermore National Laboratory, Livermore, CA 94550, USA  
<sup>19</sup> Los Alamos National Laboratory, Los Alamos, NM 87545, USA  
<sup>20</sup> Department of Physics, Lund University, Box 118, SE-221 00 Lund, Sweden  
<sup>21</sup> McGill University, Montreal, Quebec H3A 2T8, Canada  
<sup>22</sup> Institut für Kernphysik, University of Münster, D-48149 Münster, Germany  
<sup>23</sup> Myongji University, Yongin, Kyonggido 449-728, Korea  
<sup>24</sup> Nagasaki Institute of Applied Science, Nagasaki-shi, Nagasaki 851-0193, Japan  
<sup>25</sup> University of New Mexico, Albuquerque, NM 87131, USA  
<sup>26</sup> New Mexico State University, Las Cruces, NM 88003, USA  
<sup>27</sup> Chemistry Department, State University of New York - Stony Brook, Stony Brook, NY 11794, USA  
<sup>28</sup> Department of Physics and Astronomy, State University of New York - Stony Brook, Stony Brook, NY 11794, USA  
<sup>29</sup> Oak Ridge National Laboratory, Oak Ridge, TN 37831, USA  
<sup>30</sup> PNPI, Petersburg Nuclear Physics Institute, Gatchina, Russia  
<sup>31</sup> RIKEN (The Institute of Physical and Chemical Research), Wako, Saitama 351-0198, JAPAN  
<sup>32</sup> RIKEN BNL Research Center, Brookhaven National Laboratory, Upton, NY 11973-5000, USA  
<sup>33</sup> Universidade de São Paulo, Instituto de Física, Caixa Postal 66318, São Paulo CEP05315-970, Brazil  
<sup>34</sup> SUBATECH (Ecole des Mines de Nantes, IN2P3/CNRS, Université de Nantes) BP 20722 - 44307, Nantes-cedex 3, France  
<sup>35</sup> St. Petersburg State Technical University, St. Petersburg, Russia  
<sup>36</sup> University of Tennessee, Knoxville, TN 37996, USA  
<sup>37</sup> Department of Physics, Tokyo Institute of Technology, Tokyo, 152-8551, Japan  
<sup>38</sup> University of Tokyo, Tokyo, Japan  
<sup>39</sup> Institute of Physics, University of Tsukuba, Tsukuba, Ibaraki 305, Japan  
<sup>40</sup> Vanderbilt University, Nashville, TN 37235, USA  
<sup>41</sup> Waseda University, Advanced Research Institute for Science and Engineering, 17 Kikui-cho, Shinjuku-ku, Tokyo 162-0044, Japan  
<sup>42</sup> Weizmann Institute, Rehovot 76100, Israel  
<sup>43</sup> Yonsei University, IPAP, Seoul 120-749, Korea  
<sup>44</sup> KFKI Research Institute for Particle and Nuclear Physics (RMKI), Budapest, Hungary<sup>†</sup>  
(May 18, 2019)

Two-pion correlations in  $\sqrt{s_{NN}} = 130$  GeV Au+Au collisions at RHIC have been measured over a broad range of pair transverse momentum  $k_T$  by the PHENIX experiment at RHIC. The  $k_T$  dependent transverse radii are similar to results from heavy ion collisions at  $\sqrt{s_{NN}} = 4.1, 4.9$ , and 17.3 GeV, whereas the longitudinal radius increases monotonically with beam energy. The ratio of the outwards to sideways transverse radii ( $R_{out}/R_{side}$ ) is consistent with unity and independent of  $k_T$ .

PACS numbers: 25.75.Dw

The influence of Bose-Einstein statistics on the correlation of identical charged pions at low relative momentum was first used to probe the space-time structure of pion emission in  $p\bar{p}$  annihilations [1] and has subsequently been applied to relativistic heavy-ion collisions from the Bevalac to RHIC [2–6] (see [7] for a recent review), and to a wide range of systems including  $e^+e^-$  annihilations [8]. The correlation function is defined as the ratio of the two-particle probability distribution to the product of the single particle distributions. For a static source with no final state interactions, it is related to the Fourier transform with respect to  $\mathbf{q} = \mathbf{p}_1 - \mathbf{p}_2$  of the source distribution  $\rho(\mathbf{r})$ ,  $P(\mathbf{p}_1, \mathbf{p}_2)/P(\mathbf{p}_1)P(\mathbf{p}_2) = 1 + |\tilde{\rho}(\mathbf{r})|^2$  [1]. If the

source is parameterized as a multi-dimensional Gaussian, the enhancement in the correlation function is a Gaussian, and the Gaussian widths are each inversely proportional to the source dimensions in the canonically conjugate spatial variables. The extracted source dimensions are commonly referred to as HBT radii, after a similar technique developed by Hanbury-Brown and Twiss to measure stellar radii [9]. For dynamic sources, such as rapidly expanding sources in heavy-ion collisions, the correlation function measures “lengths of homogeneity”, or the relative separations of the pions with low relative momentum. This leads to source radii which depend strongly on  $k_T$ , the mean transverse momentum of the

pion pair [10–15]. If the dynamics are correctly modeled, then both the source geometry and rate of expansion can be deduced by measuring the  $k_T$  dependence of the radii. The existence of a connection between HBT radii and heavy-ion source geometry is established by the dependence of the radii on system size [16], centrality [4,5], and reaction plane [3]. Interest in Bose-Einstein correlations in heavy-ion collisions is driven by the expectation that HBT radii are sensitive to the large and/or long-lived sources which may accompany a QCD phase transition [11,17]. Recent calculations predict that the greatest sensitivity to a long-lived source will come from measurements of the correlation function at high  $k_T$  ( $\geq 0.3$  GeV/c) [18,19].

We present new measurements from the PHENIX experiment on two-pion correlations in Au+Au collisions at  $\sqrt{s_{NN}} = 130$  GeV in the region  $|\eta| < 0.35$ ,  $0.2 < k_T < 1.0$  GeV/c, significantly extending previous measurements by STAR [6] to higher  $k_T$ . The data are compared to theoretical predictions for RHIC and to HBT radii from lower energy collisions at the SPS and AGS. The  $k_T$  dependence of the transverse radii is used to extract a geometric transverse radius.

The PHENIX experiment has been described in detail elsewhere [20,21]. For this analysis we utilize a subset of the detectors in PHENIX. We use the hadronic particle identification capabilities present in the west arm of the PHENIX spectrometer perpendicular to the beam direction [21] with polar and azimuthal ranges of  $|\eta| < .35$  and  $\pi/4$ , respectively, during its first year of running. In this analysis, the vertex is determined with a zero degree calorimeter (ZDC) and a pair of Cerenkov beam-beam counters (BBC). Pattern recognition and momentum reconstruction rely on a drift chamber and a pad chamber which occupy the region between 2.0 and 2.5 meters from the beam axis. The momentum resolution from these detectors is  $\delta p/p = 0.6\% \oplus 3.6\%p$ . Particle velocity is determined from the differential time measurements of the BBC and the electromagnetic calorimeter (EMC) [22], with a combined rms resolution of 600 ps, coupled with the path length determined from pattern recognition. The momentum determination and particle identification method are similar to [23], except that the time of flight is measured by the EMC. A pion is defined as being within 1.5 standard deviations of the pion mass-squared peak but at least 2.5 standard deviations away from the kaon peak. After applying inter-detector association cuts the background from mis-associated EMC hits is  $\sim 10\%$  as determined by a hit randomization technique. This background does not significantly distort the extracted radius in the correlation measurements, although it reduces the measured correlation strength ( $\lambda$ ). We did not correct for this background in our correlation analysis.

A total of 493K events in the most central 30% of the cross section survive all offline cuts. This sample con-

tains 3.1 million  $\pi^+$  pairs and 3.3 million  $\pi^-$  pairs in the analysis, and has a mean centrality of 10%.

The pion correlation function is determined from pairs of identical pions. The normalized probability of detecting two particles with relative momentum  $\mathbf{q} = \mathbf{p}_1 - \mathbf{p}_2$  and average momentum  $\mathbf{k} = (\mathbf{p}_1 + \mathbf{p}_2)/2$  is determined experimentally by the ratio of pairs from the same event (A) with those from different events (B):  $C_2(\mathbf{q}, \mathbf{k}) = A(\mathbf{q}, \mathbf{k})/B(\mathbf{q}, \mathbf{k})$ . Pairs of particles within 2 cm of each other in the drift chamber are eliminated from the analysis in both the real and background samples. Pairs that share the same EMC cluster are also removed from both samples. Finally, all pairs in the mixed background sample are required to be from events with a reconstructed BBC collision vertex within 1cm of each other.

We correct for the Coulomb interaction of the pairs in the correlation function by parameterizing the source as a Gaussian distribution in the pair center-of-mass frame and performing an iterative procedure [24] which accounts for the finite resolution of the detector. This procedure applied to the distribution of  $\pi^+-\pi^-$  pairs is in agreement with the data, although the statistics in the Run-1 opposite-signed analysis are not sufficient to independently determine the required Coulomb correction. Systematic studies of the Coulomb correction which vary both radius and magnitude within reasonable constraints produce variations in the final radii which never exceed 0.25 fm.

The relative momenta are projected into the variables  $q_{\text{long}}$ , along the beam direction,  $q_{\text{out}}$ , parallel to the transverse momentum of the pair  $k_T = \frac{1}{2}(\mathbf{p}_{T1} + \mathbf{p}_{T2})$ , and  $q_{\text{side}}$ , perpendicular to  $q_{\text{long}}$  and  $q_{\text{out}}$  [10,17]. These variables are calculated in the longitudinal co-moving system (LCMS), obtained by a longitudinal boost from the lab frame to the frame in which the longitudinal pair velocity vanishes. This frame is commonly used for sources expected to be invariant under longitudinal boosts [25].

The fully corrected correlation function for  $\pi^-$  pairs is shown in the top panels of Fig. 1; the large  $q$  region of the correlation function has been normalized to 1 in the plots. The data are fit to a Gaussian parameterization of the source using a MINUIT based log-likelihood method [4].

$$C_2 = 1 + \lambda \exp(-R_{\text{long}}^2 q_{\text{long}}^2 - R_{\text{side}}^2 q_{\text{side}}^2 - R_{\text{out}}^2 q_{\text{out}}^2) \quad (0.1)$$

where  $R_{\text{long}}$ ,  $R_{\text{side}}$ , and  $R_{\text{out}}$  are the conjugate variables to  $q_{\text{long}}$ ,  $q_{\text{side}}$ , and  $q_{\text{out}}$ , respectively. Errors quoted in the tables and figures are statistical only. Systematic errors come mainly from the Coulomb correction and dependence of the results on the two-track distance cuts. The combined systematic error for these effects, estimated by varying the cuts and corrections within reasonable bounds, is 8% for  $R_{\text{long}}$ , and  $R_{\text{side}}$ , and 4% for  $R_{\text{out}}$ . The

systematic error from residual correlations in the event-mixed background [2] is 2%, yielding a total systematic error of  $\sim 8\%$  for  $R_{\text{long}}$  and  $R_{\text{side}}$  and  $\sim 4.5\%$  for  $R_{\text{out}}$ .

The data set is subdivided into three  $k_T$  bins of equivalent statistics in order to study the momentum dependence of the correlation function. In Fig. 2, the radii for  $\pi^-$  pairs are shown to agree within statistical and systematic errors with previous measurements for overlapping  $k_T$  bins at this energy. This figure also shows  $k_T$  dependent radii for mid-rapidity pions from  $\sqrt{s_{\text{NN}}} = 17.3$  GeV Pb+Pb [26] and from Au+Au collisions at  $\sqrt{s_{\text{NN}}} = 4.9$  and 4.1 GeV [4,3]. For the transverse radii,  $R_{\text{out}}$  and  $R_{\text{side}}$ , the variation with collision energy is generally smaller than the statistical and systematic errors of the individual data points. There is no evidence for a change in the low- $k_T$  extrapolation of  $R_{\text{side}}$  with increasing  $\sqrt{s_{\text{NN}}}$  which would indicate a larger geometric source at higher energy. Nor is any change evident in  $R_{\text{out}}$  relative to  $R_{\text{side}}$  at high- $k_T$ , indicating a longer-lived source. This result is surprising given the factor of  $\sim 3$  change in the total charged particle multiplicity per unit rapidity at mid-rapidity [27]. Only  $R_{\text{long}}$  exhibits a significant variation with collision energy. To quantify this difference, we fit the  $R_{\text{long}}$  dependence to  $A/\sqrt{m_T}$  [12,15,28] for the three sets of beam energies. The results are overlaid with the data in the bottom panel of Fig. 2 and yield  $A = 3.32 \pm 0.03$ ,  $2.9 \pm 0.1$ , and  $2.19 \pm 0.05$  fm $\cdot$ GeV $^{1/2}$  for  $\sqrt{s_{\text{NN}}} = 130$ , 17.3, and 4.9/4.1 GeV respectively.

Although a finite emission duration contributes to  $R_{\text{out}}$  but not to  $R_{\text{side}}$ , dynamical correlations affect the two radii differently. A quantitative determination of the source lifetime can only be performed in the context of a dynamical model. The lower panel of fig. 3 shows the  $k_T$  dependence of the ratio  $R_{\text{out}}/R_{\text{side}}$  for PHENIX and STAR along with recent calculations for a thermalized source which undergoes a first order phase transition at critical temperatures ( $T_c$ ) of 160 and 200 MeV [19]. The rise in  $R_{\text{out}}/R_{\text{side}}$  which comes predominantly from a hadronic re-scattering phase is not present in the data, and the values of 1.6 ( $T_c = 160$  MeV) and 2.2 ( $T_c = 200$  MeV) at high  $k_T$  are excluded.

An additional consequence of strong dynamics occurs for sources in which the transverse expansion is relativistic. In this case,  $R_{\text{out}}$  measured in the LCMS frame is Lorentz contracted by the  $\gamma$  of the pion source velocity along the direction of  $q_{\text{out}}$  [29,30]. Current Lorentz invariant formulations of the correlation function [31,13] are insufficient to determine the source velocity due to transverse expansion, however, the pair center-of-mass system (PCMS) can be used to provide an upper limit on  $R_{\text{out}}$  [32]. The correlation function for  $\pi^-$  pairs in the PCMS frame is shown in the bottom panels of Fig. 1, and fit results for  $R_{\text{out}}^{\text{PCMS}}$  are listed in Table I. As expected,  $R_{\text{side}}$  and  $R_{\text{long}}$  are equal to the corresponding LCMS parameters within errors.

Two analytic expressions have been used to describe  $R_{\text{side}}$  as a function of  $m_T = \sqrt{k_T^2 + m_\pi^2}$  for a transversely expanding source,

$$R_{\text{side}}^2(m_T) = \frac{R_{\text{geom}}^2}{1 + \beta_f^2 \left(\frac{m_T}{T}\right)}, \quad (0.2)$$

$$R_{\text{side}}^2(m_T) = \frac{R_{\text{geom}}^2}{1 + \eta_f^2 \left(\frac{1}{2} + \frac{m_T}{T}\right)}. \quad (0.3)$$

Eq. 0.2 is a first order approximation in  $\frac{T}{m_T}$  for a longitudinally boost invariant source with finite temperature,  $T$ , and expansion velocity,  $\beta_T = \beta_f \rho / R_{\text{geom}}$ , where  $R_{\text{geom}}$  is the Gaussian transverse radius [13]. Eq. 0.3 includes an additional term in the approximation and the linear transverse expansion velocity is replaced by a transverse rapidity,  $\eta_T = \eta_f \rho / R_{\text{geom}}$  [15]. For a transverse surface rapidity of  $\eta_f = 0.85$  ( $\beta_f = 0.69$ ) and  $T = 125$  MeV [33,34], a fit of Eq. 0.3 to the PHENIX  $R_{\text{side}} m_T$  dependence yields,  $R_{\text{geom}} = 8.1 \pm 0.3$  fm with a  $\chi^2/\text{dof} = 9.6/6$ . To assess systematic errors the PHENIX data are also fit to Eq. 0.2, yielding  $R_{\text{geom}} = 6.7 \pm 0.2$  fm and  $\chi^2/\text{dof} = 9.1/6$ , and the STAR data are fit to Eq. 0.3, yielding  $R_{\text{geom}} = 9.4 \pm 0.1$  fm with  $\chi^2/\text{dof} = 21/6$ . These fits are shown in the top panel of Fig. 3. All values of  $R_{\text{geom}}$  are significantly larger than the comparable 1D rms radius for a Au nucleus [35] of  $\sqrt{\frac{1}{3}} \cdot \sqrt{\frac{3}{5}} \cdot 6.87 = 3.07$  fm.

In conclusion, we have extended the measurement of two particle correlations for Au+Au collisions at  $\sqrt{s_{\text{NN}}} = 130$  GeV to  $k_T = 1$  GeV/c with the PHENIX detector at RHIC.  $R_{\text{long}}(k_T)$  increases monotonically with collision energy, and no energy dependence is discernible in the  $k_T$  dependence of the transverse HBT radii. The measured ratio  $R_{\text{out}}/R_{\text{side}}$  is consistent with unity for all three bins in  $k_T$ , which is inconsistent with a typical thermodynamic model of a first order phase transition with hadronic re-scattering. Values of  $R_{\text{out}}^{\text{PCMS}}$  are used to constrain the Lorentz effects for a relativistic transverse expansion. Finally, fitting  $R_{\text{side}}(k_T)$  to two analytic expressions for an expanding source yields a transverse geometric radius that is much larger than the comparable radius for Au.

We thank the staff of the RHIC project, Collider Accelerator, and Physics Departments at BNL and the staff of PHENIX participating institutions for their vital contributions. We acknowledge support from the Department of Energy and NSF (U.S.A.), Monbu-sho and STA (Japan), RAS, RMAE, and RMS (Russia), BMBF, DAAD, and AvH (Germany), FRN, NFR, and the Wallenberg Foundation (Sweden), MIST and NSERC (Canada), CNPq and FAPESP (Brazil), IN2P3/CNRS (France), DAE and DST (India), KRF and CHEP (Korea), and the US-Israel Binational Science Foundation.

\* Deceased

† Not a participating Institution (author is an individual participant).

- [1] G. Goldhaber *et al.*, Phys. Rev. **120**, 300 (1960).
- [2] W.A. Zajc *et al.*, Phys. Rev. **C29**, 2173 (1984).
- [3] M. Lisa *et al.*, Phys. Rev. Lett. **84**, 2798 (2000).
- [4] R. Soltz, M.D. Baker, J.H. Lee, for E802 Coll., Nucl. Phys. **A661**, 439 (1999), L. Ahle *et al.*, to be submitted to Phys. Rev. **C**, (2002).
- [5] I.G. Bearden *et al.*, Eur. Jour. Phys. **C18**, 317 (2000).
- [6] C. Adler *et al.*, Phys. Rev. Lett. **87**, 082301 (2001).
- [7] U. Wiedemann and U. Heinz, Phys. Rep. **319**, 145, (1999).
- [8] G. Abbiendi *et al.*, Eur. Phys. J. **C16**, 423, (2000).
- [9] R. Hanbury-Brown and R. Twiss, Phil. Mag. **45**, 663, (1954).
- [10] S. Pratt, Phys. Rev. Lett. **53**, 1219 (1984).
- [11] S. Pratt, Phys. Rev. **D33**, 1314 (1986).
- [12] A.N. Makhlin and Y.M. Sinyukov, Z. Phys. **C39**, 69 (1988).
- [13] S. Chapman, J.R. Nix, U. Heinz, Phys. Rev. **C52**, 2694 (1995).
- [14] D.E. Fields *et al.*, Phys. Rev. **C52**, 986 (1995).
- [15] U. Wiedemann, P. Scotto, U. Heinz, Phys. Rev. **C53**, 918 (1996).
- [16] J. Bartke, Phys. Lett. **B174**, 32 (1986).
- [17] G. Bertsch and G.E. Brown, Phys. Rev. **C40**, 1830 (1989).
- [18] D. Rischke and M. Gyulassy, Nucl. Phys. **A608**, 479 (1996).
- [19] S. Soff, S.A. Bass, and A. Dumitru, Phys. Rev. Lett. **86**, 3981 (2001).
- [20] D.P. Morrison, Nucl. Phys. **A638**, 565c (1998), N. Saito, *ibid*, 575c (1998).
- [21] H. Hamagaki for PHENIX Coll., Nucl. Phys. **A698**, (2002).
- [22] S. White for PHENIX Coll., Nucl. Phys. **A698**, (2002).
- [23] K. Adcox *et al.* nucl-ex/0112006, submitted to Phys. Rev. Lett. (2001).
- [24] M.D. Baker, Nucl. Phys. **A 610**, 213c (1996).
- [25] J.D. Bjorken, Phys. Rev. **D27**, 140 (1983); F. Cooper, G. Frye, E. Schonberg, Phys. Rev. **D11**, 192 (1974).
- [26] I.G. Bearden *et al.*, NA44 Collaboration, Phys. Rev. **C58**, 1656 (1998).
- [27] L. Ahle *et al.*, Phys. Rev. **C57**, R466 (1998); D. B. Back *et al.*, Phys. Rev. Lett. **85**, 3100 (2000).
- [28] This functional form is motivated by an approximation in  $T/m_T$  in which  $A = \tau_0 T$ , where  $\tau_0$  is the proper time of hadronization.
- [29] S. Pratt, T. Csorgo, and J. Zimanyi, Phys. Rev. **C42**, 2646 (1990).
- [30] "Particle Production in Highly Excited Matter", Gutbrod and Rafelski ed., Plenum Press, 1993, p435.
- [31] F. Yano and S. Koonin, Phys. Lett. **B78**, 556 (1978).
- [32] Here the radii are Lorentz *extended* by  $\gamma_s$  measured in the PCMS frame. For a toy model of an azimuthally sym-

metric source in motion but not expanding,  $R_{\text{out}}^{\text{PCMS}} = \gamma_s \sqrt{R_{\text{side}}^2 + \beta_s^2 \tau^2}$ .

- [33] K. Adcox *et al.*, to be submitted to Phys. Rev. **C**, (2002).
- [34] These values are taken from fits to the single particle spectra for the 5-15% centrality bin for a linear velocity profile in a hard sphere. In the same reference it is shown that for a linear transverse rapidity in a Gaussian source these values vary by less than 2%.
- [35] B. Hahn, D.G. Ravenhall, and R. Hofstadter, Phys. Rev **101**, 1131 (1956).

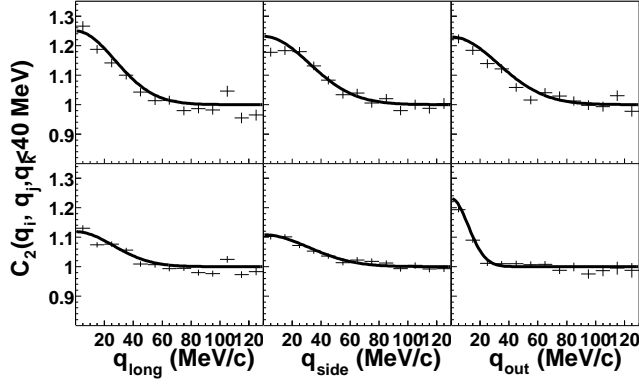


FIG. 1. The three dimensional correlation function for  $\pi^-$  pairs versus  $q_{\text{long}}, q_{\text{side}},$  and  $q_{\text{out}}$  in both the LCMS frame (top) and pair center-of-mass frame (bottom). The data are plotted versus one momentum difference variable while requiring the other two to be less than 40 MeV/c. The lines correspond to the fit to the entire distribution.

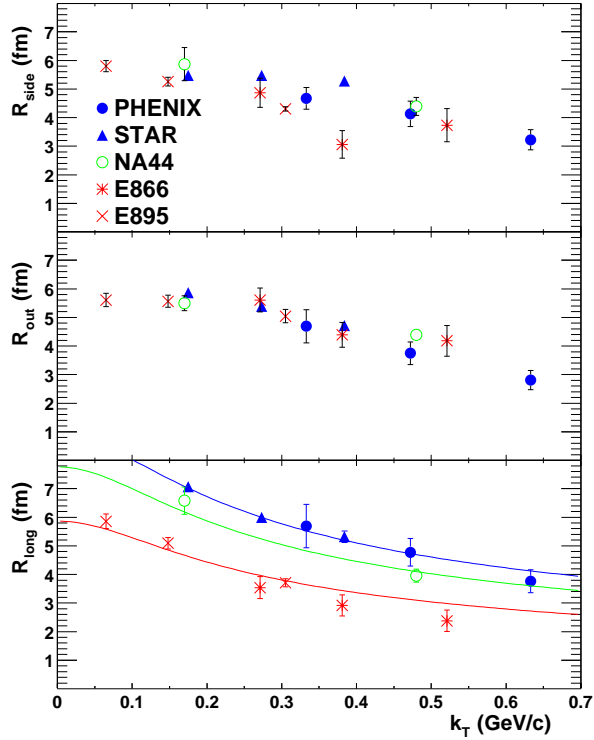


FIG. 2. HBT radii for pion pairs as a function of  $k_T$  measured at mid-rapidity for various energies from E895 ( $\sqrt{s_{\text{NN}}} = 4.1$  GeV), E866 ( $\sqrt{s_{\text{NN}}} = 4.9$  GeV), NA44 ( $\sqrt{s_{\text{NN}}} = 17.3$  GeV), STAR, and PHENIX ( $\sqrt{s_{\text{NN}}} = 130$  GeV). The bottom plot includes fits to  $A/\sqrt{m_T}$  for each energy region. The data are for  $\pi^-$  results except for the NA44 results, which are for  $\pi^+$ .

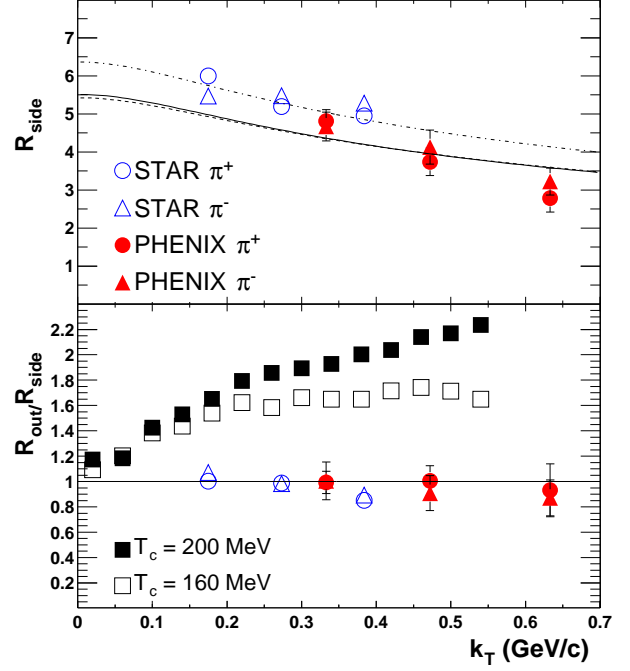


FIG. 3. The top panel shows the measured  $R_{\text{side}}$  from identical pions for STAR and PHENIX. The line solid line is a fit of Eq. 0.3 to the PHENIX data, and the dashed line is the same fit for Eq. 0.2. The dot-dashed line is a fit of Eq. 0.3 to the STAR data. The bottom panel shows the ratio  $R_{\text{out}}/R_{\text{side}}$  as a function of  $k_T$  overlaid with theoretical predictions for a phase transition for two critical temperatures.

TABLE I. The  $k_T$  dependencies of the  $\pi^+$  and  $\pi^-$  radii in the LCMS and PCMS frames. All momenta are in MeV and all radii are in fm. The errors are statistical only.

	$k_T$ (MeV)	$\langle k_T \rangle$		
		200 – 400	400 – 550	550 – 1000
		333	472	633
$\pi^+$	$R_{\text{inv}}$	$6.74 \pm 0.31$	$6.42 \pm 0.46$	$3.46 \pm 0.46$
	$\lambda_{\text{LCMS}}$	$0.423 \pm 0.037$	$0.389 \pm 0.039$	$0.287 \pm 0.048$
	$R_{\text{long}}$	$6.01 \pm 0.45$	$4.76 \pm 0.35$	$2.97 \pm 0.38$
	$R_{\text{side}}$	$4.81 \pm 0.30$	$3.74 \pm 0.36$	$2.79 \pm 0.37$
	$R_{\text{out}}$	$4.78 \pm 0.30$	$3.76 \pm 0.26$	$2.59 \pm 0.46$
	$R_{\text{out}}^{\text{PCMS}}$	$11.35 \pm 0.69$	$12.20 \pm 1.02$	$8.60 \pm 1.13$
$\pi^-$	$R_{\text{inv}}$	$6.00 \pm 0.30$	$5.96 \pm 0.41$	$4.58 \pm 0.48$
	$\lambda_{\text{LCMS}}$	$0.431 \pm 0.079$	$0.405 \pm 0.067$	$0.353 \pm 0.062$
	$R_{\text{long}}$	$5.69 \pm 0.76$	$4.77 \pm 0.49$	$3.76 \pm 0.41$
	$R_{\text{side}}$	$4.67 \pm 0.38$	$4.13 \pm 0.45$	$3.22 \pm 0.35$
	$R_{\text{out}}$	$4.69 \pm 0.58$	$3.75 \pm 0.40$	$2.81 \pm 0.34$
	$R_{\text{out}}^{\text{PCMS}}$	$11.27 \pm 0.72$	$12.42 \pm 1.18$	$11.89 \pm 1.73$