

Transverse mass distributions of neutral pions from ^{208}Pb -induced reactions at 158.4 GeV

WA98 Collaboration

M.M. Aggarwal⁴, A.L.S. Angelis⁷, V. Antonenko¹³, V. Arefiev⁶, V. Astakhov⁶, V. Avdeitchikov⁶, T.C. Awes¹⁶, P.V.K.S. Baba¹⁰, S.K. Badyal¹⁰, S. Bathe¹⁴, B. Batiounia⁶, T. Bernier¹⁵, K.B. Bhalla⁹, V.S. Bhatia⁴, C. Blume¹⁴, D. Bucher¹⁴, H. Büsching¹⁴, L. Carlén¹², S. Chattopadhyay², M.P. Decowski³, H. Delagrange¹⁵, P. Donni⁷, M.R. Dutta Majumdar², K. El Chenawi¹², K. Enosawa¹⁸, S. Fokin¹³, V. Frolov⁶, M.S. Ganti², S. Garpman¹², O. Gavrishchuk⁶, F.J.M. Geurts¹⁹, T.K. Ghosh⁸, R. Glasow¹⁴, B. Guskov⁶, H. Å.Gustafsson¹², H. H.Gutbrod⁵, I. Hrivnacova¹⁷, M. Ippolitov¹³, H. Kalechovsky⁷, R. Kamermans¹⁹, K. Karadjev¹³, K. Karpio²⁰, B. W. Kolb⁵, I. Kosarev⁶, I. Koutcheryaev¹³, A. Kugler¹⁷, P. Kulinich³, M. Kurata¹⁸, A. Lebedev¹³, H. Löhner⁸, D.P. Mahapatra¹, V. Manko¹³, M. Martin⁷, G. Martínez¹⁵, A. Maximov⁶, Y. Miake¹⁸, G.C. Mishra¹, B. Mohanty¹, M.-J. Mora¹⁵, D. Morrison¹¹, T. Mukhanova¹³, D. S. Mukhopadhyay², H. Naef⁷, B. K. Nandi¹, S. K. Nayak¹⁰, T. K. Nayak², A. Nianine¹³, V. Nikitine⁶, S. Nikolaev⁶, P. Nilsson¹², S. Nishimura¹⁸, P. Nomokonov⁶, J. Nystrand¹², A. Oskarsson¹², I. Otterlund¹², T. Peitzmann¹⁴, D. Peressounko¹³, V. Petracek¹⁷, F. Plasil¹⁶, M.L. Purschke⁵, J. Rak¹⁷, R. Raniwala⁹, S. Raniwala⁹, N.K. Rao¹⁰, K. Reygers¹⁴, G. Roland³, L. Rosselet⁷, I. Roufanov⁶, J.M. Rubio⁷, S.S. Sambyal¹⁰, R. Santo¹⁴, S. Sato¹⁸, H. Schlagheck¹⁴, H.-R. Schmidt⁵, Y. Schutz¹⁵, G. Shabratova⁶, T.H. Shah¹⁰, I. Sibiriak¹³, T. Siemiarzuk²⁰, D. Silvermyr¹², B.C. Sinha², N. Slavine⁶, K. Söderström¹², G. Sood⁴, S.P. Sørensen¹¹, P. Stankus¹⁶, G. Stefanek²⁰, P. Steinberg³, E. Stenlund¹², M. Sumera¹⁷, T. Svensson¹², A. Tsvetkov¹³, L. Tykarski²⁰, E.C.v.d. Pijll¹⁹, N.v. Eijndhoven¹⁹, G.J.v. Nieuwenhuizen³, A. Vinogradov¹³, Y.P. Viyogi², A. Vodopianov⁶, S. Vörös⁷, B. Wyslouch³, and G.R. Young¹⁶

- ¹ Institute of Physics, 751-005 Bhubaneswar, India
- ² Variable Energy Cyclotron Centre, Calcutta 700 064, India
- ³ MIT Cambridge, MA 02139, USA
- ⁴ University of Panjab, Chandigarh 160014, India
- ⁵ Gesellschaft für Schwerionenforschung (GSI), D-64220 Darmstadt, Germany
- ⁶ Joint Institute for Nuclear Research, RU-141980 Dubna, Russia
- ⁷ University of Geneva, CH-1211 Geneva 4, Switzerland
- ⁸ KVI, University of Groningen, NL-9747 AA Groningen, The Netherlands
- ⁹ University of Rajasthan, Jaipur 302004, Rajasthan, India
- ¹⁰ University of Jammu, Jammu 180001, India
- ¹¹ University of Tennessee, Knoxville, Tennessee 37966, USA
- ¹² Lund University, SE-221 00 Lund, Sweden
- ¹³ RRC "Kurchatov Institute", RU-123182 Moscow, Russia
- ¹⁴ University of Münster, D-48149 Münster, Germany
- ¹⁵ SUBATECH, Ecole des Mines, Nantes, France
- ¹⁶ Oak Ridge National Laboratory, Oak Ridge, Tennessee 37831-6372, USA
- ¹⁷ Nuclear Physics Institute, CZ-250 68 Rez, Czech Rep.
- ¹⁸ University of Tsukuba, Ibaraki 305, Japan
- ¹⁹ Universiteit Utrecht/NIKHEF, NL-3508 TA Utrecht, The Netherlands
- ²⁰ Institute for Nuclear Studies, 00-681 Warsaw, Poland

the date of receipt and acceptance should be inserted later

Abstract. Results on transverse mass spectra of neutral pions measured at central rapidity are presented for impact parameter selected 158.4 GeV Pb + Pb, and Pb + Nb collisions. The distributions cover the range $0.5 \text{ GeV}/c^2 \leq m_T - m_0 \leq 4 \text{ GeV}/c^2$. The change of the spectral shape with centrality is studied in detail. In going from peripheral to medium central collisions there is a nuclear enhancement increasing with transverse mass similar to the well known Cronin effect, while for very central collisions this enhancement appears to be weaker than expected.

PACS. 25.75.Dw Particle and resonance production

1 Introduction

Heavy ion reactions at ultrarelativistic energies provide information on nuclear matter at high energy density (for reviews see e.g. [1,2,3]). Hadron production is generally considered to be sensitive to the late freeze-out stage of the collision, when hadrons decouple from one another. Already from the experimentally determined shape of the transverse mass spectra it is evident that heavy ion reactions are not merely a superposition of nucleon-nucleon collisions [4].

The flattening of the transverse mass spectra in p+A collisions compared to p+p (Cronin-effect [5]) has been attributed to *initial state* multiple scattering of partons [6,7]. However, models which attempt to describe nucleus-nucleus reactions, like the Monte-Carlo programs VENUS [8] or RQMD [9] rely on the assumption that *final state* rescattering plays an important role in determination of the momentum distributions of the hadrons. If final state rescattering is very strong, the notion of local kinetic equilibrium may be valid, which is the basic assumption for a hydrodynamical description (see e.g. [10,11]).

It remains unclear, whether equilibration is attained. If it occurs, it will be important to isolate the contributions of thermal, pre-equilibrium, and initial state processes to the hadron yield. Since the latter are expected to dominate at large transverse momenta, it is hoped that systematic studies of hadron spectra over a large range in momentum might allow to disentangle these contributions. In the analysis of central reactions of Pb + Pb at 158-A GeV it is seen that both predictions of perturbative QCD [14,15] and hydrodynamical parameterizations [16] can describe the measured neutral pion spectra reasonably well. It is particularly surprising to observe that, on the one hand, a pQCD calculation gives a reasonable description also at relatively low momenta, while on the other hand, a hydrodynamical parameterization can provide a good description, even at very high momenta.

The understanding of the relative contributions of the various soft and hard processes in particle production is especially important in view of the recent interest in the energy loss of partons in dense matter [12,13], generally referred to as *jet quenching*, as a possible probe for the quark-gluon-plasma. One of the suggested experimental hints of jet quenching is the suppression of particle production at high transverse momenta. In order to confirm such an interpretation, it is important to study other possible nuclear modifications of particle production in detail. More information in this respect may be gathered from the variation of the particle spectra for different reaction systems or different centralities. First attempts in this respect have been discussed in [14], where the neutral pion average p_T as a function of the centrality was shown to rise from p+p collisions to peripheral Pb+Pb collisions and to saturate for medium central and central Pb+Pb collisions. It was also seen that the neutral pion yield for reactions with more than about 30 participating nucleons N_{part} exhibits a scaling as N_{part}^α with a power $\alpha \approx 1.1$ which is approximately independent of p_T .

In the present paper we will present a detailed study of neutral pion transverse mass spectra in the range $0.5\text{GeV}/c^2 \leq m_T - m_0 \leq 4.0\text{GeV}/c^2$ and $2.3 \leq y \leq 3.0$ for collisions of Pb+Pb and Pb+Nb at 158-A GeV for different centralities.

2 Experiment

The CERN experiment WA98 [17] is a general-purpose apparatus which consists of large acceptance photon and hadron spectrometers together with several other large acceptance devices which allow to measure various global variables on an event-by-event basis. The experiment took data with the 158-A GeV ^{208}Pb beams from the SPS in 1994, 1995, and 1996. The data presented here were taken during the 1995 and 1996 beamtimes at the CERN SPS. The layout of the WA98 experiment as it existed during the final WA98 run period in 1996 is shown in Fig. 1.

Neutral pions are reconstructed from their two-photon decay, using photons measured with the LEDA spectrometer in the pseudorapidity interval $2.3 < \eta < 3.0$. This detector is located 21.5 m from the target and consists of 10,080 modules. Each module is a $4 \times 4 \times 40\text{ cm}^3$ (14.3 radiation lengths) TF1 lead-glass block read out by an FEU-84 photomultiplier. The high voltage is generated on-base with custom developed [19] Cockcroft-Walton voltage-multiplier type bases which are individually controlled by a VME processor. The photomultiplier signals are digitized with a custom-built ADC system [20]. Twenty-four lead-glass modules are epoxied together in an array 6 modules wide by 4 modules high to form a super-module. Each super-module has its own calibration and gain monitoring system based on a set of 3 LEDs and a PIN-photodiode mounted inside a sealed reflecting front cover dome [21]. The photon spectrometer is separated into two nearly symmetric halves above and below the beam plane in the two regions of reduced charged-particle density which result from the sweeping action of the GOLIATH magnet. More details about the experimental setup and photon spectrometer can be found in [22].

The acceptance of the photon spectrometer for π^0 detection in rapidity and transverse mass is shown in Fig. 2. It is calculated for a 750 MeV photon energy threshold. The acceptance covers the region $2.3 < y < 3.0$, near mid-rapidity ($y_{cm} = 2.9$).

The minimum bias trigger requires a valid signal of the beam counters and a minimum amount of transverse energy $E_T \gtrsim 5\text{ GeV}$, detected by the Mid-Rapidity Calorimeter, MIRAC [18], which is located 24 m downstream of the target. MIRAC consists of a hadronic and an electromagnetic section and covers the pseudorapidity interval $3.5 < \eta < 5.5$. Data have been taken with the 158-A GeV lead beam on targets of Pb (495 and 239 mg/cm²) and Nb (218 mg/cm²). For the present analysis 9.7 million Pb+Pb and 0.23 million Pb+Nb minimum bias events were accumulated. The minimum bias cross sections have been calculated from the number of beam triggers and minimum bias triggers and the target thicknesses. The yields have been corrected for small non-target background contributions (typically a few percent) to obtain $\sigma_{mb} \approx 6300\text{ mb}$ and 4400 mb for Pb + Pb and Pb + Nb reactions, respectively. These absolute cross sections are estimated to have an overall systematic error of less than 10%.

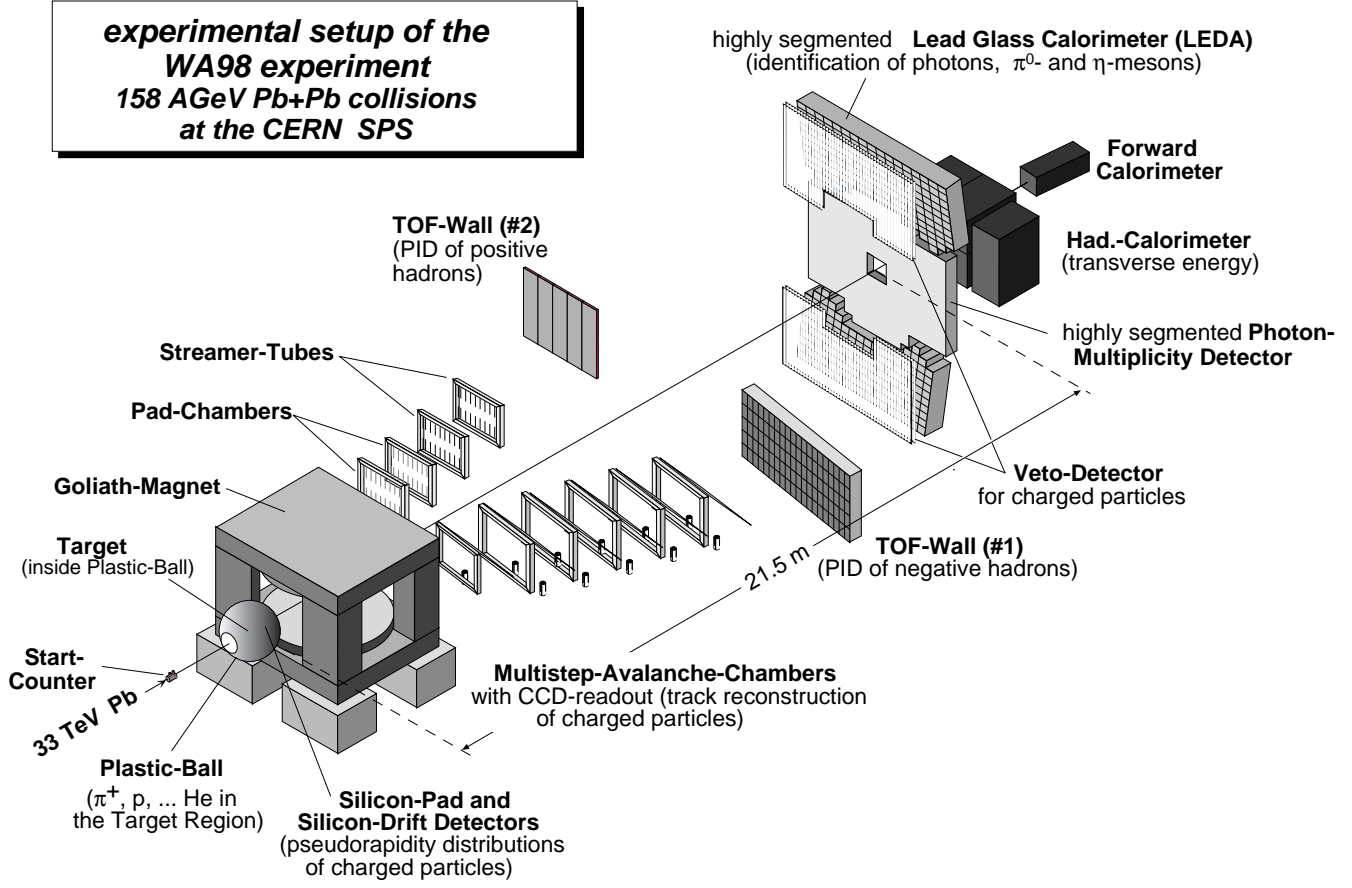


Fig. 1. The WA98 experimental setup.

3 Pion Reconstruction and Efficiency

The method for pion reconstruction is similar to that used by the WA80 collaboration as discussed in [4]. It is also discussed at length in [22,23] so we will only briefly sketch the basics of the method.

The showers used for the extraction of the neutral pion yield via the $\gamma\gamma$ decay branch can be selected with different criteria. It has been demonstrated that the extracted yield does not depend significantly on the choice of these photon identification cuts [22]. For the present analysis, showers with a small lateral dispersion [24] have been selected as photon candidates.

Hits in LEDA are combined pairwise to provide distributions of pair mass vs. pair transverse mass ($m_T = \sqrt{p_T^2 + m_0^2} - m_0$, where m_0 is the π^0 rest mass) for all possible combinations. These distributions are obtained both for real events, $R(m_{inv}, m_T)$, and for so-called mixed events, $M(m_{inv}, m_T)$, where a hit from one event is combined with a hit from another event with similar multiplicity. $M(m_{inv}, m_T)$ provides a good description of the combinatorial background and is subtracted from $R(m_{inv}, m_T)$ to obtain the mass distribution of neutral pions (see Fig. 3).

The large multiplicities, especially in central reactions of Pb + Pb, lead to a considerable probability that showers in the detector overlap and influence each other. Particles may be lost for reconstruction. In other cases the particle might be mea-

sured with an incorrect apparent energy. These effects lead to a detector efficiency for pion reconstruction which depends on particle density. To study this detection efficiency, the GEANT [25] simulation package has been used to create artificial signals for the lead glass modules corresponding to neutral pions incident on the detector. The effects of detector noise and the digitization of the photomultiplier signals are also implemented. To obtain the π^0 reconstruction efficiency, these simulated photon shower pairs have been superimposed onto the measured events. The simulation provides the means to extract the probability that a pion at a given input transverse mass $m_T^{(0)}$ will be measured with $m_T^{(1)}$. These probabilities, extracted as a function of $m_T^{(0)}$, can be understood as a matrix which transforms the real physical distributions into the measured ones. These correction matrices are used to correct the measured distributions. A detailed description of the efficiency correction can be found in [22].

The distributions have then been corrected for contributions from reactions of Pb projectiles with material other than the target (e.g. residual gas, exit windows, etc.). The corresponding corrections were obtained by measurements performed without target. The corrections are negligible for medium-central and central reactions.

The systematic errors on the measured transverse mass spectra are dominated by the following contributions:

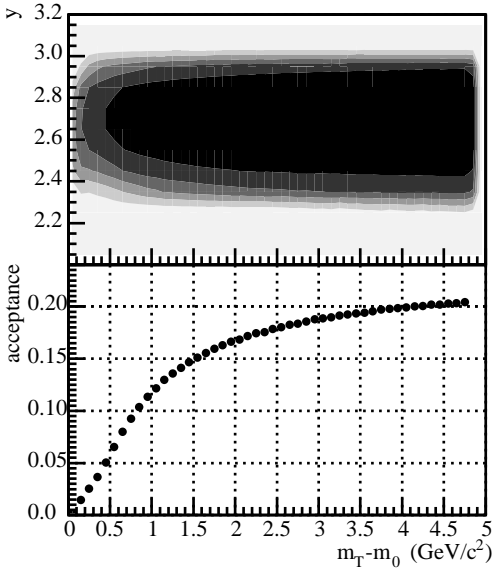


Fig. 2. Top: Geometrical acceptance for neutral pions as a function of p_T and y . Bottom: Rapidity-integrated acceptance in $2.0 < y < 3.2$ as a function of $m_T - m_0$.

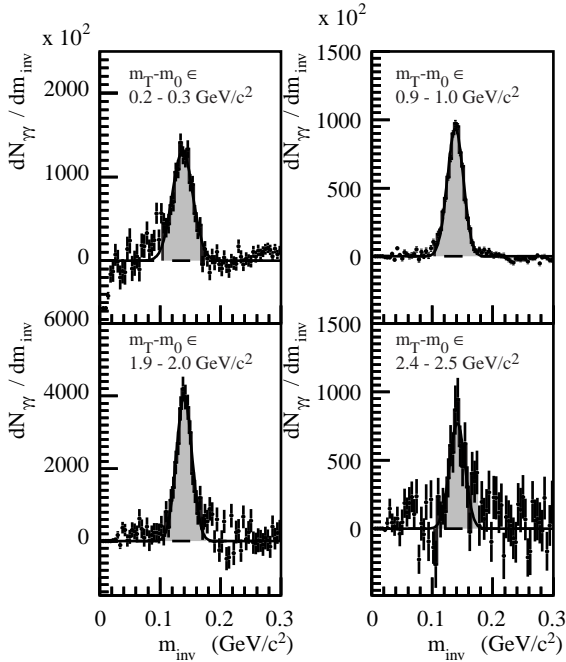


Fig. 3. Invariant mass distributions of photon pairs for minimum bias Pb + Pb collisions in different intervals of $m_T - m_0$. The combinatorial background has been calculated using mixed-event distributions and subtracted.

- An uncertainty in the absolute calibration of the momentum scale of 1%. This may be translated into an uncertainty in the yields of a few % at low m_T rising to $\approx 13\%$ at $m_T - m_0 = 3.5 \text{ GeV}/c^2$, which is independent of centrality or reaction system.
- Uncertainties in the π^0 extraction which include the error in the determination of the invariant mass peak content and the propagation of the energy resolution through

the acceptance and efficiency corrections. This is largest in central collisions. It leads to an error below 10% for $m_T - m_0 \geq 0.5 \text{ GeV}/c^2$ for most samples.

- Uncertainties in the correction for contributions from non-target reactions, which are only relevant for peripheral reactions. This leads to an error below 10% for $m_T - m_0 \geq 0.5 \text{ GeV}/c^2$.

The total centrality dependent systematic error is below 10% for $m_T - m_0 \geq 0.5 \text{ GeV}/c^2$ for most centrality classes and below 20% for the most central sample.

4 Results

4.1 Neutral Pion Spectra

Neutral pion spectra for Pb + Pb and Pb + Nb collisions for minimum bias and selected centralities are presented in Fig. 4. On the left hand side results for Pb + Pb minimum bias as well as for the 12.7% most central and the 17% most peripheral event selections are shown. Included also are results of fits to exponentials of the form

$$f(m_T - m_0) = C \cdot \exp\left(-\frac{m_T - m_0}{T}\right) \quad (1)$$

fitted over the range $0.7 \text{ GeV}/c^2 \leq m_T - m_0 \leq 1.9 \text{ GeV}/c^2$. As noted previously [4,14], the data clearly deviate from the exponential shape when considered over the full range of transverse masses. The fit in the limited transverse mass range can, however, still be used to extract slope parameters T . For the 12.7% most central collisions one finds $T = 221 \pm 2 \text{ MeV}$ which is significantly larger than the value of $T = 208 \pm 5 \text{ MeV}$ for peripheral collisions. Spectra for reactions of Pb + Nb (minimum bias and 10% central) are shown on the right hand side. The spectral shapes are very similar to those for Pb + Pb collisions. For central collisions a slope parameter of $T = 213 \pm 13 \text{ MeV}$ is extracted which is intermediate compared to that of peripheral and central Pb + Pb collisions. Since the statistics for the Pb + Nb dataset is limited, we will concentrate on the Pb + Pb reactions in the rest of the paper.

In Fig. 5 the multiplicity distribution for central collisions is compared to predictions of the event generators FRITIOF 7.03 [26], VENUS 4.12 [8], and HIJING 1.36 [27]. Clearly FRITIOF does not describe the data at all, while VENUS and HIJING yield a more reasonable description. The prediction of the pQCD calculation from [15] is included as a solid line, which also shows a reasonable agreement with the data. The degree of agreement of the models can be better seen in Fig. 6 where the ratio of the experimental data to the generator results is shown. FRITIOF is not included as the discrepancies are already evident from Fig. 5. VENUS overpredicts the pion production at high m_T by about a factor of two. HIJING shows the best agreement at large momenta but underpredicts the data slightly at intermediate m_T . Also the Monte Carlo models lead to a stronger concave curvature than the data. The pQCD calculation overpredicts the data by $\approx 30\%$ at high m_T .

The momentum spectra for central collisions have been published already in [14]. As discussed in the corresponding erratum, cross section estimates had turned out to be incorrect. In

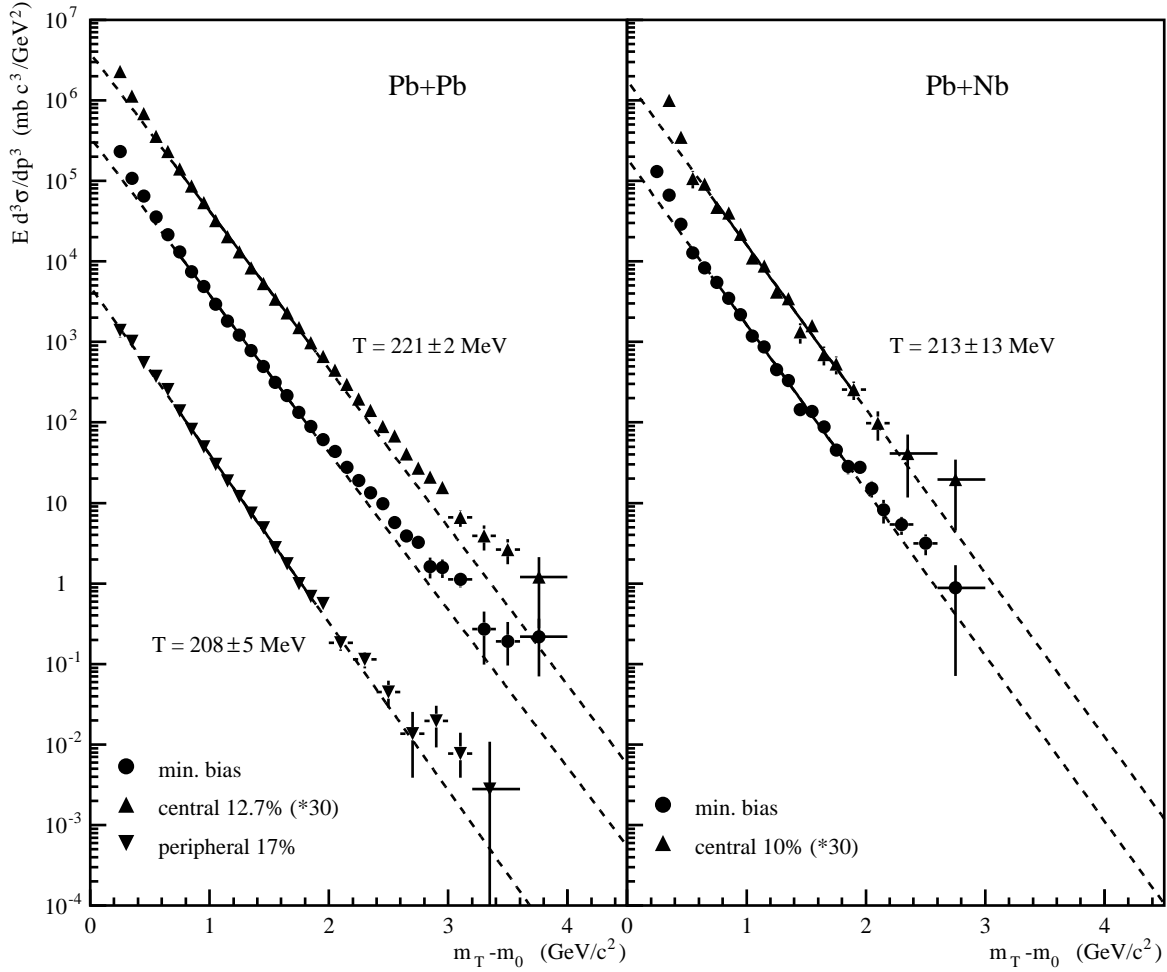


Fig. 4. Invariant cross sections of neutral pions for Pb + Pb (left) and Pb + Nb collisions (right) of different centralities as a function of $m_T - m_0$.

the course of the present analysis it was realized that for the presentation of the results in figure 1 of Ref. [14], the π^0 multiplicities were incorrectly normalized. All other results and conclusions of Ref. [14] are unchanged. Unfortunately, the same improperly normalized distributions were analyzed in Ref. [15]. The correct normalization reduces the π^0 multiplicities by 27% with the result that the pQCD calculations presented there would overpredict the measured WA98 π^0 result, as shown in Fig. 6. Still different parameters for the p_T -broadening in these calculations might possibly enable the model to describe the central distributions better. More stringent tests of such a model can be performed when looking at the detailed centrality dependence of the pion production which has been done in the following.

The minimum bias sample has been subdivided into eight centrality samples summarized in Table 1. Measurements were performed with and without magnetic field, which does not affect the neutral pion distributions, but alters the transverse energy used to determine the centrality. The corresponding cuts have been adjusted so that always the same fractions of the minimum bias cross section were selected. The data samples with and without magnetic field agree well with each other and have been combined in the present analysis. Table 1 shows the transverse energy cuts for one particular data set as an example.

All the transverse mass distributions for Pb + Pb collisions for the different centrality classes as a function of $m_T - m_0$ have a very similar shape (see Fig. 7). The distributions are compared more closely in Fig. 8 where the spectra for given centrality classes are divided by the minimum bias spectrum. The main features observed in these ratios are:

1. The ratio decreases with increasing m_T for peripheral reactions (class 1). The peripheral spectra are obviously steeper than minimum bias spectra. The decrease is also visible in semi-peripheral reactions (classes 2 and 3), but weakens for decreasing impact parameter.
2. In semi-central collisions (classes 4-6) the ratios increase with m_T – the spectra are flatter than for minimum bias.
3. In central collisions (class 7 and 8), the ratios appear to decrease again with m_T .

Obviously the spectra become flatter when going from peripheral reactions to semi-central reactions, consistent with the nuclear enhancement seen in p + A [5] and in S + Au collisions [4]. However, the enhancement does not continue to grow for very central collisions but instead the spectra appear to become steeper again.

This observation is surprising, because both initial state (parton multiple scattering) and final state (hadron rescattering)

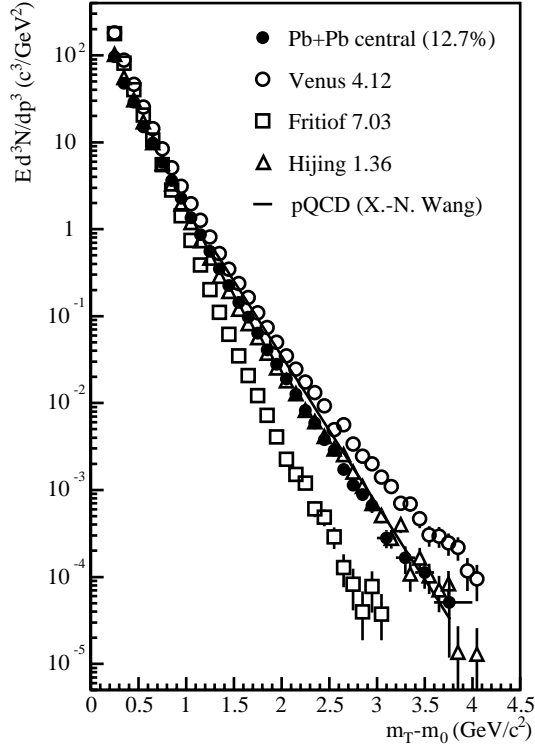


Fig. 5. Invariant multiplicity distributions of neutral pions for central Pb + Pb collisions as a function of $m_T - m_0$ compared to predictions of Monte Carlo event generators.

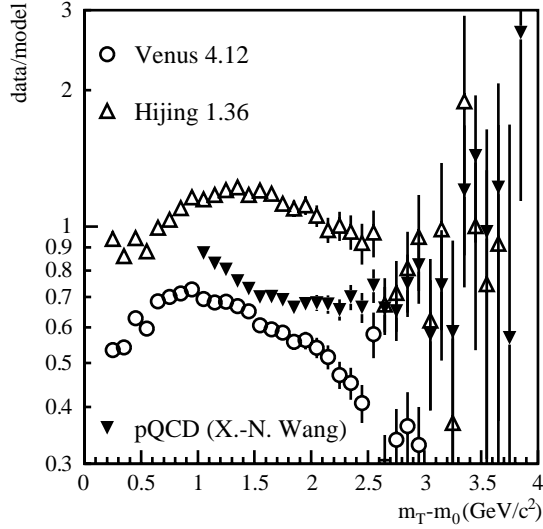


Fig. 6. Ratios of measured invariant multiplicity distributions of neutral pions to those from Monte Carlo event generators for central Pb + Pb collisions as a function of $m_T - m_0$.

mechanisms are expected to yield a further flattening of the spectra with decreasing impact parameter, i.e. increasing thickness or volume.

4.2 Average p_T and Inverse Slopes

Another means to characterize the spectral shape is via the average transverse momentum $\langle p_T \rangle$, or via the inverse slopes

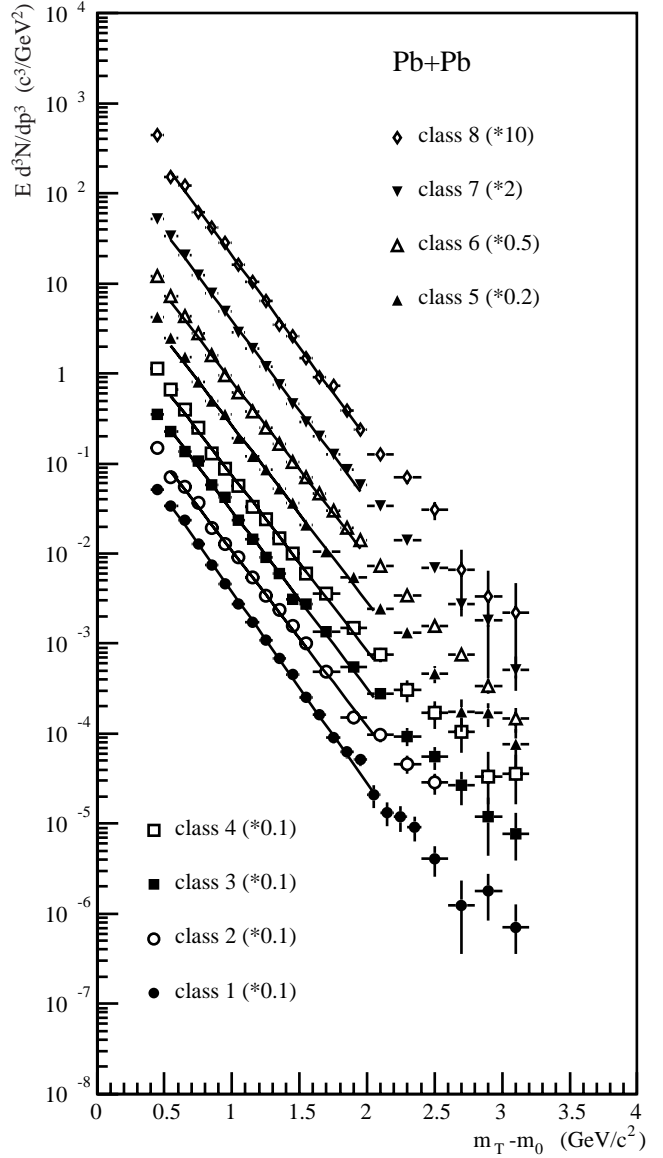


Fig. 7. Invariant multiplicity distributions of neutral pions for Pb + Pb collisions of different centralities as a function of $m_T - m_0$. The solid lines show exponential fits to the spectra.

T of the spectra. The truncated average transverse momentum has already been presented in [14], where it was shown that the values of $\langle p_T(p_T^{min}) \rangle$, with a lower cutoff of $p_T^{min} = 0.4 \text{ GeV}/c^2$, increase from peripheral to medium central collisions but seem to saturate for still smaller impact parameters. Since the $\langle p_T(p_T^{min}) \rangle$ is dominated by the momentum region near the cutoff, this is not in contradiction with the dependence observed in Fig. 8. A similar analysis has been performed with inverse slope parameters which were obtained by fitting exponentials (Eq. 1) to the spectra in limited regions of transverse mass. The extracted slope parameters as a function of the number of participants are shown in Fig. 9. Fits in the lowest m_T interval yield a slope of $T = 204 \text{ MeV}$ for peripheral reactions. In the intermediate centrality range the slope appears to be constant at $T \approx 220 \text{ MeV}$. Although consistent with this

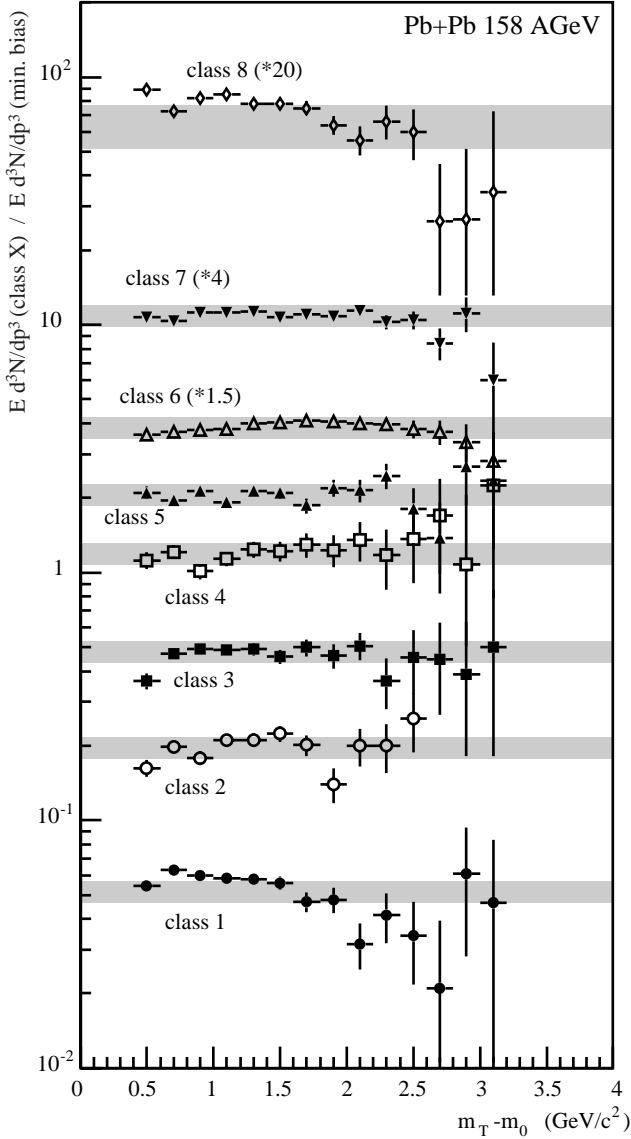


Fig. 8. Ratios of invariant multiplicity distributions of neutral pions for Pb + Pb collisions of different centralities to minimum bias distributions as a function of $m_T - m_0$. The grey bands show the estimate of the centrality dependent systematic error.

constant value, there is an indication of a decrease to a value of $T = 213$ MeV for the most central collisions. In fact, in the mean transverse momentum analysis of Ref. [14] a similar effect is seen – in this case it was still compatible with a saturated constant value.

Inverse slopes have also been extracted for other intervals of transverse mass (see Fig. 9). For all centralities the slopes increase with larger transverse mass, which is another demonstration of the curvature of the spectra. The centrality dependence is more pronounced for the higher m_T regions ($1 - 2$ GeV/ c^2 and $2 - 3$ GeV/ c^2). There is a continuous rise in the inverse slope from very peripheral reactions up to reactions with $N_{part} \approx 130$, the highest slopes reaching $T \approx 240$ MeV and $T \approx 260$ MeV, respectively. There is an indication of a decrease in the slope for very central collisions where the cor-

class	E_T (GeV)	σ/σ_{mb}	$\langle N_{part} \rangle$	$\langle N_{coll} \rangle$
1	≤ 24.35	17.2 %	12 ± 2	9.9 ± 2.5
2	$24.35 - 55.45$	15.8 %	30 ± 2	30 ± 5
3	$55.45 - 114.85$	18.2 %	63 ± 2	78 ± 12
4	$114.85 - 237.35$	23.5 %	132 ± 3	207 ± 21
5	$237.35 - 326.05$	12.3 %	224 ± 1	408 ± 41
6	$326.05 - 380.35$	6.2 %	290 ± 2	569 ± 57
7	$380.35 - 443.20$	5.8 %	346 ± 1	712 ± 71
8	> 443.20	1.0 %	380 ± 1	807 ± 81
6 - 8	> 326.05	12.7 %	323 ± 1	651 ± 65

Table 1. Centrality classes, as selected by the amount of transverse energy measured in MIRAC, for Pb + Pb collisions. The average number of participants and binary nucleon-nucleon collisions as calculated with VENUS 4.12 with an estimate of the systematic error. Please note that the systematic error in the number of collisions is correlated for all samples.

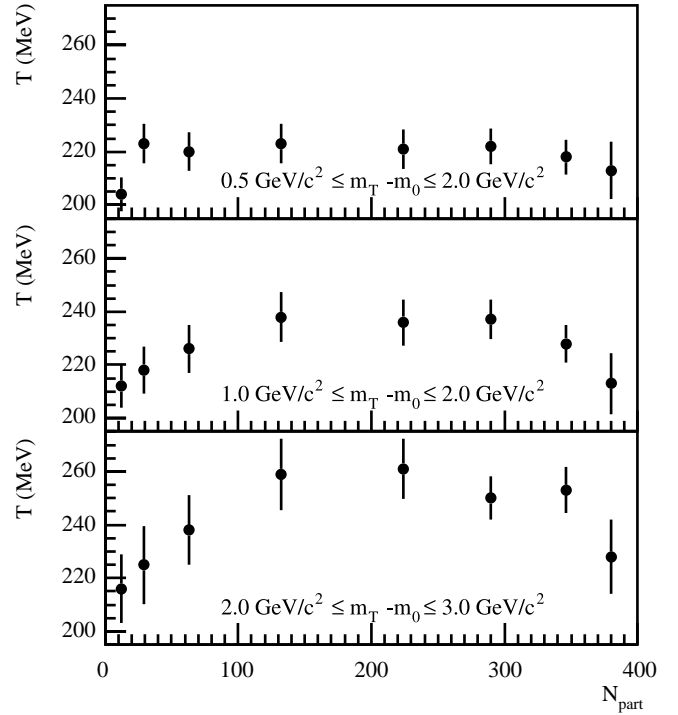


Fig. 9. Inverse slope parameters T of neutral pion transverse mass distributions as a function of the number of participants in Pb + Pb collisions. The exponential fits are performed in different regions $m_T - m_0$ as indicated. The error bars shown contain statistical and systematic errors added in quadrature.

responding values are smaller than the maximum by more than 20 MeV.

4.3 Scaling with System Size

In addition to variations of the shape of the momentum spectra it is of interest to study the variations in absolute multiplicities. Especially at high transverse momentum one naïvely expects an increase of the cross section proportional to the mass number of the nuclei and, correspondingly, an increase of the mul-

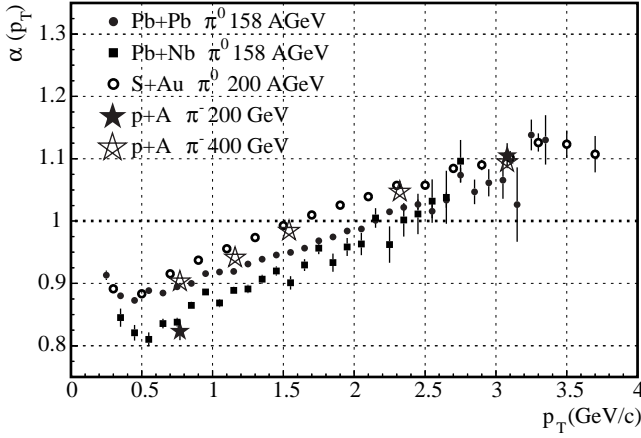


Fig. 10. Exponent α of the mass dependence of neutral pion cross sections as a function of transverse momentum. Values are obtained from ratios of minimum bias Pb + Pb and Pb + Nb collisions to a parameterization of p+p collisions. Included for comparison are results for S+Au collisions at 200 A GeV [4] and the proton induced data from Ref. [5].

tiplicity proportional to the number of binary collisions due to the importance of hard scattering. In fact, it was already observed in pA collisions at beam energies of 200 – 400 GeV [5] that the increase in cross section at high transverse momenta is even stronger than the increase in the target mass.

This scaling behaviour can be investigated by parameterizing the data according to the phenomenological expression:

$$E \frac{d^3\sigma}{dp^3}(A+B) = (A \cdot B)^{\alpha(p_T)} E \frac{d^3\sigma}{dp^3}(p+p), \quad (2)$$

where A and B are the mass numbers of the projectile and target nuclei. For this purpose the experimental data have been compared to a parameterization of pp reactions scaled to the same \sqrt{s} [23]:

$$E \frac{d^3N}{dp^3} = C \cdot \left(\frac{p_0}{p_T + p_0} \right)^n, \quad (3)$$

with $C = 4.125c^3/\text{GeV}^2$, $p_0 = 9.02 \text{ GeV}/c$ and $n = 55.77$. The values of the exponents α for minimum bias reactions of Pb+Pb and Pb+Nb are shown in figure 10. Included for comparison are results for S+Au collisions at 200 A GeV [4] and the proton induced data from [5]. All data follow the same trend, i.e. the exponent is considerably lower than one for low transverse momenta and increases monotonically with p_T finally reaching values > 1 for high p_T . However, the values differ by about 10% for the different systems and the point where they cross the line $\alpha = 1$ ranges from $p_T = 1.5 \text{ GeV}/c^2$ to $2.5 \text{ GeV}/c^2$. It should be noted, that the different experimental trigger biases may influence these results.

This form of scaling analysis is only applicable to minimum bias reactions. To study the scaling behaviour for heavy ion reactions of different centralities the scaling with the number of participants or collisions is more appropriate. A general analysis of the scaling behaviour of transverse energy and particle production in Pb + Pb collisions has been presented in [28] and the scaling of neutral pion production with the number of

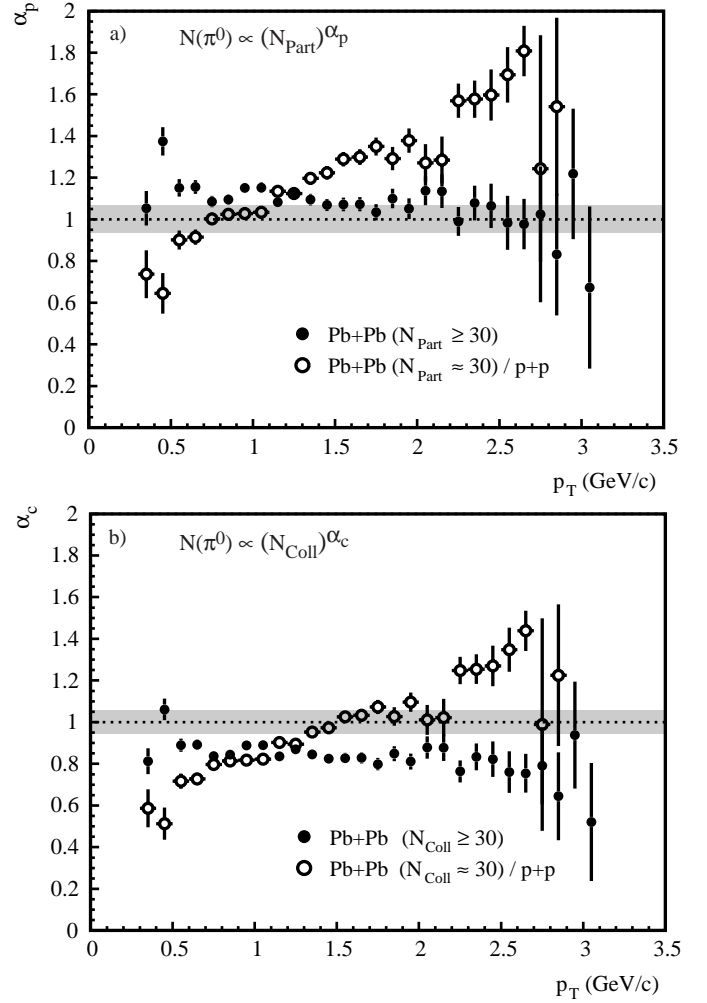


Fig. 11. Exponent α of neutral pion transverse mass distributions parameterized as a function of the number of participants (a) and collisions (b) in Pb + Pb collisions. The exponents are shown as a function of p_T . The open circles are obtained from the ratio of semi-peripheral Pb+Pb data to p+p data, while for the filled circles fits of a power law to the seven most central classes are performed. The grey bands indicate the systematic error relevant for this fit from the calculation of the number of participants and collisions and from the centrality dependent systematic error of the neutral pion multiplicity. The error bars are only statistical.

participants in [14]. Here the neutral pion production scaling is analyzed both as a function of the number of collisions and as function of the number of participants. As in the earlier publications the yield is parameterized as:

$$E \frac{d^3N}{dp^3}(N_{Part}) \propto (N_{Part})^{\alpha_p} \quad (4)$$

or

$$E \frac{d^3N}{dp^3}(N_{coll}) \propto (N_{coll})^{\alpha_c}. \quad (5)$$

The results are presented in Fig. 11 where the upper panel shows the scaling with the number of participants and the lower panel with the number of collisions. The number of participants and collisions have been obtained as described in [28].

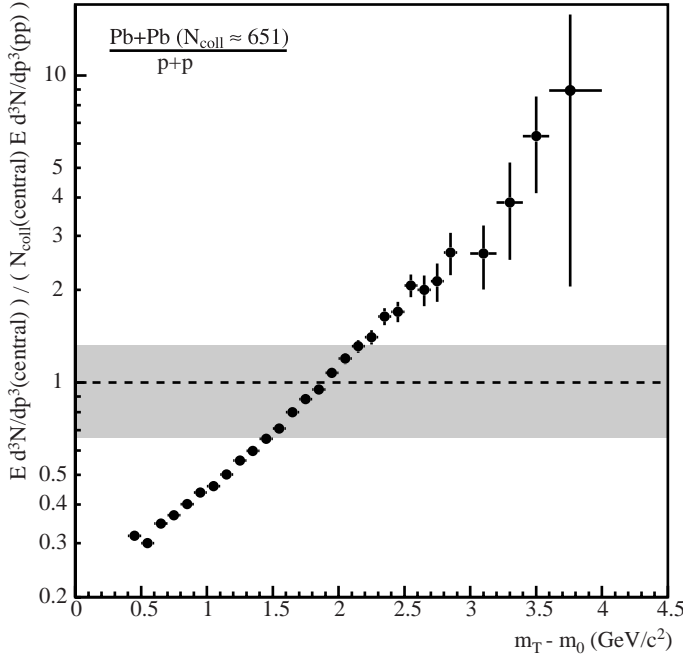


Fig. 12. Ratios of invariant multiplicity distributions of neutral pions for central Pb+Pb reactions to the parameterization of p+p reactions normalized to the number of binary collisions, also called the nuclear modification factor. The grey band shows the estimate of the systematic error due to the calculation of the number of collisions and the absolute cross section normalization relative to p+p.

The open circles represent the exponents calculated from the ratio of semi-peripheral collisions (class 2) to the parameterization of pp collisions (Eq. 3). In this case a behaviour very similar to the original Cronin-effect is observed: The exponents increase monotonically with increasing p_T reaching values > 1 for large p_T . A scaling of the particle yields with $(N_{coll})^{\alpha_c=1}$ is equivalent to a scaling of the minimum bias cross sections with $A^{\alpha=1}$. This value is reached in Fig. 11b at $p_T \approx 1.5 \text{ GeV}/c^2$, similar to where the scaling exponents of the p+A and S+Au data in Fig. 10 reach the value of 1. However, the minimum bias Pb+Pb data in Fig. 10 show a weaker scaling exponent at intermediate and higher p_T .

This observation is expected from the behaviour of the Pb+Pb spectra with increasing centrality shown in Fig. 8. Fits to the centrality classes 2-8 (displayed as filled circles in Fig. 11), i.e. up to the most central collisions, show almost constant exponents for all transverse momenta. In fact, the values even indicate a slight decrease with increasing p_T . At the highest p_T the exponents appear to be $\alpha_p \approx 1$ and $\alpha_c \approx 0.8$. They are considerably below the scaling exponents for semi-peripheral Pb+Pb relative to p+p. Noticeably the scaling exponent α_c is also significantly below the value of 1 expected as a naïve scaling for hard scatterings.

Ratios of the measured pion multiplicity distributions for two different samples (labeled X and Y) normalized to the number of collisions given in Table 1:

$$R_{XY}(m_T) \equiv \frac{\left(E \frac{d^3N}{dp^3}(m_T)/N_{coll}\right)_X}{\left(E \frac{d^3N}{dp^3}(m_T)/N_{coll}\right)_Y} \quad (6)$$

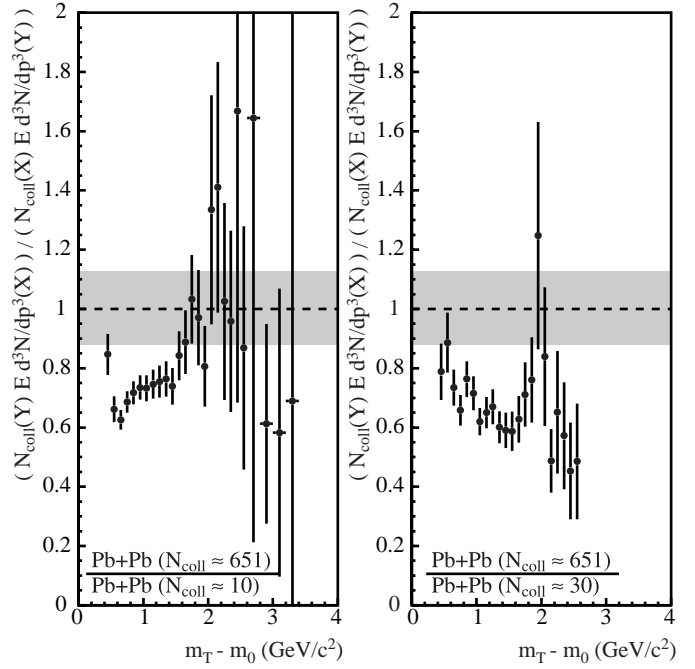


Fig. 13. Ratios of invariant multiplicity distributions of neutral pions for central to peripheral Pb+Pb collisions normalized to the number of binary collisions. The left plot shows the ratio using the most peripheral sample, the right plot a similar ratio with the second most peripheral sample. The grey bands show the estimate of the systematic error due to the calculation of the number of collisions and due to the systematic error in the π^0 distribution.

are shown in Figs. 12, 13 and 14. In Fig. 12 the ratio of the 12.7% most central collisions to the parameterization of p+p is shown:

$$R_X(m_T) \equiv \frac{\left(E \frac{d^3N}{dp^3}(m_T)/N_{coll}\right)_X}{\left(E \frac{d^3N}{dp^3}(m_T)\right)_{pp}}. \quad (7)$$

This special case of equation 6 is sometimes referred to as the *nuclear modification factor* [30]. The ratio is ≈ 0.3 at low m_T and increases exponentially towards higher m_T approaching values close to 10. This is in line with the earlier observations and demonstrates again that relative to p+p reactions there is a strong Cronin effect in heavy ion collisions for all centralities. However, it was also already observed that there are more subtle details in the development of the yield with decreasing impact parameter in heavy ion collisions, which will be concentrated on in the following.

Fig. 13 shows ratios of the 12.7% most central collisions to the two most peripheral samples. Both ratios are below 1 for low m_T . In comparison to the most peripheral sample (left part) the spectra are enhanced roughly proportional to the number of collisions in central reactions at higher m_T , while relative to the semi-peripheral class (right part) the enhancement is significantly weaker even at high m_T . Similar ratios for more detailed centrality selections are shown in Fig. 14. The ratio of peripheral Pb+Pb collisions to p+p (Eq. 3) (Fig. 14a) increases strongly with increasing transverse mass – this is in line with the Cronin effect discussed above. A similar trend is observed

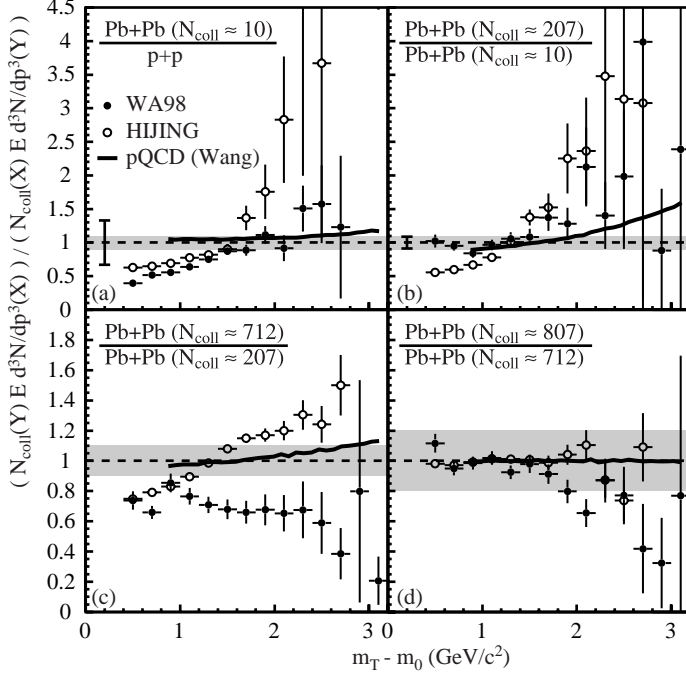


Fig. 14. Ratios of invariant multiplicity distributions of neutral pions normalized to the number of binary collisions. The upper left plot (a) shows the ratio of peripheral Pb+Pb collisions to the parameterization of p+p [3]. The other plots (b-d) show different ratios of a more central sample to a more peripheral sample of Pb+Pb collisions. The filled circles show the experimental results, the open circles are results from the HIJING event generator and the solid lines similar ratios from pQCD calculations including p_T broadening [30]. The grey bands show the estimate of the systematic error due to the systematic error in the π^0 distribution. The additional error bar in (a) and (b) shows the normalization uncertainty due to the calculation of the number of collisions and the absolute cross section normalization relative to p+p.

when going from peripheral to medium-central data (Fig. 14b). In addition, the pion production is seen to increase roughly proportional to the number of collisions even at low transverse masses. Going from medium central to central (Fig. 14c) the trend is reversed: the ratio decreases with increasing transverse mass as was already seen in Fig. 8 and the pion multiplicities increase more weakly than the number of collisions. The ratio of very central to central collisions shows an indication of a similar effect although not very significant.

Included in Fig. 14 are results of HIJING calculations (open circles) for the same centralities. They show a very different trend: For all but the most central case the ratios increase with increasing transverse mass, for high transverse masses the ratio is always larger than one. HIJING does not describe p+p data well at these energies while a reasonable description of central Pb+Pb collisions is obtained by an implementation of the Cronin effect via a soft transverse momentum kick model which introduces a very strong A dependence, as was pointed out already in [29]. Thus the reasonable description of central Pb+Pb collisions by HIJING appears to be fortuitous. The authors of [29] stated that a better implementation of the Cronin effect should use an additional intrinsic p_T of the incoming partons and a likely weaker p_T broadening. Still, in any model of

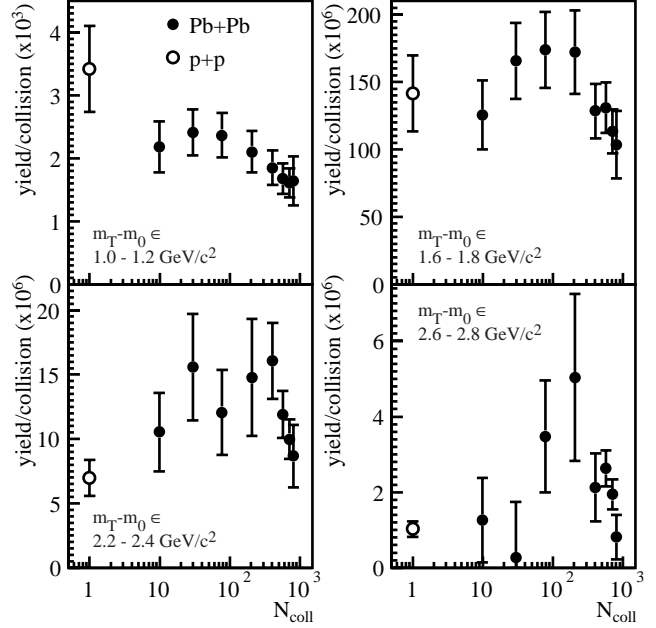


Fig. 15. Multiplicities of neutral pions normalized to the number of binary collisions N_{coll} as a function of N_{coll} for different ranges of transverse mass as indicated in the pictures. The filled circles show the experimental results for Pb+Pb reactions, the open circles the parameterization for p+p reactions (Eq. 3). The error bars contain statistical and systematic errors added in quadrature.

the Cronin effect one would expect the ratios of central to less central spectra, as shown in Fig. 14c, to be larger than one at high transverse mass. Similarly, one would expect the scaling exponent shown in Fig. 11 to be $\alpha_c > 1$ at high transverse momentum. A more refined calculation including intrinsic p_T was performed in [30] using the same model as in [15]. The results are also shown in Fig. 14 as solid lines. As expected, the ratios show a weaker increase at high m_T compared to HIJING, but are all ≥ 1 and thus do not explain the centrality dependence as seen in Fig. 14c.

With these observations in mind one can revisit the evolution of the particle yields with system size at given transverse mass. This is done in Fig. 15 where the neutral pion yield per binary collision:

$$R_{bin} \equiv E \frac{d^3N}{dp^3} / N_{coll} \quad (8)$$

is shown as a function of the number of collisions for four different transverse mass intervals. In addition to Pb+Pb reactions also the parameterization of p+p is included. At relatively low transverse mass the yield per collision decreases as expected from the scaling exponent $\alpha_c < 1$. With increasing transverse mass a rise of R_{bin} develops which is most prominent for the highest m_T . However, it is also clear that R_{bin} decreases significantly with N_{coll} for $N_{coll} > 200$. The exact point of turnover of the evolution of the pion yields could not be so easily observed in the investigation of the scaling exponents above – it is much more clearly born out when normalizing to the number of binary collisions as in R_{bin} .

5 Summary

We have presented transverse mass spectra of neutral pions in Pb+Pb reactions at 158-A GeV for different centralities. A comparison to several event generators found none of them able to adequately describe the spectra.

While there is a strong flattening of the transverse mass spectra in going from p+p to peripheral Pb+Pb reactions, and further to medium central reactions, there is an indication of a steepening of the spectra when going to the most central selections. The absolute yields at high transverse momenta show an enhancement which grows stronger than with the number of collisions up to medium central Pb+Pb collisions, which is qualitatively similar to the Cronin effect observed in p+A collisions. For central collisions, however, the further increase in multiplicity at high p_T is weaker than with the number of collisions. This is in qualitative contradiction with conventional explanations of the Cronin effect (p_T -broadening) which is expected to cause a further strengthening of the nuclear enhancement with more central collisions. As a possible explanation of this behaviour one may consider that the multiple scattering mechanisms which are expected to be responsible for the apparent p_T -broadening in pA and peripheral Pb+Pb might be modified in central Pb+Pb collisions. This might be possible if both *initial* and *final* state scatterings are relevant for the enhancement, and the relative contributions are shifted more towards final state contributions in central collisions, reminiscent of a more and more thermalized system. Alternative explanations might involve suppression mechanisms independent of the nuclear enhancement in question, e.g. an onset of quenching via energy loss of produced particles (partons or hadrons) in central Pb+Pb collisions.

We wish to express our gratitude to the CERN accelerator division for excellent performance of the SPS accelerator complex. We acknowledge with appreciation the effort of all engineers, technicians and support staff who have participated in the construction of the experiment.

This work was supported jointly by the German BMBF and DFG, the U.S. DOE, the Swedish NFR and FRN, the Dutch Stichting FOM, the Polish KBN under Contract No 621/E-78/SPUB-M/CERN/P-03/DZ211/, the Grant Agency of the Czech Republic under contract No. 202/95/0217, the Department of Atomic Energy, the Department of Science and Technology, the Council of Scientific and Industrial Research and the University Grants Commission of the Government of India, the Indo-FRG Exchange Program, the PPE division of CERN, the Swiss National Fund, the INTAS under Contract INTAS-97-0158, ORISE, Research-in-Aid for Scientific Research (Specially Promoted Research & International Scientific Research) of the Ministry of Education, Science and Culture, the University of Tsukuba Special Research Projects, and the JSPS Research Fellowships for Young Scientists. ORNL is managed by Lockheed Martin Energy Research Corporation under contract DE-AC05-96OR22464 with the U.S. Department of Energy. The MIT group has been supported by the US Dept. of Energy under the cooperative agreement DE-FC02-94ER40818.

References

1. Quark Matter '96 proceedings, Nucl. Phys. A **610** (1996).
2. Quark Matter '97 proceedings, Nucl. Phys. A **638** (1997).
3. Quark Matter '99 proceedings, Nucl. Phys. A **661** (1999).
4. WA80 Collaboration, R. Albrecht et al., Eur. Phys. J. C **5**, 255–267 (1998).
5. D. Antreasyan, et al. Phys. Rev. D **19**, 764 (1979).
6. A. Krzywicki et al., Phys. Lett. **B85** (1979) 407–416.
7. M. Lev and B. Petersson, Z. Phys. **C21** (1983) 155–161.
8. K. Werner, Phys. Rep. **232** (1993) 87–299.
9. H. Sorge, H. Stöcker, and W. Greiner, Nucl. Phys. **A498** (1989) 567c–576c.
10. K.S. Lee and U. Heinz, Z. Phys. **C43** (1989) 425–429.
11. E. Schnedermann et al., Phys. Rev. **C48** (1993) 2462–2475.
12. X.-N. Wang and M. Gyulassy, Phys. Rev. Lett. **68** (1992) 1480; X.-N. Wang, Phys. Rev. C **58** (1998) 2321.
13. R. Baier, D. Schiff, and B.G. Zakharov Ann.Rev.Nucl.Part.Sci. **50** (2000) 37-69 and references therein.
14. WA98 Collaboration, M.M. Aggarwal et al., Phys. Rev. Lett. **81** (1998) 4087; Phys. Rev. Lett. **84** (2000) 578 (erratum).
15. X.-N. Wang, Phys. Rev. Lett. **81** (1998) 2655–2658.
16. WA98 Collaboration, M.M. Aggarwal et al., Phys. Rev. Lett. **83** (1999) 926.
17. WA98 Collaboration, *Proposal for a large acceptance hadron and photon spectrometer*, 1991, Preprint CERN/SPSLC 91-17, SP-SLC/P260.
18. T.C. Awes et al., Nucl. Instrum. Methods Phys. Res. Sect. A **279**, (1989) 479.
19. S. Neumaier et al., Nucl. Instrum. Methods Phys. Res. Sect. A **376**, 368 (1996).
20. A. L. Wintenberg et al., Proceedings of Electronics for Future Colliders Conference, May 1994, LeCroy Corp.
21. T. Peitzmann et al., Nucl. Instrum. Methods Phys. Res. Sect. A **360**, 593 (1995).
22. WA98 Collaboration, M.M. Aggarwal et al., submitted to Phys. Rev. C, preprint nucl-ex/0006007.
23. C. Blume, doctoral thesis, University of Münster, Germany (1998).
24. F. Berger et al., Nucl. Instrum. Methods Phys. Res. Sect. A **321** (1992) 152–164.
25. R. Brun et al., GEANT3, CERN/DD/cc/84-1.
26. B. Andersson, G. Gustafson, and H. Pi, Z. Phys. C **57**, 485 (1993).
27. X.-N. Wang, and M. Gyulassy, Phys. Rev. D **44** (1991) 3501; Comput. Phys. Commun. **104** (1997) 70.
28. WA98 Collaboration, M.M. Aggarwal et al., Eur. Phys. J. C **18** (2001), 651–663.
29. M. Gyulassy, and P. Levai, Phys. Lett. B **442** (1998) 1.
30. E. Wang, and X.-N. Wang, *Interplay of soft and hard processes and hadron p_T spectra in pA and AA collisions*, preprint nucl-th/0104031.