

OBSERVATION OF η -MESIC NUCLEI IN PHOTOREACTIONS: RESULTS AND PERSPECTIVES

G.A. SOKOL, A.I. L'VOV AND L.N. PAVLYUCHENKO

Lebedev Physical Institute, Leninsky Prospect 53, Moscow 117924, Russia

E-mail: gsokol@x4u.lebedev.ru

Recent results from the LPI experiment on searching for η -mesic nuclei in photoreactions are discussed and further perspectives are summarized.

This talk concerns experimental investigations of new objects of the nuclear physics, η -mesic nuclei (${}_{\eta}A$) which are bound systems of the η -meson and a nucleus. Discovery and learning properties of these objects are of fundamental significance for understanding interactions of the η -meson with nucleons and nucleon resonances, for understanding a behavior of hadrons in nuclear matter.

A mechanism of creation of η -mesic nuclei in photoreactions and their decay into a πN pair is shown in Fig. 1. At the first stage of the reaction, an incoming photon produces a slow η -meson and a fast nucleon N_1 escaping the nuclear target. Then the η -meson propagates in the nuclear matter and undergoes multiple rescattering off nucleons. At last, η annihilates producing an πN_2 pair escaping the nucleus. The $S_{11}(1535)$ nucleon resonance plays a fundamental role in all that dynamics. It mediates creation and annihilation of η and it makes the η -meson bound in the nucleus due to an $S_{11}(1535)$ -induced ηN interaction (attraction). Knowing energies/momenta of the ingoing (γ) and outgoing ($N_1, \pi N_2$) particles, one can determine energies/momenta of the η and $S_{11}(1535)$ propagating in the nuclear matter. The width and binding energy of η in the nucleus can be determined as well.

Theoretical estimates given in Refs. ^{1,2} show that the binding effects lead to a full dominance of the reaction mechanism related with the multiple rescattering of η and a formation of the intermediate η -nucleus over a mechanism of nonresonance background production of the πN pairs in the subthreshold invariant-mass region $\sqrt{s_{\pi N}} < m_{\eta} + m_N$ of the subprocess $\eta + N \rightarrow \pi + N$. A peak in the mass distribution of πN is theoretically expected in this region. This is illustrated in Fig. 2 where the spectral function $S(E)$ of the (kinetic) energy E of η in the nucleus is shown which is proportional to the number of ηN collisions which the η experiences when travels through the nucleus. Another spectral function, $S(E, q)$, shows a distribution of the produced πN pairs over their total energy ($E + m_{\eta} + m_N$) and momentum q . The presence

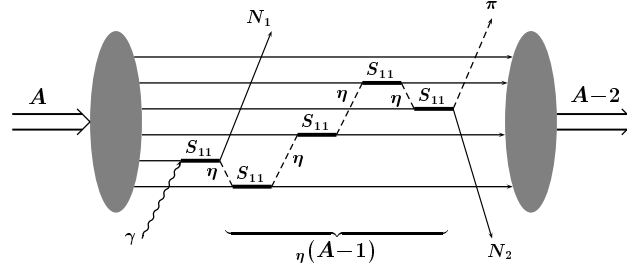


Figure 1. Mechanism of creation and decay of an η -mesic nucleus and its decay into a πN pair.

of the ηN attractive potential produces strong enhancements in the spectral functions in the energy-momentum region corresponding to the bound ηA states.

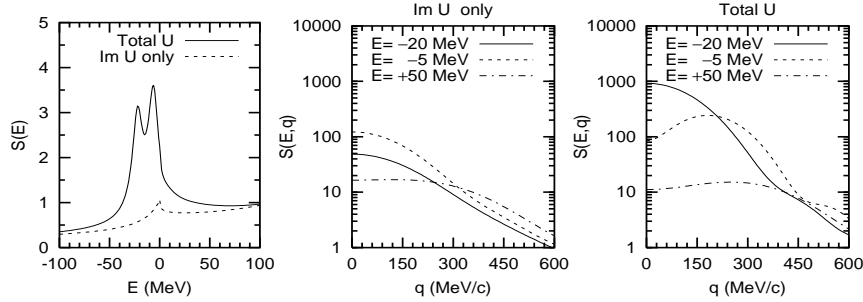


Figure 2. Spectral functions $S(E)$ and $S(E, q)$ (in arbitrary units) of the (kinetic) energy E and momentum q of η in the nucleus. They are found with a rectangular-well optical potential simulating the nucleus ^{12}C . For a comparison, results obtained with dropping out the attractive (i.e. real) part of the ηA potential are also shown.²

The first experimental evidence for formation of the η -nuclei in photoreactions was recently obtained in Ref. ². The experiment was performed at the bremsstrahlung photon beam of the 1 GeV electron synchrotron of Lebedev Physical Institute. The end-point photon energies $E_{\gamma_{max}} = 650$ and 850 MeV were used which are below and above η -photoproduction threshold off the free nucleon. The reaction studied was

$$\gamma + {}^{12}\text{C} \rightarrow p(n) + {}^{11}\text{B}({}^{11}\text{C}) \rightarrow \pi^+ + n + X,$$

in which energy-momentum correlations of π^+ and n were studied. Two time-of-flight scintillation spectrometers for detection of π^+ and n were placed in opposite directions at 90° with respect to the photon beam. Note that the π^+n pairs flying transversely to the photon beam cannot be produced via the one-step reaction $\gamma p \rightarrow \pi^+n$ in the nucleus, whereas they naturally appear through an intermediate production and annihilation of a slow η -meson. Such transversely-flying pairs have indeed been observed in the experiment. Moreover, a resonance peak in the total energy of the π^+n pairs has been found which appeared when the photon energy $E_{\gamma\max} = 850$ MeV exceeded the η -production threshold (this is the kinematics of “effect+background”²⁾ and did not appear when $E_{\gamma\max} = 650$ MeV (the kinematics of “background”²⁾). See Fig. 3. This peak was interpreted as a manifestation of decays of the bound η ’s in the nucleus, i.e. a formation and decay of the η -mesic nuclei.

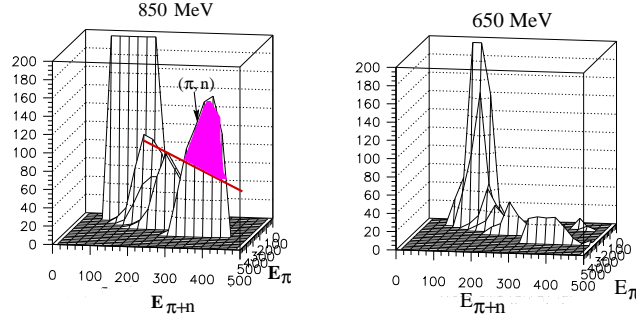


Figure 3. Distribution over the total kinetic energy of the π^+n pairs for the “effect + background” run ($E_{\gamma\max} = 850$ MeV, the left panel) and for the “background” run ($E_{\gamma\max} = 650$ MeV, the right panel) obtained after unfolding the raw spectra.

Subtracting a smooth background and unfolding the measured (raw) spectra with experimental resolutions, the 1-dimensional energy distribution over the total energy of the π^+n pairs has been found (Fig. 4). It develops a peak by ~ 90 MeV lying below the mass of the $S_{11}(1535)$ resonance and even below the threshold energy $m_\eta + m_N = 1486$ MeV, thus indicating a presence of binding effects. The width of the peak is about 150 MeV which is compatible with the experimental resolution and broadening effects due to the Fermi motion of nucleons and the bound η in the intermediate η -nucleus.

In prospect, studies of the η -mesic nuclei lying at the intersection of the nuclear physics and the physics of hadrons promise to bring a new information important for both the fields. The η -mesic nuclei provide a unique possibility

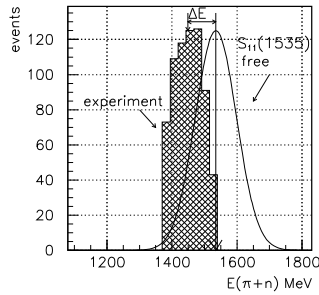


Figure 4. Distribution over the total energy of the π^+n pairs after a subtraction of the background.

to learn interactions of η -mesons with nucleons and nucleon resonances, both free and in the nuclear matter. Detecting and measuring the energy of the nucleon knocked out in the process of quasi-free η -production on nucleons in the nucleus, one can tag the energy of η staying in the nucleus. Used with the tagged photons technique, this opens a possibility to study an energy dependence of interactions between η and nuclear constituents.

We hope to fulfil further photoproduction experiments in order to measure binding energies of η in different nuclei in the $A = 3-16$ mass range. Since the η energy levels and widths in nuclei depend on many important characteristics like, e.g., the ηN potential and the self-energy of the $S_{11}(1535)$ in the nuclear matter, the expected data might be very useful for further progress in understanding exotic nuclear systems and the behaviour of hadrons in nuclei.

Acknowledgment

This work was supported by the Russian Foundation for Basic Research, grant 99-02-18224.

References

1. A.I. L'vov, Mesons and Light Nuclei '98, World Scientific, Eds. J. Adam *et al.*, p. 469 [nucl-th/9810054].
2. G.A. Sokol *et al.*, Fizika B **8**, 81 (1998) [nucl-ex/9905006]; nucl-ex/0011005.