

Self Energies of the Pion and the Isobar from the $^3\text{He}(e,e')^3\text{H}$ Reaction

M. Kohl¹, P. Bartsch², D. Baumann², J. Bernuth³, R. Bohm², K. Bohinc⁴, S. Derber², M. Ding², M. O. Distler², I. Ewald², J. Friedrich², J.M. Friedrich², P. Jennewein², M. Kahrau², S.S. Kamalov⁵, A. Kozlov⁶, K.W. Krygier², M. Kuss⁷, A. Liesenfeld², H. Merkel², P. Merle², U. Muller², R. Neuhausen², Th. Pospischil², M. Potokar⁴, C. Rangacharyulu⁸, A. Richter¹, D. Rohe⁹, G. Rosner¹⁰, H. Schmieden², G. Schrieder¹, M. Seimetz², S. Sirca¹¹, T. Suda¹², L. Tiator², M. Urban¹, A. Wagner², Th. Walcher², J. Wambach¹, M. Weiss², and A. Wierzbna¹³

¹ Institut für Kernphysik, Technische Universität Darmstadt, D-64289 Darmstadt, Germany

² Institut für Kernphysik, Universität Mainz, D-55099 Mainz, Germany

³ Institut für Physik, Universität Mainz, D-55099 Mainz, Germany

⁴ Institute "Jozef Stefan", University of Ljubljana, SI-1001 Ljubljana, Slovenia

⁵ Laboratory of Theoretical Physics, JINR Dubna, SU-10100 Moscow, Russia

⁶ School of Physics, The University of Melbourne, Victoria 3010, Australia

⁷ INFN Sezione di Pisa, 56010 San Piero a Grado, Italy

⁸ Department of Physics, University of Saskatchewan, Saskatoon, SK, S7N 5E2, Canada

⁹ Institut für Physik, Universität Basel, CH-4056 Basel, Switzerland

¹⁰ Department of Physics and Astronomy, University of Glasgow, Glasgow G12 8QQ, UK

¹¹ Laboratory for Nuclear Science, Massachusetts Institute of Technology, Cambridge, MA, USA

¹² RIB Beam Science, RIKEN, 2-1, Hirosawa, Wako, Saitama, 351-0198, Japan

¹³ Institut für Kernphysik, Forschungszentrum Jülich, D-52425 Jülich, Germany

(May 20, 2019)

In a kinematically complete experiment at the Mainz microtron MAMI, pion angular distributions of the $^3\text{He}(e,e')^3\text{H}$ reaction have been measured in the excitation region of the resonance to determine the longitudinal (L), transverse (T), and the LT interference part of the differential cross section. The data are described only after introducing self-energy modifications of the pion and isobar propagators. From the pion self energy we deduce a reduction of the π^+ mass of $m_\pi^+ = (1.8 \pm 0.3) \text{ MeV}/c^2$ in the nuclear medium, the triton, at a density of $\rho = 0.061 \text{ fm}^{-3}$ at the surface. The real and imaginary part of the self energy are increased by 39 to 50 and 29 to 36 MeV, respectively.

21.45.+v, 25.10.+s, 25.30.Rw, 27.10.+h

A basic question in hadronic physics concerns the properties of constituents as they are embedded in a nuclear medium. Such medium effects are commonly treated in terms of self energies and effective masses. Electroproduction of charged pions from ^3He represents an excellent testing ground to study the influence of the nuclear medium on the production and propagation of mesons and nucleon resonances such as the pion and the resonance. As a simple composite nucleus, ^3He is amenable to precise microscopic calculations of the wave function and other ground state properties [1] and offers the great advantage that effects of final state interaction are expected to be small compared to those in heavier nuclei. Moreover, the mass-three nucleus may already be considered as a medium. In this letter, we present the results of an experiment which allows the determination of the self energies of the pion and the isobar from the analysis of the longitudinal and transverse cross section components, respectively. These self-energy terms are the subject of theoretical descriptions in the framework of the whole model [2] and Chiral Perturbation Theory (ChPT) [3].

To this end, we have measured the $^3\text{He}(e,e')^3\text{H}$ reaction in a kinematically complete experiment at the high-

resolution three-spectrometer facility [4] of the A1 collaboration at the 855 MeV Mainz microtron (MAMI). The special experimental arrangements of the present experiment, including that of the cryogenic gas target and the data acquisition and analyses methods are described in detail in [5]. The very high missing mass resolution of $M \approx 700 \text{ keV}/c^2$ (FWHM) is quite adequate [5, 8] to clearly isolate the coherent channel ($^3\text{H}^+$) from the three- and four-body final states (nd^+) and (nnp^+).

The three-fold differential pion electroproduction cross section with unpolarized electron beam and target can be written as [9]

$$\frac{d^3}{d\epsilon^0 dE_e d\Omega} = \frac{d\nu}{d} (W; Q^2; \epsilon; \epsilon')$$

with

$$\frac{d\nu}{d} = \frac{d_T}{d} + \frac{d_L}{d} + \frac{P}{2(1+\epsilon)} \cos \frac{d_{LT}}{d} + \cos 2 \frac{d_{TT}}{d} : (1)$$

Here the quantities ϵ and ϵ' denote the polarization and flux of the virtual photon. The indices T, L, LT, and TT refer to the transverse and longitudinal components

and their interferences, respectively. The explicit dependence of $d\sigma_\nu/d\Omega_\pi$ on the azimuthal pion angle ϕ and the polarization ϵ is used for a separation of the response functions.

The measurements were carried out at two four-momentum transfers $Q^2 = 0.045$ and 0.100 (GeV/c) 2 , referred to as kinematics 1 and 2, respectively. The energy transfer in the laboratory frame has been chosen at $\omega = 400$ and 394 MeV, respectively, i.e. in the resonance region. At each Q^2 , three measurements in parallel kinematics with various values of ϕ were made to determine the L and T cross sections (Rosenbluth separation). We have also measured the in-plane pion angular distribution (i.e. $\theta = 0$ or 180° , respectively) for the second kinematics at $\phi = 0.74$ to determine the LT term. Parts of the experimental results together with model interpretations, both mostly still preliminary at the time, have already been presented elsewhere [5,8]. In this letter, we offer a combined analysis of the entire data set of the experiments in the two kinematics and draw definitive conclusions about medium effects, which are especially well understood for the pion.

The results of the Rosenbluth separation are shown in Fig. 1 where the cross sections are displayed as a function of the virtual photon polarization. The longitudinal cross section is identified as the slope, while the transverse one is given by the intercept with the axis at $\epsilon = 0$.

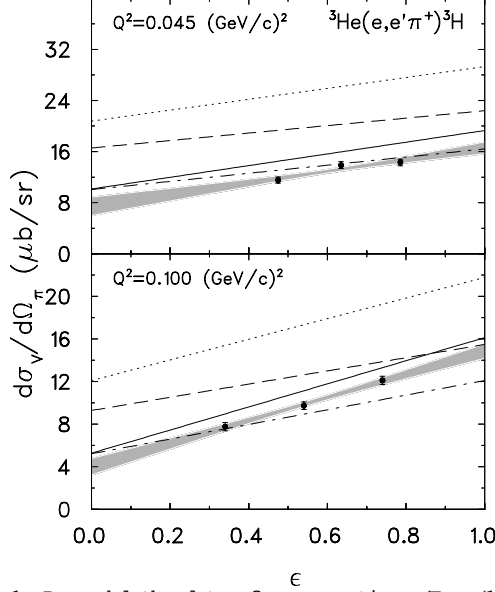


FIG. 1. Rosenbluth plots of cross sections (Eq. (1)). The data are shown as solid dots. The shaded areas are error bands of a straight line fit to the data. The dotted and dashed lines are PWIA and DWIA results, respectively. The dash-dotted lines include the pion self-energy term, while the solid lines contain both the pion self-energy and the Tomozawa-Weinberg term.

The theoretical calculations are based on the most recent elementary pion production amplitude in the framework of the so-called Unitary Isobar Model [9,10]. In

Plane-Wave Impulse Approximation (PWIA), the amplitude includes the Born terms as well as ρ - and higher resonance terms. For the mass-three nuclei, realistic three-body Faddeev wave functions are employed. In the Distorted-Wave (DWIA) calculations, the final state interaction due to pion rescattering is included [11]. As is seen in Fig. 1, the DWIA calculations underestimate the longitudinal component and overestimate the transverse component, each by about a factor of two. Since the longitudinal component is dominated by the pion-pole term and a large part of the transverse part arises from the resonance excitation, both the pion and the propagators have to be modified. We next discuss the estimate of those terms from the data in turn.

The inadequacy of the DWIA to account for the longitudinal response (cf. Fig. 1) is remedied by modifying the free pion propagator $[(\omega^2 - \mathbf{q}^2 - m_\pi^2)]^{-1}$ as $[(\omega^2 - \mathbf{q}^2 - m_\pi^2 - \Pi(\omega; \mathbf{q}))]^{-1}$, where $\Pi(\omega; \mathbf{q})$ denotes the pion self energy in the nuclear medium [12]. For the two values of Q^2 , the energy ω and the momentum \mathbf{q} of the virtual pion are fixed as $\omega = 1.7$ (4.1) MeV and $|\mathbf{q}| = 80.9$ (141.2) MeV/c, such that two experimental numbers for Π can be determined from a fit to the respective longitudinal cross sections. The best fit values result in $\Pi = (0.22 \pm 0.11) m_\pi^2$ for kinematics 1 and $\Pi = (0.44 \pm 0.10) m_\pi^2$ for kinematics 2. For further physical interpretation of these values we use ChPT. Up to second order in ω , \mathbf{q} , and m_π , the self-energy of a charged pion in homogeneous, spin-saturated, but isospin-asymmetric nuclear matter is given by the expansion

$$\begin{aligned} \Pi(\omega; \mathbf{q}) = & \frac{2(c_2 + c_3)\omega^2}{f^2} + \frac{2c_3\mathbf{q}^2}{f^2} - \frac{N}{f^2}(\rho_p + \rho_n) + \dots \\ & + \frac{3}{4}\frac{\omega^2}{f^2} - \frac{3}{2}\frac{\omega^2}{f^2} - \frac{1}{4f^4}\omega^4(\rho_p + \rho_n)^{4/3} - \frac{1}{2f^2}\omega^2(\rho_p - \rho_n) + \dots; \end{aligned} \quad (2)$$

where ρ_p and ρ_n denote the proton and neutron densities and the \pm signs refer to the respective charge state of the pion. The low-energy constants (LEC's) c_2, c_3 of the Chiral Lagrangian and the N sigma term N characterize the N interaction and are related to the N scattering lengths. The values used are $(c_2 + c_3) m_\pi^2 = 26$ MeV, $c_3 m_\pi^2 = 53$ MeV and $N = 45$ MeV [13]. For the pion mass and decay constant, $m_\pi = 139.6$ MeV/c 2 and $f = 92.4$ MeV, respectively, are utilized. (One should remark here that third-order corrections [14] may change the LEC's somewhat).

The pion self-energy in Eq. (2) consists of two isoscalar parts proportional to $(\rho_p + \rho_n)$ and $(\rho_p + \rho_n)^{4/3}$, respectively, and an isovector part proportional to $(\rho_p - \rho_n)$. The latter is known as the Tomozawa-Weinberg term [15]. Based on PCAC arguments, it reflects the isovector dominance of the N interaction at $\omega = m_\pi$, where the isoscalar scattering length is given by the first

coefficient in Eq. (2) vanishes at leading order in the static limit. The second isoscalar term proportional to $(\rho_p + \rho_n)^{4=3}$ is caused by s-wave pion scattering from correlated nucleon pairs [16]. The sign of the Tomozawa-Weinberg term depends on the isospin asymmetry of the nuclear medium. In the present case of ^3He , charge conservation implies that the virtual $^+$ meson, exchanged in the t-channel, is propagating in a medium with the isospin quantum numbers of the triton. Expressing the proton and neutron density in terms of the total density $\rho_p + \rho_n = \rho$ and $\rho_p - \rho_n = \frac{1}{3}\rho$, the isovector term becomes attractive for the $^+$ meson.

With the adopted values from above for the LEC's, the triton density (to be interpreted as an effective density experienced by the virtual pion) is determined from a fit of Eq. (2) to the two experimental values of which gives $\rho = (0.061 \pm 0.012) \text{ fm}^{-3}$. The result of this one-parameter fit is shown in Fig. 2, where the pion self energy is plotted as a function of q^2 . One should note, however, that for on-shell pions with $q^2 = 0$ the coefficient of the q^2 -term might be quite different from its on-shell value, since the momentum dependence is dominated by nucleon-hole rather than Δ -hole excitations. To this end, there exists no quantitative estimate of the effect on c_3 due to the nucleon-hole excitation. On the other hand, determining both c_1 and c_3 from the empirical pion self energies, results in very similar values $c_3 m^2 = 59.1 \text{ MeV}$ and $c_3 = 0.057 \text{ fm}^{-3}$ as in the one-parameter fit, albeit with large errors. The small value of the effective density $\frac{1}{3}\rho_0$ ($\rho_0 = 0.17 \text{ fm}^{-3}$ being the saturation density) indicates that the medium modifying the pion properties is the surface of the nucleus. In the kinematical region of the experiment, the major contributions to Σ_π are the p-wave term which is proportional to q^2 and the N sigma term. At the same time, the energy-dependent pieces in Eq. (2) are negligible. Nevertheless, they are most important in the vicinity of the mass shell, as shown below.

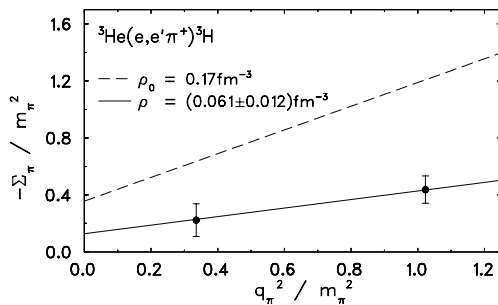


FIG. 2. The pion self energy as a function of q^2 near $q^2 = 0$. The data points with the error bars are from the longitudinal cross sections. The dashed line corresponds to nuclear matter density $\rho_0 = 0.17 \text{ fm}^{-3}$, while the solid line results from the fit of the data according to Eq. (2).

The effective mass of the $^+$ can be obtained from an extrapolation of the measured pion self energy to the

mass shell. The pole of the propagator is determined by the solution of $q^2 - m^2 - \Sigma_\pi(q^2) = 0$, where $\Sigma_\pi(q^2)$ is given by Eq. (2) with $\rho = (0.061 \pm 0.012) \text{ fm}^{-3}$. The resulting dispersion relation $\Sigma_\pi(q^2)$ defines the effective $^+$ mass as $m_+ = \sqrt{\Sigma_\pi(0)}$ and yields a value $m_+ = (137.8 \pm 0.3) \text{ MeV}/c^2$, i.e. the mass decreases by $m_+ - m = 1.8 \text{ MeV}/c^2$ when the $^+$ propagates in ^3H . This result is fully consistent with the one obtained within a two-loop approximation of ChPT [17]. It is also interesting to compare the determined negative mass shift m_+ with a positive mass shift m_- derived from deeply bound pionic states [18,19] in ^{207}Pb and ^{205}Pb with $N=Z+1.5$. Itahashi et al. [19] have reported a strong repulsion due to the local potential $U(r)$ for a deeply bound $^-$ in the center of the neutron-rich ^{207}Pb nucleus. Evaluating Eq. (2) for this case with $\rho_p + \rho_n = \rho_0$ and $\rho_n - \rho_p = N=Z+1.5$ one calculates $U(0) = \Sigma_\pi(0) = \Sigma_\pi(m_-^2) = 18 \text{ MeV}$ in good agreement with Ref. [17], indicating a significant increase of the $^-$ mass in neutron-rich nuclear matter. About one-third of the repulsion is due to the $^{4=3}$ term in Eq. (2).

Figure 3 shows the contributions to the pion mass shift in ^3H : The two isoscalar contributions to Σ_π are both repulsive and increase the pion mass. One thus notices from Eq. (2) that at $q^2 = m^2$ already the isoscalar contribution to the self energy is sizable. For a neutron-rich nucleus the isovector N interactions are attractive (repulsive) for $^+$ ($^-$) giving rise to a splitting of the mass shifts (contribution 3 in Fig. 3). In ^3H , the isoscalar and isovector terms are compensating each other to a large extent, resulting in the very small decrease of the $^+$ mass.

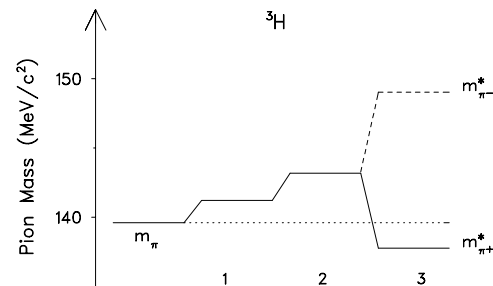


FIG. 3. The charged-pion mass shifts in the triton at the effective density of the present experiment. Starting from the bare mass m_π the first and the second term in Eq. (2) are repulsive while the third term is repulsive for $^-$ and attractive for $^+$ and causes the mass splitting.

Most of the DWIA overestimate in the transverse channel (cf. Fig. 1) is removed by a medium modification of the isobar. The in-medium propagator is written [9] as $\frac{1}{\bar{s} - M + i\Gamma/2} = \frac{1}{\bar{s} - M_+ + i\Gamma_+/2}$, where one introduces a complex self-energy term Σ_π in the free propagator. The quantity Σ_π has been deduced from an energy-dependent fit to a large set of 0 photoproduction

data [20] from ^4He . The fitting procedure reported in [9] has been redone with the unitary phase excluded from the propagator in accordance with prescriptions often used in the ρ -hole model [21]. The resulting self energy exhibits an energy dependence. Evaluated for the kinematics 1 and 2, the real and imaginary parts are $\text{Re } \Sigma = 50$ and 39 MeV and $\text{Im } \Sigma = 36$ and 29 MeV . As a result, the agreement with the transverse cross section is significantly improved, although the experimental values are still overestimated by about 30%. The remaining discrepancy may be due to additional theoretical uncertainties. For example, the Fermi motion of the nucleons is effectively accounted for by a factorization ansatz [9]. An exact treatment might reduce the prediction of the transverse cross section by about 10%. A second uncertainty of the order of 10% concerns the knowledge of the elementary π^+ production amplitude at $\theta_\pi = 0$. This kinematical region is not probed in photoproduction but may be accessible in the future with appropriate electroproduction data from the proton. Attributing the entire self energy to a mass shift M_π and a width change Γ_π , we deduce an increase by 40 to 50 MeV and 60 to 70 MeV, respectively. These values seemingly differ from our earlier results [5], where we have employed the parameterization from Ref. [22] which did not include the ρ -hole interaction, giving $\text{Re } \Sigma = 14 \text{ MeV}$ for a mean ^3He density of $\rho = 0.09 \text{ fm}^{-3}$. On the other hand, the self-energy term of the present work is an effective parameter which incorporates the influence of the ρ -spreading potential, Pauli- and binding effects as well as the ρ -hole interaction including the Lorentz-Lorenz correction. This finally leads to the positive sign.

The effects of the medium modifications were also examined in the angular distribution of the produced pions in kinematics 2. The data along with the model calculations are shown in the l.h.s. of Fig. 4. The asymmetry of the combined distribution is due to a finite LT interference term. From the azimuthal dependence on ϕ for three polar angle bins we extract the LT interference term as a function of the pion emission angle θ_π , as shown in the r.h.s. of Fig. 4 along with the comparison to the model calculations. It is obvious that only the full calculation, incorporating the medium modifications in the pion and ρ propagators, is able to reproduce the angular distributions.

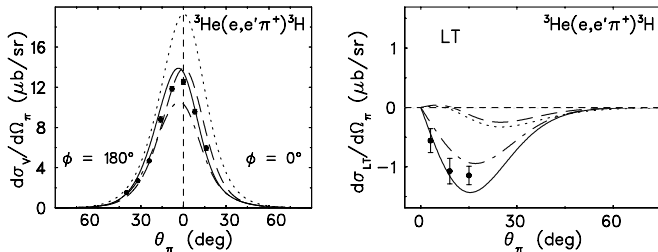


FIG. 4. L.h.s.: The pion angular distribution measured at $Q^2 = 0.100 \text{ (GeV/c)}^2$. R.h.s.: The LT term of the differential cross section. The labeling is the same as in Fig. 1.

In summary, in a kinematically complete experiment, we have measured the longitudinal and transverse cross section as well as the LT interference term for the first time in the $^3\text{He}(e,e'\pi^+)^3\text{H}$ reaction. The measurements provide clear evidence of self-energy corrections in both the pion and ρ -isobar propagators. The Tomozawa-Weinberg scheme of isovector dominance gives a consistent picture of the pion modifications in the nuclear medium. Despite of uncertainties in the transverse channel, the medium modification of the ρ -isobar is evident. The high sensitivity of the pion electroproduction cross sections to the changes of the in-medium pion and properties is remarkable.

This work has been supported by the Deutsche Forschungsgemeinschaft (SFB 443 and RI242/15-2). We are very grateful to P. Kienle who made a remark to one of us (A.R.) on the pion mass which finally led to the results presented here, and to N. Kaiser and W. Weise for stimulating discussions.

-
- [1] L.E. Marcucci et al., Phys. Rev. C 58, 3069 (1998).
 - [2] E. Oset and W. Weise, Nucl. Phys. A 319, 477 (1979).
 - [3] J. Gasser and H. Leutwyler, Ann. Phys. (NY) 158, 142 (1984); Nucl. Phys. B 250, 465 (1985).
 - [4] K. I. Blomqvist et al., Nucl. Instr. and Meth. A 403, 263 (1998).
 - [5] K. I. Blomqvist et al., Nucl. Phys. A 626, 871 (1997).
 - [6] M. Kohl, Dissertation, TU Darmstadt, in preparation.
 - [7] K. I. Blomqvist et al., Phys. Rev. Lett. 77, 2396 (1996).
 - [8] M. Kohlet et al., Nucl. Phys. A 684, 454c (2001).
 - [9] D. Drechsel et al., Nucl. Phys. A 660, 423 (1999).
 - [10] D. Drechsel et al., Nucl. Phys. A 645, 145 (1999).
 - [11] S. Kamalov et al., Few Body Syst. 10, 143 (1991).
 - [12] T. Ericson and W. Weise, Pions and Nuclei (Clarendon Press, Oxford, 1988).
 - [13] V. Bernard et al., Phys. Lett. B 309, 421 (1993); V. Thorsson and A. Wirzba, Nucl. Phys. A 589, 633 (1995).
 - [14] N. Fettes and Ulf-G. Meißner, Nucl. Phys. A 676, 311 (2000).
 - [15] Y. Tomozawa, Nuovo Cim. 46A, 707 (1966); S. Weinberg, Phys. Rev. Lett. 17, 616 (1966).
 - [16] M. Ericson and T. Ericson, Ann. Phys. (NY) 36, 323 (1966).
 - [17] W. Weise, Proc. Intern. Workshop on Nuclei and Nucleons, Darmstadt, Germany, Oct. 11-13, 2000, Nucl. Phys. A, in press; N. Kaiser and W. Weise, Phys. Lett. B, submitted.
 - [18] T. Yamazaki et al., Z. Phys. A 355, 219 (1996); Phys. Lett. B 418, 246 (1998).
 - [19] K. Itahashi et al., Phys. Rev. C 62, 25202 (2000).
 - [20] F. Rambo et al., Nucl. Phys. A 660, 69 (1999).
 - [21] J.H. Koch et al., Ann. Phys. (NY) 154, 99 (1984).
 - [22] R.C. Carrasco and E. Oset, Nucl. Phys. A 536, 445 (1992); C. Garcia-Recio et al., Nucl. Phys. A 526, 685 (1991).