

Three-body correlations in Borromean halo nuclei

F.M. Marqués^{a*}, M. Labiche^{a†}, N.A. Orr^a, J.C. Angélique^a, L. Axelsson^b, B. Benoit^c, U.C. Bergmann^d, M.J.G. Borge^e, W.N. Catford^f, S.P.G. Chappell^g, N.M. Clarke^h, G. Costaⁱ, N. Curtis^{f‡}, A. D'Arrigo^c, E. de Góes Brennand^c, F. de Oliveira Santos^j, O. Dorvauxⁱ, G. Fazio^k, M. Freer^{h,a}, B.R. Fulton^h, G. Giardina^k, S. Grévy^{l§}, D. Guillemaud-Mueller^l, F. Hanappe^c, B. Heuschⁱ, B. Jonson^b, C. Le Brun^{a**}, S. Leenhardt^l, M. Lewitowicz^j, M.J. López^{j††}, K. Markenroth^b, A.C. Mueller^l, T. Nilsson^{b‡‡}, A. Ninane^{a§§}, G. Nyman^b, I. Piqueras^e, K. Riisager^d, M.G. Saint Laurent^j, F. Sarazin^{j***}, S.M. Singer^h, O. Sorlin^l, L. Stuttgéⁱ

^a *Laboratoire de Physique Corpusculaire, IN2P3-CNRS, ISMRA et Université de Caen, F-14050 Caen cedex, France*

^b *Experimentell Fysik, Chalmers Tekniska Högskola, S-412 96 Göteborg, Sweden*

^c *Université Libre de Bruxelles, CP 226, B-1050 Bruxelles, Belgium*

^d *Institut for Fysik og Astronomi, Aarhus Universitet, DK-8000 Aarhus C, Denmark*

^e *Instituto de Estructura de la Materia, CSIC, E-28006 Madrid, Spain*

^f *Department of Physics, University of Surrey, Guildford, Surrey, GU2 7XH, U.K.*

^g *Department of Nuclear Physics, University of Oxford, Keble Road, Oxford OX1 3RH, U.K.*

^h *School of Physics and Astronomy, University of Birmingham, Birmingham B15 2TT, U.K.*

ⁱ *Institut de Recherche Subatomique, IN2P3-CNRS, Université Louis Pasteur, BP 28, F-67037 Strasbourg cedex, France*

^j *GANIL, CEA/DSM-CNRS/IN2P3, BP 55027, F-14076 Caen cedex, France*

^k *Dipartimento di Fisica, Università di Messina, Salita Sperone 31, I-98166 Messina, Italy*

^l *Institut de Physique Nucléaire, IN2P3-CNRS, F-91406 Orsay cedex, France*

(November 9, 2018)

Three-body correlations in the dissociation of Borromean halo nuclei are explored for the first time using a technique based on intensity interferometry and Dalitz plots. As an example, the breakup of ^{14}Be into $^{12}\text{Be}+n+n$ by Pb and C targets is analysed. The combined treatment of n-n and core-n correlations permitted the halo n-n separation to be deduced together with the characteristics (E, τ) of resonances formed in ^{13}Be .

The quest for the drip-lines, which define the limits of binding for nuclear systems, has only been achieved for light nuclei. As such, these nuclei are unique in displaying the manner in which nucleons bind in an A nucleon system from the most neutron deficient to the most neutron rich. Clustering phenomena, observed for example recently in excited states close to threshold [1], also appear as haloes in ground states near the neutron drip-line [2]. The most intriguing manifestation of clustering are the Borromean two-neutron halo nuclei (^6He , ^{11}Li and ^{14}Be), in which the two-body subsystems are unbound [3]. Be-

yond the global properties, such as the abnormal size [4,5] or the low momentum content of the constituents [6], the experimental challenge lies in determining the internal structure of these three-body systems.

The dissociation in the field of a target nucleus, followed by the measurement of the momenta of the fragments (core+n+n), has been widely used for probing correlations within Borromean systems. However, vestiges of the two-body forces that stabilise the projectile in the ground state may affect the three-particle decay in the form of final-state interactions (FSI). Experimentally, the various analyses so far reported have been restricted to binary channels. The relative energy in the core+n channel has been used, for example, to probe the formation of core-n resonances [7,8]. The n-n observables, which should probe correlations within the halo, have been compared only to simplified interpretations, such as a di-neutron configuration or three-body phase space [7,9,10], neglecting the known, strongly attractive n-n FSI.

This Letter addresses the investigation of triple correlations in the dissociation of Borromean haloes. In particular, we introduce a new method for analysing triple coincidence events, based on neutron interferometry [11] and Dalitz plots [12]. Consequently, the space and time dimensions of the halo n-n configuration in the dissociation process have been deduced for the first time. Importantly, the time between the emission of the neutrons (τ_0 in Fig. 1) is connected with the formation of core-n resonances, the energy and lifetime of which may also be derived.

The two-neutron correlation function $C_{nn}(q)$ represents the modification of the n-n relative momentum distribution due to the known FSI and quantum statistics and to their proximity at emission [13,14]. This observ-

*e-mail: Marques@caelav.in2p3.fr

[†]Present address: University of Paisley, Scotland.

[‡]Present address: University of Birmingham, UK.

[§]Present address: LPC, Caen, France.

^{**}Present address: ISN, Grenoble, France

^{††}Present address: CENBG, Bordeaux, France.

^{‡‡}Present address: ISOLDE, CERN, Switzerland.

^{§§}On leave from: UCL-Louvain-la-Neuve, Belgium.

^{***}Present address: University of Edinburgh, Scotland.

able, which is thus well adapted to probing the halo neutrons configuration, was extracted for the dissociation of ^{14}Be by Pb and analysed in terms of simultaneous emission [11], following the formalism of Ref. [15]. The same analysis, when applied to dissociation of ^{14}Be by C, suggests a somewhat larger n-n separation: $r_{\text{nn}}^{\text{rms}}(\text{Pb}) = 5.6 \pm 1.0$ fm and $r_{\text{nn}}^{\text{rms}}(\text{C}) = 7.6 \pm 1.7$ fm [16]. Obviously, one can no longer *assume* simultaneous n-n emission, as this difference implies that (at least) for the C target there is a finite lifetime associated with the emission of the neutrons (Fig. 1). In principle, the analysis of the correlation function in two dimensions, transverse and parallel to the total momentum of the pair, would allow for the unfolding of the source size and lifetime [15]. Such an analysis was not applicable to the present data due to the relatively limited statistics. However, the system being studied here is far less complex than those usually encountered in interferometry (for example compound nuclei evaporating particles or systems of colliding heavy ions) [14]. We can thus exploit the three-body nature of the system: the delay in the emission of one of the neutrons may be reflected in the formation of a core-n resonance (E_R, τ_R in Fig. 1).

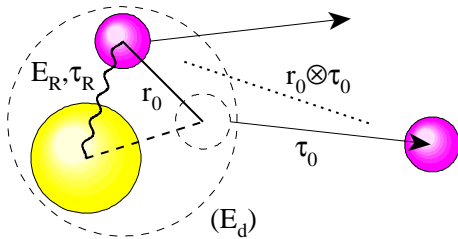


FIG. 1. Schematic view of the dissociation of a two-neutron halo, in which a core-n resonance, with a given energy and lifetime, induces a delay in the emission of one of the neutrons ($\tau_0 \equiv \tau_R$).

Details of the experiment and previous analyses have been reported elsewhere [11,17]. The method outlined above has been applied to the dissociation of a 35 MeV/N ^{14}Be beam into $^{12}\text{Be}+n+n$ by Pb and C targets. Each event was reconstructed from the momenta $\vec{p}_{1,2}$ of the neutrons measured using the DEMON array [18] as follows: (i) we calculate the mean velocity $\langle \beta \rangle$ of the core+n+n frame at dissociation as the one for which the mean for all events of the total neutron momentum along the beam axis $\langle \vec{p}_1 + \vec{p}_2 \rangle_z$ is 0 and the mean decay energy of the system $\langle E_d \rangle$ (see below) is a minimum; (ii) in this frame, momentum conservation is applied event-by-event to reconstruct the core momentum $\vec{p}_3 = -(\vec{p}_1 + \vec{p}_2)$. From the four-momenta of the three particles we calculate the total energy available in the center-of-mass of the system, $\sqrt{(p_1 + p_2 + p_3)^2}$, and extract the kinetic part, the decay energy E_d . Note that the decay has been reconstructed from only the neutron momenta $\vec{p}_{1,2}$. The use of this reconstruction algorithm instead of the more classical analysis employing the core momentum \vec{p}_3 measured

in the detector telescope eliminates the limited energy and position resolution and the uncertainty related to the depth within the target at which the reaction took place. Importantly, the form of the spectra obtained here for the ^{14}Be invariant mass and the core-n energy agree well with those obtained using the core momentum [17,19].

An interacting phase-space model has been developed for the analysis of triple correlations in the data. In brief, the experimental decay energy distribution is used as input to generate events $\vec{p}_{1,2,3}(E_d)$ following three-body phase space [20]. The FSI may be introduced as follows: in the core-n channel resonances are modeled by the two-body decay into m_1 and $\{m_2+m_3+E_{23}\}$, in which E_{23} is given by a Lorentzian lineshape (E_R, Γ) , followed by the decay into m_2 and m_3 ; in the n-n channel, the FSI is modeled as a probability $P(|\vec{p}_1 - \vec{p}_2|)$ to accept the event following the form of the measured n-n correlation function [11,15]. The final momenta $\vec{p}_{1,2,3}$ are filtered through a simulation describing the experimental effects [11,18] and the reconstruction algorithm used to treat the data (see above) is applied to $\vec{p}_{1,2}$.

Correlations in three-particle decays have been extensively studied in particle physics by means of Dalitz plots of the particle energies (E_i, E_j) or the squared invariant masses (M_{ij}^2, M_{ik}^2) of pairs of particles, with $M_{ij}^2 = (p_i + p_j)^2$, whereby FSI/resonances lead to a non-uniform population within the kinematic boundaries defined by energy-momentum conservation [12]. The decay energy is usually fixed by, for example, the mass of an unstable resonance decaying into the three particles. In our case, the system exhibits a distribution of decay energies. Consequently, the value of E_d associated with each event will lead to a different boundary for the Dalitz plot, and the resulting plot containing all events cannot be easily interpreted. We have thus introduced a “normalized” invariant mass:

$$m_{ij}^2 = \frac{M_{ij}^2 - (m_i + m_j)^2}{(m_i + m_j + E_d)^2 - (m_i + m_j)^2} \quad (1)$$

which ranges between 0 and 1 for all events and corresponds to a single kinematic boundary. Examples of how n-n and core-n FSI present in the decay are manifested in $(m_{\text{nn}}^2, m_{\text{cn}}^2)$ Dalitz plots are displayed in Fig. 2 through the simulations described above. The inputs are the measured E_d distribution (Fig. 3), the C_{nn} obtained with the C target [16] (Fig. 4), and a core-n resonance at $E_R = 0.8$ MeV with $\Gamma = 0.3$ MeV.

In the absence of any FSI, the Dalitz plot exhibits, as expected, a uniform population. The n-n FSI is manifested as a concentration in events for $m_{\text{nn}}^2 \lesssim 0.25$ (i.e., small relative momenta [11,16]), and the core-n resonance by horizontal bands around $m_{\text{cn}}^2 \sim 0.25$ and 0.75 . The symmetry of the latter about 0.5 arises as, due to the core-n mass asymmetry, $m_{13}^2 + m_{23}^2 \approx 1$ [16], and only one of the two neutrons interacts with the core. The location of these bands depends on the energy of the resonance with respect to the mean decay energy of the

system: a single band at $m_{cn}^2 \sim 0.5$ if $E_R \sim \langle E_d \rangle$ and two symmetric bands if $E_R \gtrless \langle E_d \rangle$ [16].

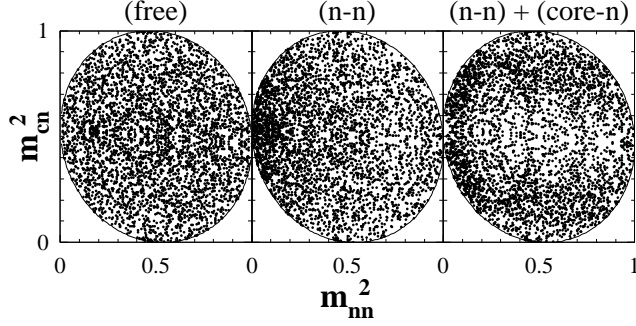


FIG. 2. Dalitz plots of simulations with the interacting phase-space model for ^{14}Be dissociation without FSI, with n-n FSI, and with both n-n and core-n FSI (see text).

The Dalitz plot for the data from the dissociation by Pb (Fig. 3) presents a strong n-n FSI and a uniform density for $m_{nn}^2 \gtrsim 0.5$. Indeed, the n-n FSI alone describes very well the projection on both axes, and therefore suggests that core-n resonances are not formed to any significant extent. This result confirms the hypothesis of simultaneous n-n emission used in the analysis of the dissociation of ^{14}Be by Pb [11]. The value of $r_{nn}^{\text{rms}}(\text{Pb})$ so extracted thus corresponds to the n-n separation in the halo of ^{14}Be .

For dissociation by the C target (Fig. 3), despite the lower statistics, two differences are evident. Firstly, the n-n signal is weaker, indicating, as discussed earlier, that a significant delay has occurred between the emission of each neutron. Second, and more importantly, the agreement between the model (including only the n-n FSI) and the data for m_{cn}^2 is rather poor. In order to verify whether this disagreement corresponds to the formation of core-n resonances, which would be responsible for the weakening of the n-n signal, we have investigated the core-n relative energy E_{cn} . It has been reconstructed for the simulations incorporating only the n-n FSI and compared in Fig. 4 to the data (the model calculations have been normalized to the data above 4 MeV). For dissociation by Pb, this model provides a very good description of the data, as already seen in Fig. 3, and only a small effect appears below 1 MeV.

The structures that became apparent for dissociation by the C target in Fig. 3 correspond clearly to peaks in the E_{cn} spectrum. Moreover, these peaks are located at energies that agree well with states previously reported in ^{13}Be : the supposed $d_{5/2}$ resonance at 2.0 MeV [21] and a much lower-lying state [19,21,22], also suggested by various theoretical calculations [23–26]. The model-to-data ratio is about 1/2, indicating that the peaks correspond to resonances formed by one of the neutrons in almost all decays; the contribution of the neutron not interacting with the core is described by the model simulation, the solid line in Fig. 4(C). Indeed, if we add to the

phase-space model with n-n FSI the formation of core-n resonances ($\Gamma = 0.3$ MeV) in all events at 0.8, 2.0 [21] and 3.5 MeV, with respective intensities of 45, 35 and 20%, the data are well reproduced (dotted line); in the case of dissociation by Pb, inclusion of the resonance at 0.8 MeV in at best 10% of decays appears to occur.

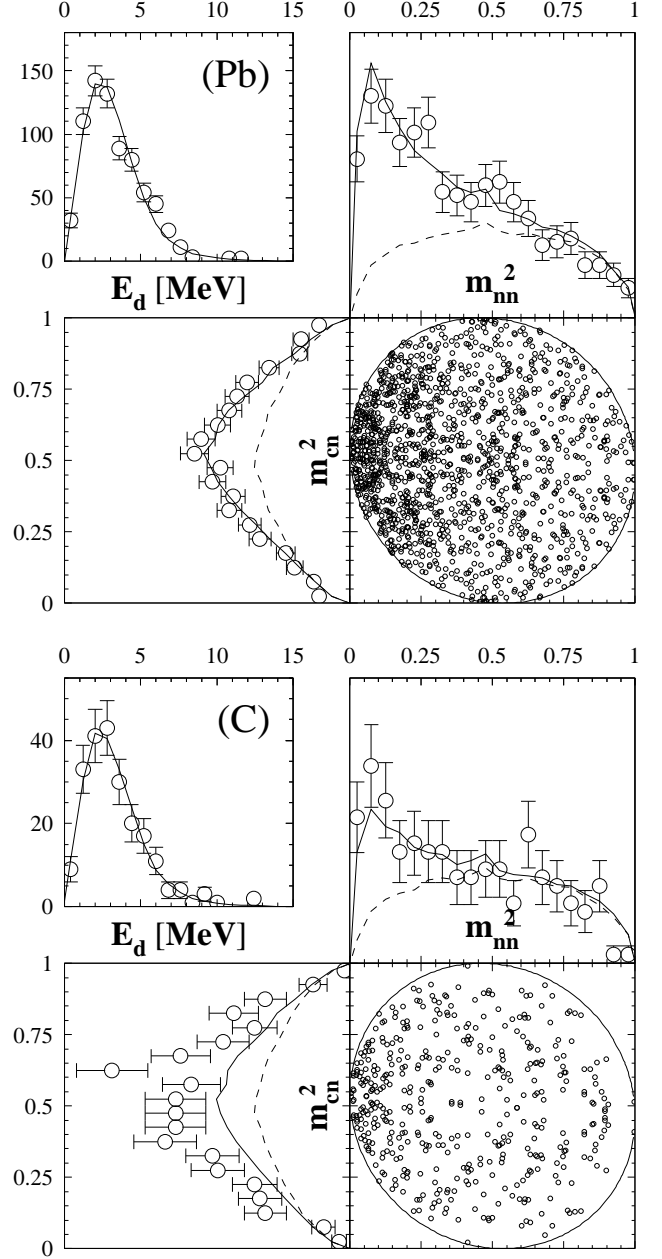


FIG. 3. Dalitz plots, and the projections onto both axes, for the data from the dissociation of ^{14}Be by Pb and C. The lines are the results of the phase-space model simulations with/without (solid/dashed) n-n FSI. The insets correspond to the ^{14}Be decay energy.

The different results obtained for the Pb and C targets may be attributed to the associated reaction mechanisms

[27]. In the case of the Pb target, the dominant process is electromagnetic dissociation [17], whereby the halo neutrons behave as spectators and only the charged core is acted on by the Coulomb field of the target [28]. Qualitatively then, the n-n FSI may be expected to influence most strongly the decay. In the case of the C target, nuclear breakup dominates and the reaction takes place at smaller impact parameters, in general through the interaction of one of the halo neutrons with the target [17]. As such the formation of core-n resonances is favoured.

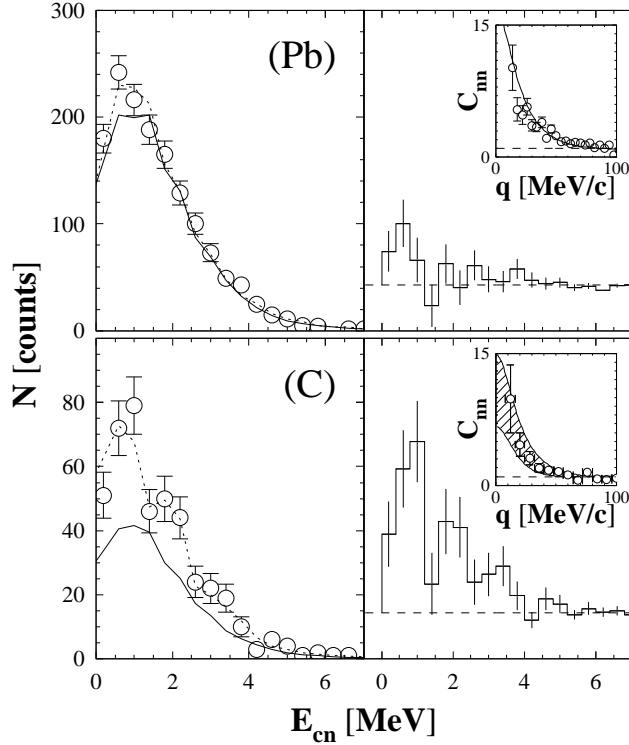


FIG. 4. Left: core-n relative energy distributions following the dissociation of ^{14}Be by Pb and C compared with the results of the phase-space model simulations with n-n FSI (solid line) plus core-n resonances (dotted line, see text). Right: difference between the data and the n-n FSI simulations. The n-n correlation functions [11,16] are shown in the insets.

We can extend the analysis and also extract the average lifetime of the core-n resonances. By fixing the n-n distance in ^{14}Be as that obtained for dissociation by Pb, $r_{nn}^{\text{rms}} = 5.6$ fm, we can introduce the delay between the emission of the neutrons τ_0 needed to describe the n-n correlation function for the C target, and identify this delay with the lifetime of the resonances (Fig. 1). The result, shown as the shaded area in the inset of Fig. 4(C), corresponds to $\langle\tau_R\rangle = 150_{-100}^{+200}$ fm/c, or $(5_{-3}^{+7})10^{-22}$ s.

In summary, triple correlations in the dissociation of the two-neutron halo nucleus ^{14}Be by Pb and C targets have been investigated for the first time. The combined treatment of core-n and n-n correlations, based on neutron interferometry and Dalitz plots, allowed the halo n-n separation and the probability to form core-n reso-

nances, as well as their energies and average lifetime, to be extracted. The application of these techniques to a well established system such as ^6He would be of particular interest, as would the investigation of multi-particle haloes.

The support provided by the staffs of LPC and GANIL is gratefully acknowledged. This work was funded under the auspices of the IN2P3-CNRS (France) and EPSRC (United Kingdom). Additional support from the ALIANCE programme (Ministère des Affaires Etrangères and British Council), the Human Capital and Mobility Programme of the European Community (contract n° CHGE-CT94-0056) and the GDR Noyaux Exotiques (CNRS-CEA) is also acknowledged.

-
- [1] M. Freer *et al.*, Phys. Rev. Lett. **82**, 1383 (1999).
 - [2] P.G. Hansen, B. Jonson, Europhys. Lett. **4**, 409 (1987).
 - [3] M.V. Zhukov *et al.*, Phys. Rep. **231**, 151 (1993).
 - [4] I. Tanihata *et al.*, Phys. Rev. Lett. **55**, 2676 (1985).
 - [5] J.S. Al-Khalili, J.A. Tostevin, Phys. Rev. Lett. **76**, 3903 (1996).
 - [6] N.A. Orr *et al.*, Phys. Rev. Lett. **69**, 2050 (1992).
 - [7] M. Zinser *et al.*, Nucl. Phys. **A619**, 151 (1997).
 - [8] D. Aleksandrov *et al.*, Nucl. Phys. **A633**, 234 (1998).
 - [9] D. Sackett *et al.*, Phys. Rev. C **48**, 118 (1993).
 - [10] T. Aumann *et al.*, Phys. Rev. C **59**, 1252 (1999).
 - [11] F.M. Marqués *et al.*, Phys. Lett. B **476**, 219 (2000).
 - [12] See, for example, D.H. Perkins, *Introduction to High Energy Physics*, Addison-Wesley Publishing Company, 122 (1987).
 - [13] G.I. Kopylov, Phys. Lett. **B50**, 472 (1974).
 - [14] D.H. Boal, C.K. Gelbke, B.K. Jennings, Rev. Mod. Phys. **62**, 553 (1990).
 - [15] R. Lednicky, L. Lyuboshits, Sov. J. Nucl. Phys. **35**, 770 (1982).
 - [16] F.M. Marqués *et al.*, in preparation.
 - [17] M. Labiche *et al.*, Phys. Rev. Lett. **86**, 600 (2001).
 - [18] F.M. Marqués *et al.*, Nucl. Instr. Meth. A **450**, 109 (2000).
 - [19] K.L. Jones, PhD Thesis, University of Surrey (2001).
 - [20] M. Nikolić, *Kinematics and Multiparticle Systems*, Gordon and Breach, 33 (1968).
 - [21] A.V. Belozorov *et al.*, Nucl. Phys. **A636**, 419 (1998).
 - [22] M. Thoennessen, S. Yokoyama, P.G. Hansen, Phys. Rev. C **63**, 014308 (2001).
 - [23] M.V. Zhukov, B. Jonson, Nucl. Phys. **A589**, 1 (1995).
 - [24] P. Descouvemont, Phys. Rev. C **52**, 704 (1995).
 - [25] I.J. Thompson, M.V. Zhukov, Phys. Rev. C **53**, 708 (1996).
 - [26] M. Labiche *et al.*, Phys. Rev. C **60**, 027303 (1999).
 - [27] See, for example, E. Garrido, D.V. Fedorov, A.S. Jensen, Phys. Lett. B **480**, 32 (2000).
 - [28] P.G. Hansen, Nucl. Phys. **A649**, 355c (1999).