

Quasi-free Compton Scattering from the Deuteron and Nucleon Polarizabilities

N.R. Kolb, A.W. Rauf, R. Igarashi, D.L. Hornidge, R.E. Pywell, B.J. Warkentin
Saskatchewan Accelerator Laboratory, University of Saskatchewan, Saskatoon, SK, Canada, S7N 5C6

E. Korkmaz
Department of Physics, University of Northern British Columbia, Prince George, BC, Canada, V2N 4Z9

G. Feldman, G.V. O'Rielly
Department of Physics, The George Washington University, Washington, D.C. 20052
(April 12, 2019)

Cross sections for quasi-free Compton scattering from the deuteron were measured for incident energies of $E_\gamma=236\text{--}260$ MeV at the laboratory angle $\theta_{\gamma'} = -135^\circ$. The recoil nucleons were detected in a liquid-scintillator array situated at $\theta_N = 20^\circ$. The measured differential cross sections were used, with the calculations of Levchuk *et al.*, to determine the polarizabilities of the bound nucleons. For the bound proton, the extracted values were consistent with the accepted value for the free proton. For the bound neutron, the polarizabilities were determined to be $\bar{\alpha}_n = 16.0^{+7.2}_{-6.7}$ and $\bar{\beta}_n = -0.8^{+7.2}_{-6.7}$.

PACS numbers: 25.20.Dc, 13.40.Em, 13.60.Fz, 14.20.Dh

The electric $\bar{\alpha}$ and magnetic $\bar{\beta}$ polarizabilities constitute the first-order responses of the internal structure of a nucleon to externally applied electric and magnetic fields. Compton scattering from the proton has been used extensively to determine the polarizabilities of the proton (see Ref. [1] and references contained therein). Such measurements are sensitive to the sum (difference) of the polarizabilities for photons scattered at forward (backward) angles. Ref. [1] reports the experimental status of the proton polarizabilities, in the usual units of 10^{-4} fm^3 :

$$(\bar{\alpha} - \bar{\beta})_p = 10.0 \pm 1.5 \pm 0.9, \quad (1)$$

$$(\bar{\alpha} + \bar{\beta})_p = 15.2 \pm 2.6 \pm 0.2, \quad (2)$$

where the first error is the combined statistical and systematic, and the second is due to the model dependence of the dispersion-relation extraction method.

Dispersion sum rules relate the sum of the polarizabilities to the nucleon photoabsorption cross section. The generally accepted results [2] were

$$(\bar{\alpha} + \bar{\beta})_p = 14.2 \pm 0.5, \quad (3)$$

$$(\bar{\alpha} + \bar{\beta})_n = 15.8 \pm 0.5. \quad (4)$$

There have been recent reevaluations of these sum rules which yield 13.69 ± 0.14 (14.40 ± 0.66) [3] and 14.0 ± 0.5 (15.2 ± 0.5) [4] for the proton (neutron). The proton polarizabilities, obtained from Eqs. 1 and 3, are

$$\bar{\alpha}_p = 12.1 \pm 0.8 \pm 0.5, \quad \bar{\beta}_p = 2.1 \mp 0.8 \mp 0.5. \quad (5)$$

The status of the neutron polarizabilities is much less satisfactory (see Ref. [5] and references contained therein). Measurements of the electric polarizability of the neutron have been done by low-energy neutron scattering from the Coulomb field of a heavy nucleus. The extracted values fall in the range $\alpha_n=0\text{--}19$.

Elastic Compton scattering from the deuteron has also been used to extract information on the nucleon polarizabilities. Using their theoretical model, Levchuk and L'vov [4] have reported values of

$$(\bar{\alpha} - \bar{\beta})_n = -2 \pm 3, \quad (\bar{\alpha} + \bar{\beta})_n = 20 \pm 3, \quad (6)$$

from fitting to the data of Refs. [6,7]. The large discrepancy between $(\bar{\alpha} - \bar{\beta})_n$ and $(\bar{\alpha} - \bar{\beta})_p$ (Eq. 1) may be indicative of shortcomings in the theoretical models.

The quasi-free Compton scattering reaction $d(\gamma, \gamma'n)p$, in which the scattered photon is detected in coincidence with the recoil neutron, can be used to minimize the model dependence of the extracted polarizabilities. There has been one measurement reported on this reaction using bremsstrahlung photons with an endpoint of 130 MeV [8]. However, due to poor statistics, the resulting determination of $\bar{\alpha}_n$ effectively gives only an upper limit. In addition, the model dependence is strong at these lower energies.

Levchuk *et al.* [9] have determined that, within the context of their model, the sensitivity to the neutron amplitude is maximized (and model dependence minimized) for $E_\gamma=200\text{--}300$ MeV and backward angles for the scattered photons. For $E_\gamma=247$ MeV and $\theta_{\gamma'}=-135^\circ$, the contribution of the spectator nucleon modifies the cross section by only $\sim 4\%$ at the quasi-free peak. Furthermore, the free-neutron cross section can be related to the quasi-free via a spectator formula [9,10]

$$\frac{d\sigma(\gamma n \rightarrow \gamma' n)}{d\Omega_{\gamma'}} = \frac{(2\pi)^3}{u^2(0)} \frac{E_\gamma E_{\gamma'}}{|\mathbf{p}_n| m E_\gamma^{(n)2}} \frac{d^3\sigma(\gamma d \rightarrow \gamma' np)}{d\Omega_{\gamma'} d\Omega_n dE_n}, \quad (7)$$

where $u(0)$ is the S-wave amplitude of the deuteron wave function at zero momentum, and $E_\gamma^{(n)}$ is the photon en-

ergy in the rest frame of the final neutron. The cross section on the right side of the equation must be corrected for the small contribution of the spectator proton (its pole diagram and final state interactions).

The present measurement was performed at the Saskatchewan Accelerator Laboratory (SAL). The $d(\gamma, \gamma' n)p$ and $d(\gamma, \gamma' p)n$ cross sections were measured simultaneously, in kinematics that emphasized the quasi-free reaction. Data were also obtained from the free proton, using the same apparatus, for calibration and normalization purposes. An electron beam of 292 MeV and $\sim 60\%$ duty factor was incident on a $115 \mu\text{m}$ aluminum radiator producing bremsstrahlung photons, which were tagged in the energy range 236–260 MeV, with a resolution of 0.4 MeV, using the SAL *endpoint* tagger. The average tagged flux was $\sim 6 \times 10^6$ photons/s integrated over the photon energy range. The tagging efficiency ($\sim 45\%$) was measured approximately every 8 hours using a lead-glass Čerenkov detector placed directly in the beam.

The cryogenic target cell was a vertical cylinder (12 cm in diameter), with Mylar walls, containing liquid hydrogen or liquid deuterium. The quasi-free scattering of 247 MeV photons to -135° from deuterium results in the recoil nucleon being confined to a forward cone centered around 18° . These nucleons (both protons and neutrons) have a central kinetic energy of ~ 77 MeV and were detected in a liquid-scintillator array [11] situated at 20° , subtending a solid angle of approximately 0.11 sr. The array consisted of 85 Lucite-walled cells, filled with BC-505 liquid scintillator. Between the cells and the target were thin plastic scintillators which acted as veto detectors for neutrons or as ΔE detectors for protons.

The neutron efficiency of the array was measured at the beginning of the experiment via the $d(\gamma, p)n$ reaction. A plastic-scintillator ΔE -E telescope was placed at 80° to detect the protons from this reaction while the array was located at -77° . The detection efficiency was measured for neutrons with kinetic energies of 50–100 MeV, covering the range of interest for the quasi-free reaction. With the applied threshold of 11 MeV, the efficiency ranged from 5.2–5.9%.

Photons scattered from the target were detected in the large-volume Boston University NaI (BUNI) gamma-ray spectrometer [12]. BUNI is composed of five optically-isolated segments of NaI, each 55.9 cm in length: the core (26.7 cm in diameter) and four quadrants that form an 11.4 cm thick annulus around the core. BUNI was set at -135° and subtended a solid angle of 0.013 sr. Zero-degree (or *in-beam*) calibrations of BUNI were done at the beginning and end of the experiment, in order to obtain both the lineshape of BUNI and an energy calibration for the NaI core. The NaI quadrants were calibrated periodically with a radioactive source (Th-C).

Figure 1 depicts the BUNI energy spectrum ($E_{\gamma'}$) from the free proton, after randoms have been subtracted, summed over the incident photon energy range. The con-

tribution from empty-target backgrounds has also been subtracted (36% for (γ, γ) and 5% for $(\gamma, \gamma p)$). The spectra are summed over all tagged photon energies and shifted to the maximum incident energy of 260 MeV, with the appropriate kinematic corrections to account for the different scattered photon energy at each incident photon energy. These spectra have been corrected for photon absorption effects ($\sim 3\%$).

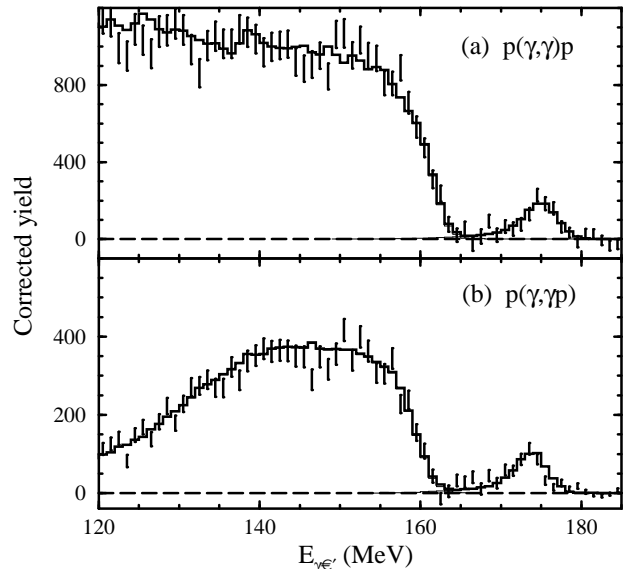


FIG. 1. Compton scattering yields from the free proton for an average incident energy of 247 MeV without (a) and with (b) detection of the proton. The histograms are from a simulation of the experiment.

Figure 1(a) is the energy spectrum from a free proton, without detection of the recoil proton. The Compton scattered events (the peak near 175 MeV) are clearly distinguishable from the large number of events from neutral pion (π^0) production (below ~ 165 MeV). The histogram is the result of a simulation of the experiment. The final yield was determined by integrating the data from 170 to 190 MeV and correcting for the Compton events excluded from this region (18%) and the π^0 events included in this region (1%). For an average incident energy of 247 MeV, the cross section for elastic Compton scattering from the free proton ($p(\gamma, \gamma)p$) was determined to be

$$\frac{d\sigma}{d\Omega_\gamma} = 94.6 \pm 9.0 \pm 3.8 \text{ nb/sr}, \quad (8)$$

where the first error is statistical and the second is systematic. This is in good agreement with recent measurements [10,13,14]. The dispersion calculations of L'vov *et al.* [15] predict a somewhat lower value of 78.0 nb/sr using $(\bar{\alpha} - \beta)_p = 10$.

The efficiency for protons was determined from the ratio of yields from the free proton with (Fig. 1(b)) and without (Fig. 1(a)) requiring the proton be detected. This correction (0.58 ± 0.02) was primarily due to inactive areas in the detector and cuts applied in the analysis.

For Compton scattering from a bound nucleon, the Fermi motion causes overlap in $E_{\gamma'}$ between the Compton and π^0 events. In order to obtain better separation, the missing mass of the spectator nucleon was calculated. Figure 2 depicts the difference between the missing mass and the spectator mass (ΔM_{miss}) for the two quasi-free reactions from the deuteron. The yields are corrected for random coincidences, empty-target backgrounds (12–14%), and detection efficiencies. The histograms are from a simulation of the experiment. The thin lines are the individual contributions from the π^0 and Compton reactions while the thick line is the sum. The simulation assumes that the deuteron reactions proceed via quasi-free kinematics. The spectator nucleon in the reaction is distributed according to its Fermi distribution in the deuteron while the angular distribution of the π^0 or photon is determined by the theoretical calculations of Levchuk *et al.* The simulation gives a good fit to the data, and is relatively insensitive to the input angular distribution ($\sim 2\%$). The $\chi^2/N_{d.o.f.}$ is 1.4 (proton) and 1.5 (neutron) for $N_{d.o.f.}=63$ (–20 to 110 MeV). To extract the yields for the Compton reactions, the data were integrated from –20 to +20 MeV. Corrections were then applied to account for the Compton events excluded from this region (10–15%) and the π^0 events included in this region (7–8%).

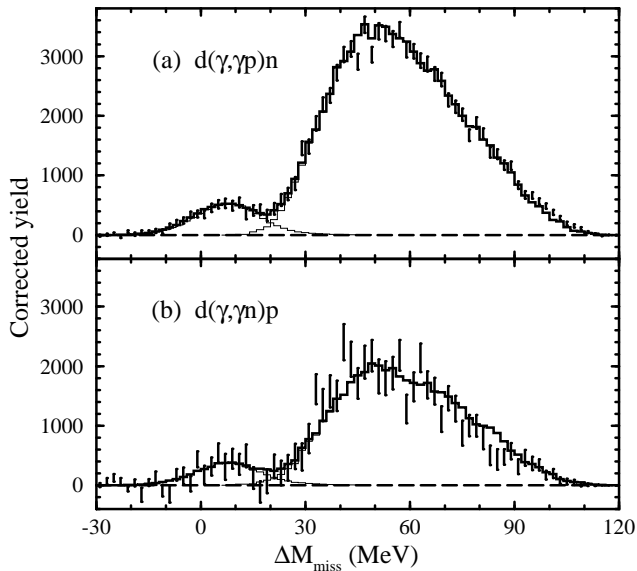


FIG. 2. Quasi-free Compton scattering yields for an average incident energy of 247 MeV from the bound proton (a) and the bound neutron (b).

In order to compare to theoretical predictions, the measured cross sections were interpolated to the quasi-free kinematic point through use of the simulation. For an average incident energy of 247 MeV, the final differential cross sections, at the quasi-free point, are

$$\frac{d^3\sigma}{d\Omega_\gamma d\Omega_N dE_N} = 56.5 \pm 2.8 \pm 4.5 \text{ (proton)}, \quad (9)$$

$$= 33.3 \pm 7.2 \pm 3.0 \text{ (neutron)}, \quad (10)$$

where the units are nb/sr²/MeV, the first error is statistical, and the second is systematic. The proton result is consistent with the recent results of Wissmann *et al.* [10].

Since the back-angle Compton cross section is primarily sensitive to the difference of the polarizabilities, $(\bar{\alpha} - \bar{\beta})_p$ was used as a fit parameter in matching the theoretical calculation Levchuk *et al.* [9] to the bound proton data. The result is displayed on Fig. 3(a). The solid line is the theoretical calculation, the thin line is the central fitted value, and the horizontal dashed lines indicate the combined-error band (the quadratic sum of statistical and systematic). The model dependence of the calculation is small compared to the experimental errors. The fitted value,

$$(\bar{\alpha} - \bar{\beta})_p = 14.7^{+4.6}_{-4.0}, \quad (11)$$

is consistent with the free proton result (Eq. 1), as well as with the quasi-free results of Wissmann *et al.* [10]. This indicates that the theoretical calculations are adequately describing the nuclear effects.

The theoretical calculations have been carried out using a ‘traditional’ value for the backward-spin polarizability of $\gamma_\pi = -36.8$. Using the value $\gamma_\pi = -27.1$, suggested by Tonnison *et al.* [16], results in a fitted value of

$$(\bar{\alpha} - \bar{\beta})_p = 26.6^{+7.8}_{-5.8}, \quad (12)$$

which is over two standard deviations from the free value. Our data show no evidence for modification of γ_π , in agreement with the conclusions of Wissmann *et al.* [10].

The ratio of the bound proton to the bound neutron quasi-free cross section is $1.85 \pm 0.41 \pm 0.14$. Using the ratio of the measured cross sections minimizes the effect of systematic errors on the extraction of $(\bar{\alpha} - \bar{\beta})_n$. The ratio for the theoretical calculation was obtained by fixing the proton polarizabilities (Eq. 1) and treating $(\bar{\alpha} - \bar{\beta})_n$ as a fit parameter. The result is displayed on Fig. 3(b). The upper edge of the error band corresponds to a value for the ratio which is not possible for the theoretical calculation. The calculation gives a maximum ratio of ~ 2 at $(\bar{\alpha} - \bar{\beta})_n = 31$, which is taken as the upper limit. The best fit is obtained with

$$(\bar{\alpha} - \bar{\beta})_n = 17^{+14}_{-13}. \quad (13)$$

The central value is markedly different from the value extracted from elastic Compton scattering from the

deuteron (Eq. 6). However, the two are within 1.2 standard deviations. Invoking the sum rule [4], the values for $\bar{\alpha}_n$ and $\bar{\beta}_n$ are

$$\bar{\alpha}_n = 16.0^{+7.2}_{-6.7}, \quad \bar{\beta}_n = -0.8^{+7.2}_{-6.7}. \quad (14)$$

These can be compared with recent Chiral Perturbation Theory (ChPT) predictions at $O(Q^4)$ [17]

$$\bar{\alpha}_n = 13.4 \pm 1.5, \quad \bar{\beta}_n = 7.8 \pm 3.6. \quad (15)$$

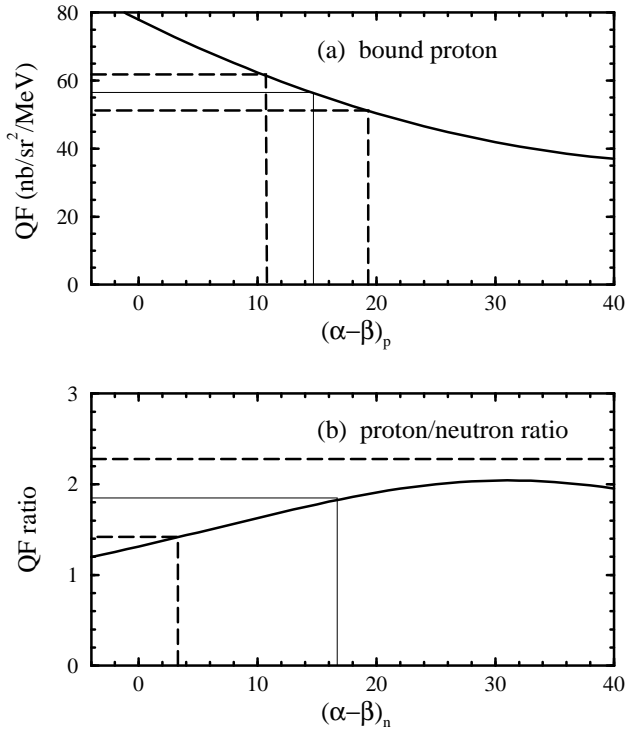


FIG. 3. (a) Quasi-free cross section for the bound proton. (b) Ratio of the quasi-free cross section of the bound proton and neutron. The curves are the theoretical calculation of Levchuk *et al.*

From Eqs. 7 and 9 the free-proton cross section can be determined from that of the bound proton. The result is

$$\frac{d\sigma(\gamma p \rightarrow \gamma' p)}{d\Omega_\gamma} = 66.8 \pm 3.4 \pm 5.3 \text{ nb/sr}, \quad (16)$$

corresponding to an incident photon energy of 244.6 MeV for the free proton. Adjusting the result of Eq. 8 to this lower energy results in a $\sim 5\%$ drop in the cross section to $90.1 \pm 8.6 \pm 3.6$ nb/sr. The measured and extracted free values are within 1.5 standard deviations of the combined errors. The dispersion calculations of L'vov *et al.* [15] predict a free value of 74.2 nb/sr for $(\bar{\alpha} - \bar{\beta})_p = 10$.

Eqs. 7 and 10 can also be used to determine the free cross section for the neutron:

$$\frac{d\sigma(\gamma n \rightarrow \gamma' n)}{d\Omega_\gamma} = 39.5 \pm 8.5 \pm 3.6 \text{ nb/sr}. \quad (17)$$

This is the first experimental determination of the cross section for Compton scattering from the free neutron. An alternate method for extracting the free-neutron cross section from the measured values is to take the ratio of free to quasi-free cross sections for the proton (Eqs. 8 and 9) and multiply by the quasi-free neutron cross section (Eq. 10), resulting in $55.8 \pm 13.5 \pm 4.9$. The two results are within the combined errors. The dispersion calculations of L'vov *et al.* predict a free value of 45.7 nb/sr (for $(\bar{\alpha} - \bar{\beta})_n = 10$) in agreement with the experimental results.

In summary, the polarizabilities of the bound proton and neutron have, for the first time, been simultaneously extracted from quasi-free Compton scattering measurements. The values for the neutron (Eq. 14) are consistent with those known for the free proton (Eq. 5), as expected from charge-symmetry arguments, and are in accord with recent ChPT predictions.

The authors would like to thank M.I. Levchuk, A.I. L'vov, and V.A. Petrun'kin for supplying the results from their theoretical calculations.

This work was supported in part by grants from the Natural Science and Engineering Research Council of Canada and the National Science Foundation (USA).

-
- [1] B.E. MacGibbon *et al.*, Phys. Rev. C **52**, 2097 (1995).
 - [2] V.A. Petrun'kin, Sov. J. Part. Nucl. **11**, 278 (1981).
 - [3] D. Babusci, G. Giordano, and G. Matone, Phys. Rev. C **57**, 291 (1998).
 - [4] M.I. Levchuk and A.I. L'vov, Nucl. Phys. **A** (in press).
 - [5] F. Wissmann, M.I. Levchuk, M. Schumacher, Eur. Phys. J. A **1**, 193 (1998).
 - [6] M.A. Lucas, Ph.D. Thesis, University of Illinois, 1994.
 - [7] D.L. Hornidge *et al.*, Phys. Rev. Lett. (in press).
 - [8] K.W. Rose *et al.*, Nucl. Phys. **A514**, 621 (1990).
 - [9] M.I. Levchuk, A.I. L'vov, and V.A. Petrun'kin, Few-Body Sys. **16**, 101 (1994).
 - [10] F. Wissmann *et al.*, Nucl. Phys. **660**, 232 (1999).
 - [11] E. Korkmaz *et al.*, Nucl. Instrum. Methods Phys. Res. Sect. A **431**, 446 (1999).
 - [12] J.P. Miller *et al.*, Nucl. Instrum. Methods Phys. Res. Sect. A **270**, 431 (1988).
 - [13] E.L. Hallin *et al.*, Phys. Rev. C **48**, 1497 (1993).
 - [14] A.M. Sandorfi, J. Tonnison, S. Hoblit, Few Body Sys., Suppl. **11**, 144 (1999); S. Hoblit, private communication.
 - [15] A.I. L'vov, V.A. Petrun'kin, M. Schumacher, Phys. Rev. C **55**, 359 (1997).
 - [16] J. Tonnison, A.M. Sandorfi, S. Hoblit, A.M. Nathan, Phys. Rev. Lett. **80**, 4382 (1998).
 - [17] V. Bernard, N. Kaiser, U.-G. Meißner, Int. J. Mod. Phys. **E4**, 193 (1995).