

High order synchronization, transitions, and competition among Arnold tongues in a continuous phase oscillator under harmonic forcing

David García Álvarez, Aneta Stefanovska, and Peter V.E.M. McClintock
Department of Physics, Lancaster University, Lancaster LA1 4YB, United Kingdom

(Dated: July 6, 2007)

A harmonically forced phase oscillator, whose equation of motion for the phase is described by an analytic function, is considered. Numerical analysis reveals a vast variety of Arnold tongues. Several Arnold tongues are sufficiently wide that the system will be useful for modelling the high-order synchronization observed in nature. We find that the stronger the dependence of ω on ϕ , the wider the regions of synchronization. As low-order tongues widen, the higher-order tongues narrow, the latter being "squeezed" by the former. Two mechanisms for transitions between different Arnold synchronization epochs are considered.

PACS numbers: 05.45.Xt, 87.19.Hh, 87.19.Jv

When two or more oscillatory processes are coupled, there exists the possibility of their becoming synchronized. High-order synchronization is important in biological systems where processes with different timescales, e.g. the respiratory and cardiac cycles, tend to synchronize to integer ratios. Schafer and co-workers [1] recorded heart and respiration signals for resting humans. When plotting the instantaneous respiratory phase at the occurrence of a heartbeat versus time (i.e. a synchrogram), they found horizontally striped plots for some subjects, thereby revealing Arnold synchronization between heart and respiration. Seidel and Herzel [2] showed that the probability of such synchronization happening by chance was extremely small. In measurements on anaesthetised rats, Stefanovska et al [3] observed lengthy synchronization epochs, and transitions from one ratio to another. They suggested that such transitions might be useful in monitoring depth of anaesthesia.

A model proposed [4] a map of the circle into itself, obtaining synchronization "tongues" and calculating their widths in the approximation of small coupling. In fact, any orientation-preserving homeomorphism $h: S^1 \rightarrow S^1$ of the circle into itself presents such regions of Arnold locking [5]. Integrate-and-fire models [6] provide several examples of Arnold tongues. For biological systems, however, models involving non-analyticities (e.g. through integrate-and-fire or discrete impulses) are often unsatisfactory given that signals from e.g. the human cardiovascular system (CVS) are in reality continuous. An important aspect that has not yet been studied in any detail is the mechanisms giving rise to transitions between the different Arnold synchronization ratios.

In this Letter we study a simple phase oscillator, whose equation of motion is described by the analytic equation,

$$\dot{\phi} = \frac{1}{2} \sin^2 \frac{\phi}{2} + A = \frac{1}{2} \frac{1 - \cos \phi}{2} + A \quad (1)$$

with A and ω positive constants. This expression is similar to the equations of motion for the overdamped pendu-

lum and the overdamped Josephson junction. We show that (1) can synchronize to an external forcing, exhibiting a wide variety of Arnold tongues, and we discuss the processes that may be responsible for transitions between different Arnold synchronization ratios.

For large ω , the phase increases at an almost constant rate. Contrarily, for small ω , ϕ varies strongly with ϕ . We assume $A > 1$ so that, in the absence of interaction (nothing is added to (1)), the phase continuously increases. As (1) is analytically integrable, we obtain that, for the non-interacting oscillator, the period is

$$T_0 = \frac{2}{A(A-1)} \quad (2)$$

In CVS recordings, the respiratory signal looks typically like that from a harmonic oscillator plus higher harmonics. It is generally accepted that the coupling from respiration to heart is stronger than vice versa [7]. As a first approximation, therefore, we consider the oscillator (1) as harmonically forced

$$\dot{\phi} = \frac{1}{2} \frac{1 - \cos \phi}{2} + A + B \sin(\omega t) \quad (3)$$

with $B \geq 0$. Equation (3) defines a circle map with the following prescription: let us call t_i the time at which the external driving is at its i^{th} maximum. We define $\phi_i = \phi(t_i)$. As (3) is a first-order differential equation and we have an initial condition $\phi(t_i)$, we could integrate to obtain $\phi(t)$. Let t_{i+1} be the time at which the external driving is at its $i+1$ maximum, and let $\phi_{i+1} = \phi(t_{i+1})$. That is how we have the map $h: S^1 \rightarrow S^1$ defined as $\phi_{i+1} = h(\phi_i)$. We would therefore, expect the existence of Arnold tongues.

Now we introduce the concept of Arnold synchronization that will be used in this work. Suppose we have a phase oscillator driven by a T_E -periodic external action

$$\begin{aligned} \dot{\phi} &= f(\phi) + g(t); & \text{with} \\ f(\phi + 2\pi) &= f(\phi); & g(t + T_E) = g(t) \end{aligned}$$

Then, any T -periodic motion of x , $x(t+T) = x(t) \bmod 2\pi$, must have a period that is a multiple of the driving period. Let $m \in \mathbb{N}$ be such that $T = m T_E$. Let $n \in \mathbb{N}$ [f0g be the number of times that the oscillator crosses $\dot{x} = 0 \bmod 2\pi$ with $\dot{x} > 0$ in one of its periods $T = m T_E$. We then say that the oscillator is $n:m$ synchronized to the external action g . The synchrogram consists then of horizontal lines, albeit not necessarily equally spaced. With this definition of synchronization, it is natural to quantify it by how close the following index is to zero [8]:

$$H_{m,n} = \frac{1}{2m(L-n)} \sum_{i=n+1}^L (x_i - x_{i-n-2m})^2 \quad (4)$$

where L is the total number of crossings of $\dot{x} = 0 \bmod 2\pi$ with $\dot{x} > 0$, and x_i is the phase of the external action when the i^{th} crossing occurs.

We studied the system for two sets of parameters: $(\gamma; A) = (0.07, 17)$ and $(\gamma; A) = (0.25, 9.08116)$. According to (2), both parameter sets give the same frequency for the non-forced oscillator, $\omega_0 = 1.0811$. To obtain the Arnold tongues, we plotted the driving frequency ν on the horizontal axis, and the coupling or driving amplitude B on the vertical axis. The horizontal axis was divided into 5,000 points, and the vertical one into 30 points. On each of the 150,000 points, the equation (3) was integrated using the fourth-order Runge-Kutta method. The first 60 zero-positive crossings were discarded to remove the transient. The maximum accepted value of the index $H_{m,n}$ (4) for a point to be considered as belonging to the $n:m$ Arnold tongue was 0.0005.

The results are presented in Figs. 1 and 2, where we plot only the tongues of width bigger than a lower cutoff. The tongues with $m > 1$ are too narrow to appear in Fig. 1. As often reported in the literature [4], the widest tongues are those for $m = 1$. For our system (3), as n increases, the widths of the $m = 1$ tongues decrease and they become closer to one another. Another remarkable new point here is that there are several Arnold tongues that are wide enough to be seen, not only in a tuned experiment, but also in non-invasive observations of such a system in the presence of noise, e.g. the CVS [1, 2, 3]). So far as we are aware, no other continuous system capable of modelling the high order synchronization observed in nature has previously been proposed.

Fig. 2 shows the vast variety of tongues that the model yields. There are even some on this Fig. with $m = 10$, the highest value of m that we trailed. As we reduce the lower cutoff of the width criterion, a lot of new tongues arise in the plot. The effect of synchronization with the external action can be inferred from the fact that these tongues are not vertical lines, but curved.

In our second parameter set, $\gamma = 0.25$ is 3.57 times larger than $\gamma = 0.07$ in the first set. Thus, for the second parameter set, the value of ω_0 depends much less strongly on γ than in the first case. The effect on the Arnold tongues

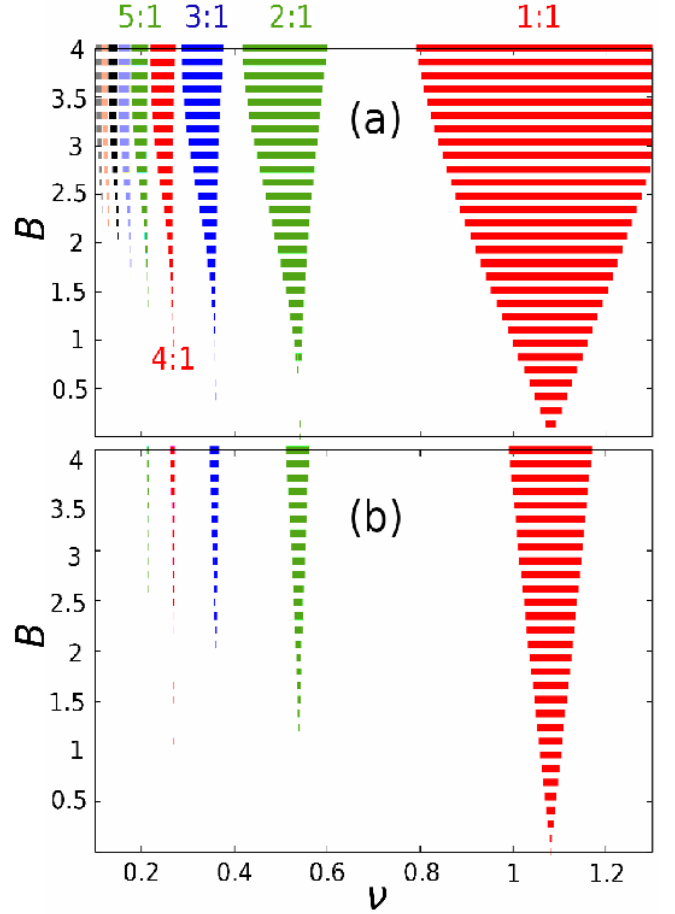


FIG. 1: (colour online) Arnold tongues for the externally driven oscillator (3), with parameters $(\gamma; A) = (0.07, 17)$ in (a), and with parameters $(0.25, 9.08116)$ in (b). The frequency of the external driving is plotted on the horizontal axis, and the amplitude B of the driving is plotted on the vertical axis. The tongues are $n:m$, with n increasing from 1 to 9 as we move leftward.

is immediately evident on comparing Figs. 1(a) and 1(b): the tongues become markedly narrower, thereby hindering synchronization. Furthermore, comparison of Figs. 2(a) and 2(b) shows that the tongues become closer to vertical straight lines for larger γ , implying that synchronization is more and more a matter of fine tuning of the external driving frequency rather than of the interaction of the oscillator with the external action. We therefore conjecture that a strong dependence of the instantaneous frequency on the phase (for the uncoupled oscillator) may help high order synchronization.

We also comment on the effect of competition among tongues. The 37:9 tongue appears in Fig. 2(b) but not in 2(a) because it is narrower. The reason is that 33.8 and 41.10 squeeze it for the first set of parameters. In the same way, the latter two tongues become narrower in Fig. 2(a) as the coupling increases. In fact, the widths for

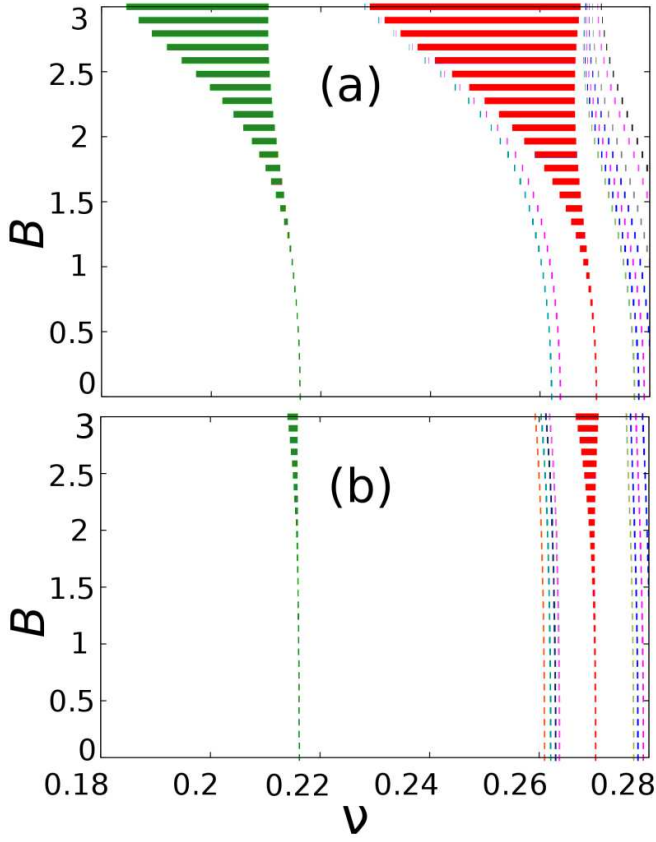


FIG. 2: (colour online) Detail of the synchronization regions in Fig. 1 inside a small interval. The tongues are, from left to right, 5:1, 29:7 (only in (b)), 33:8, 37:9 (only in (b)), 41:10, 4:1, 39:10, 35:9, 31:8, 27:7, and only in (a): 23:6, 19:5, 34:9

33:8 and 41:10 are of the order of 10^{-4} at $B = 0$, and of the order of 10^{-5} at $B = 3$ (see Fig. 3). The 4:1 tongue, which gets wider as the coupling increases, squeezes the high order tongues. High order tongues are very narrow in all cases, as already mentioned. The more favourable the scenario is for synchronization, the worse it is for very high order synchronization.

Finally, we consider two mechanisms for transitions between different $n:m$ synchronization epochs. First, we simulated the system (3) modified such that we replaced $B \sin(\omega t)$ with $B \sin(\omega(t))$, and varied the instantaneous frequency $\omega(t)$ linearly in time

$$\omega(t) = at + b; \quad \omega(t) = \frac{1}{2}at^2 + bt \quad (5)$$

The parameters were chosen to be $(\omega; A) = (0.07, 17)$, $B = 4$, and we slowly swept $\omega(t) = 2$ from 0.1 to 1.3 in a total time of 72,000. Fig. 4(a) shows that a $n:1$ synchronization epoch occurs during the time when the external instantaneous frequency is inside the corresponding Arnold tongue. As n decreases, the synchronization epoch lasts longer, and the transition regions become bigger and bigger. That is because, as mentioned before, the

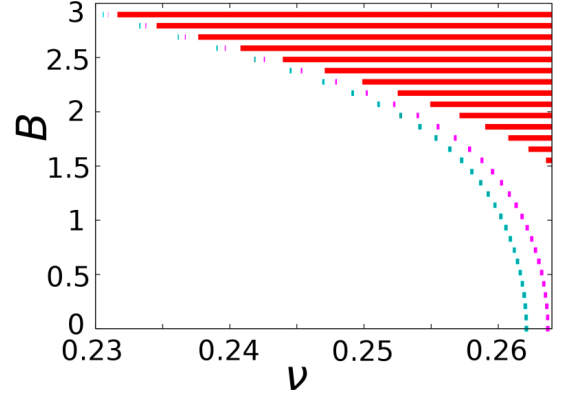


FIG. 3: (colour online) Magnification of Fig. 2(a). From left to right, tongues 33:8, 41:10 and 4:1. As the coupling increases, 4:1 goes much wider. Conversely, 33:8 and 41:10 go much narrower

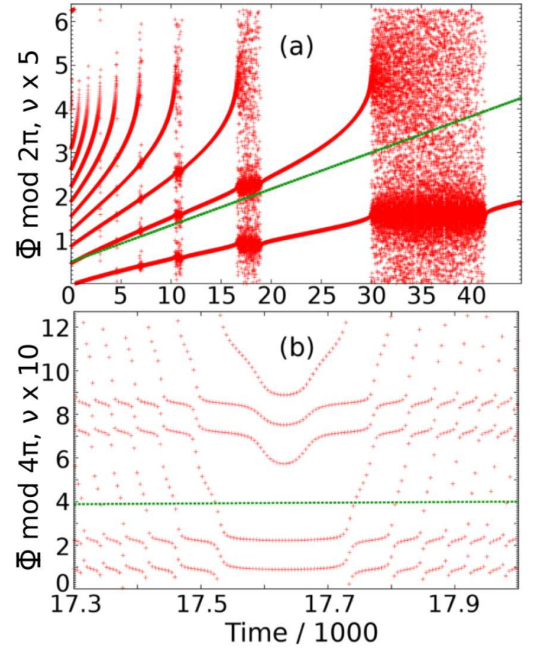


FIG. 4: (colour online). (a): $n:1$ synchrogram for the forced oscillator with varying frequency of the driving. Several $n:1$ synchronization epochs can be observed. (b): $n:2$ synchrogram. A 5:2 epoch can be observed. The line plots the instantaneous frequency of the external driving (rescaled for clarity)

Arnold tongues are wider and further separated. Fig. 4(b) also shows a 5:2 synchronization epoch. Other $n:2$ epochs are also observed from the synchrograms.

Recalling that this model may be applied to the heart driven by the respiration, the mechanism of transitions above corresponds to varying the respiration rate. Although this rate can be consciously controlled [9], people do not do so most of the time, and so the small variations in respiration rate can produce transitions in the

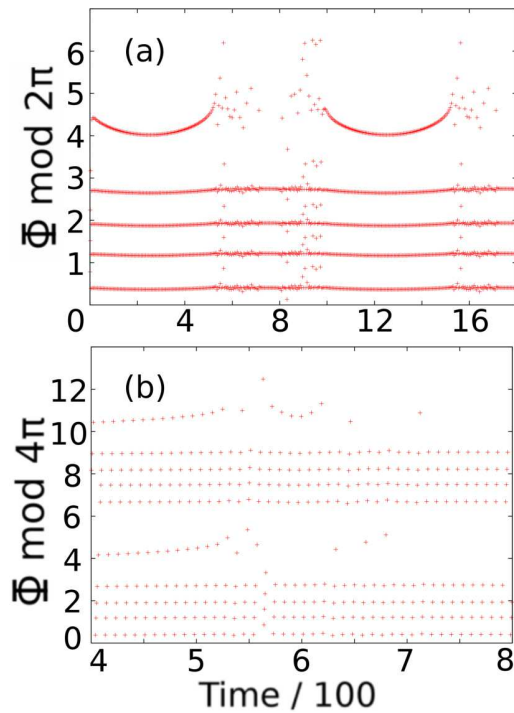


FIG. 5: (a): Transitions between 5:1 and 4:1 synchronization epochs, being the characteristic time the one of the added low frequency component. (b): 9:2 epoch (around time equal to 600) in the transition between 5:1 and 4:1

synchronization ratio between heart and respiration.

The second mechanism for transitions considered here is one that is always present in the CVS, and cannot be consciously controlled. There are low-frequency oscillatory processes: metabolic, neurogenic and myogenic [10]. Therefore, we simulated equation (3) with $(\gamma; A) = (0.07, 17)$, $B = 4$, $\beta_1 = 2 = 0.213$, and added to the RHS a term $L_1 \sin(\beta_1 t)$, with $L_1 = 0.1$ and $\beta_1 = 2 = 0.001$ (the frequency of the oscillations in the CVS is not so low, but we choose this value for clarity of presentation). Without adding the low frequency component, we would be inside the 5:1 tongue and the synchrogram would consist of 5 perfect horizontal lines. After the simulation with the low frequency component, we can see transitions in Fig. 5(a) between 5:1 and 4:1, being the characteristic time the one of the low frequency component. On Fig. 5(b) we see a 9:2 epoch inside the region of the transition between the two longest epochs.

This second mechanism is, from a mathematical standpoint, equivalent to a slow variation of the intrinsic frequency of the oscillator. From the viewpoint of nature, however, the mechanism is completely different, and it is always present in the CVS.

Although we can still recognise synchronization epochs from the synchrograms by sight, time variability means that synchrograms no longer consist of perfect parallel lines. The test via the synchronization index must fail,

even inside a small time window, unless we take a less strict threshold for the index. In short, time variability interferes with synchronization. A more detailed and quantitative study is in progress and will be described elsewhere.

In conclusion, we have showed that the continuous phase oscillator above yields a vast variety of Arnold tongues. Because these tongues can be relatively wide, and because (1) is written in terms of continuous variables, this model is likely to be useful in relation to the wide range of high order synchronization phenomena observed in nature. We showed that a strong dependence of the instantaneous frequency on the phase helps high order synchronization. We also studied the phenomenon of "competition" among tongues. Finally, we considered, for the first time in literature, the low frequency oscillations in the CVS as a mechanism for transitions between different nm synchronization epochs.

We thank Alireza Bahraminasab and Arkady Pikovsky for useful discussions. This work was supported by EU Project BRACCIA,

<http://www.lancs.ac.uk/depts/physics/braccia/>

Electronic address: d.garcia-alvarez@lancaster.ac.uk

- [1] C. Schaffer, M. G. Rosenblum, J. Kurths and H. H. Abel, Nature (London) 392, 239 (1998); M. G. Rosenblum et al, IEEE Eng. Med. Biol. Mag. 17, 46 (1998); C. Schaffer, M. G. Rosenblum, H. H. Abel and J. Kurths, Phys. Rev. E 60, 857 (1999)
- [2] H. Seidel and H. Herzel, IEEE Eng. Med. Biol. Mag. 17, 54 (1998)
- [3] A. Stefanovska, H. Haken, P. V. E. M. O'Clintock, M. Hozic, F. Bajrovic and S. Ribaric, Phys. Rev. Lett. 85, 4831 (2000); B. Musizza, A. Stefanovska, P. V. E. M. O'Clintock, M. Palus, J. Petrovic, S. Ribaric and F. Bajrovic, J. Physiol. 580, 315 (2007)
- [4] V. I. Arnold, Usp. Mat. Nauk. 38 (4), 189 (1983) (In Russian); English translation: Russ. Math. Surveys 38, 215 (1983)
- [5] A. Katok and B. Hasselblatt, Introduction to the Modern Theory of Dynamical Systems. Cambridge University Press, Cambridge, 1995.
- [6] P. H. E. Tiesinga, Phys. Rev. E 65, 041913 (2002); S. Coombes and P. C. Bresslo, Phys. Rev. E 60, 2086 (1999)
- [7] M. G. Rosenblum et al, Phys. Rev. E 65, 041909 (2002); M. Palus and A. Stefanovska, Phys. Rev. E 67, 055201(R) (2003); V. N. Smelyanskiy, D. G. Luchinsky, A. Stefanovska and P. V. E. M. O'Clintock, Phys. Rev. Lett. 94, 098101 (2005)
- [8] K. Kotani, K. Takamasu, Y. Ashkenazy, H. E. Stanley and Y. Yamamoto, Phys. Rev. E 65, 051923 (2002)
- [9] S. R. Zecziński, N. B. Janson, A. G. Balanov, and P. V. E. M. O'Clintock, Phys. Rev. E 66, 051909 (2002)
- [10] A. Stefanovska and M. Bracic, Contemporary Physics 40, 31 (1999)